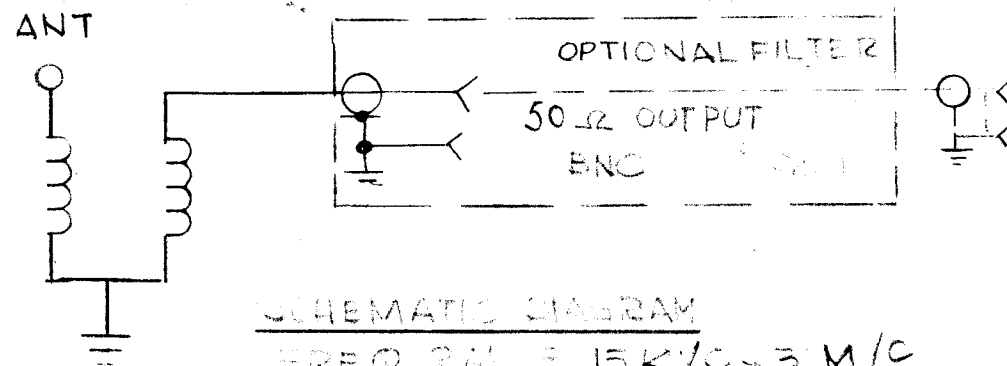
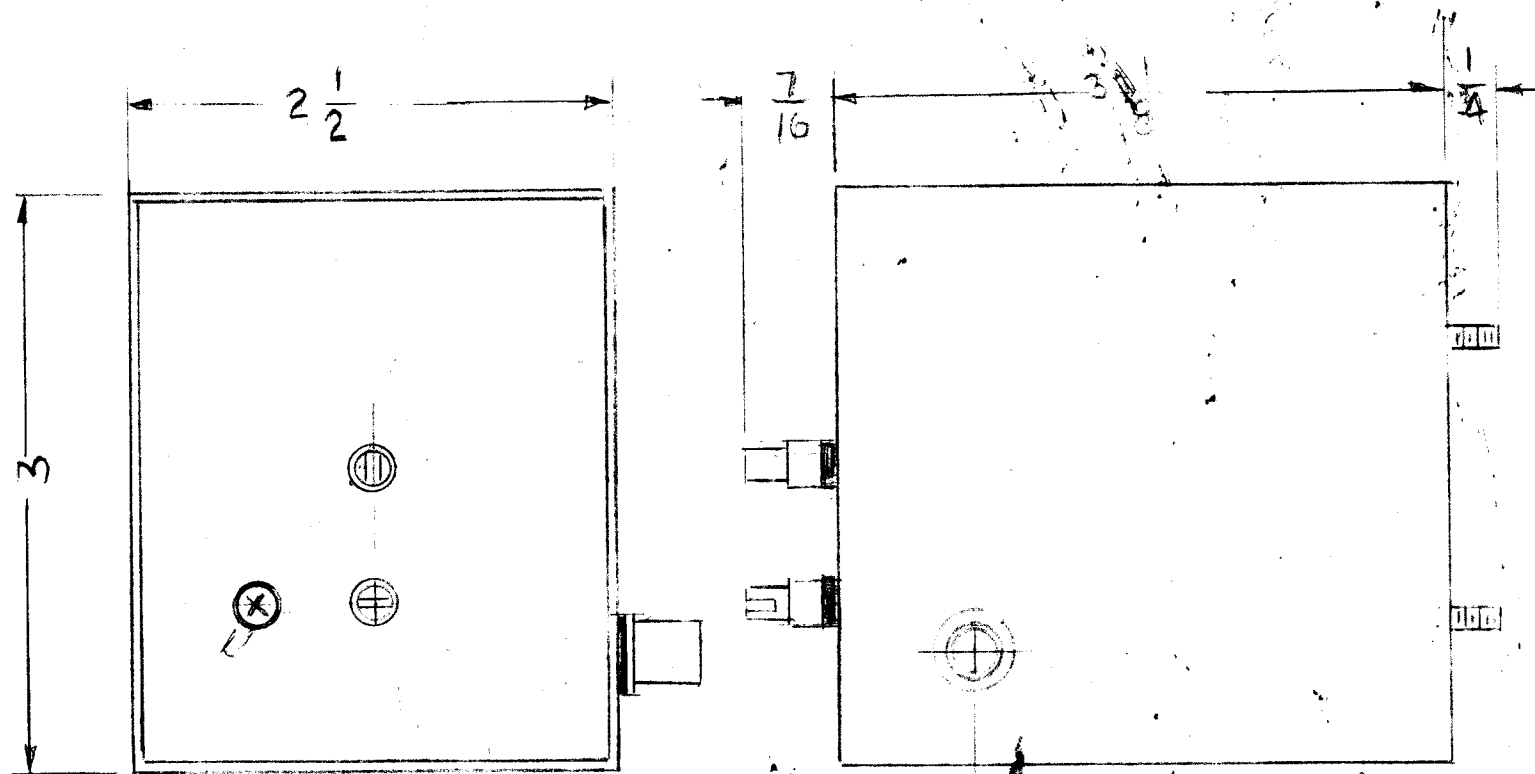


TMC P/NO.	DESCRIPTION
TR 219	NO FILTER
TR 212	FX 314 LOW PASS 100KHZ
TR 213	FX 313 LOW PASS 500KHZ
TR 215	FX 315 LOW PASS 250KHZ

REVISIONS							
E.M.N. NO.	DRAFT	CHKD	ZONE	LTR	DESCRIPTION	DATE	APPROV
	G.D.L.			A	DWG REVISED AND UPDATED	5-19-92	



MECHANICAL SPECS.

CASE - STEEL
 COLOR - GRAY
 FILLER - COMPASS
 STUDS - 6-32 x 1/4

REQ'D	ITEM	PART NUMBER	DESCRIPTION	SYM.
LIST OF MATERIAL				
THE TECHNICAL MATERIEL CORP. MAMARONECK, NEW YORK				
TRANSFORMER VAA-1 (LF)				
SIZE	CODE IDENT. NO.	DWG NO.	ISSUE	
B	82679	TR 215 -	A	
SCALE	SHEET			OF

QTY / UNIT	MODEL USED ON	ASS'Y NO.
	VAA-1	A588A
APPLICATION		
CODE		

UNLESS OTHERWISE SPECIFIED
 DIMENSIONS ARE IN INCHES
 AND INCLUDE CHEMICALLY APPLIED
 OR PLATED FINISHES

DECIMALS FRACTIONS
 .X ± .05 1/64
 .XX ± .01 TOLS. ANGLES
 .XXX ± .005 0° - 30'

MATERIAL


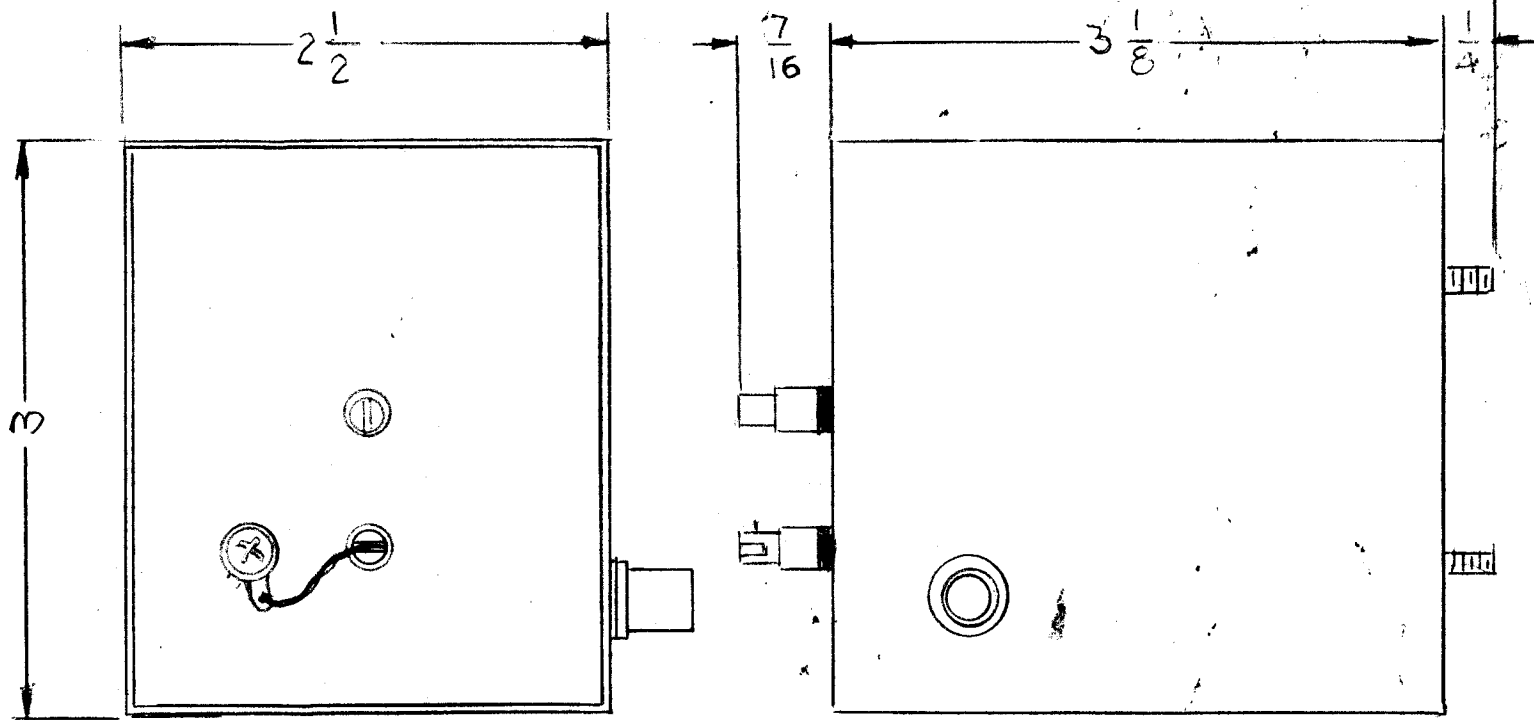
FINISH

NOTICE TO PERSONS RECEIVING THIS DRAWING
 THE TECHNICAL MATERIEL CORPORATION claims proprietary right in the material disclosed hereon. This drawing is issued in confidence for engineering information only and may not be reproduced or used to manufacture anything shown hereon without permission from THE TECHNICAL MATERIEL CORPORATION to the user. This drawing is loaned for mutual assistance and is subject to recall at any time.

TMC P/NO.	
TR 219	NO FILTER
TR 219	FX 10034 HIGH PASS
TR 219	FX 10020 LOW PASS
TR 219	FX 10021 BROAD CAST STOP

REVISIONS							
E.M.N. NO.	DRAFT	CHKD	ZONE	LTR	DESCRIPTION	DATE	APPROVED

5-10 4 DWG 7-8-64 7-17



SCHEMATIC DIAGRAM
 FREQ. RANGE ~~200-300~~ KC
 2MHz 30MHz
 MECHANICAL DATA
 CASE-STEEL
 COLOR-GREY
 FILLER-COMPOUND
 STUDS-6-32 X 1/4"

1			VAA-2	A5083	UNLESS OTHERWISE SPECIFIED DIMENSIONS ARE IN INCHES AND INCLUDE CHEMICALLY APPLIED OR PLATED FINISHES		FINAL APPROVAL	DATE	LIST OF MATERIAL			
QTY / UNIT	MODEL USED ON	ASS'Y NO.	APPLICATION		DECIMALS .X ± .05 .XX ± .01 .XXX ± .005	FRACTIONS 1/64 ANGLES 0°-30'	MECH. DES.	DATE	THE TECHNICAL MATERIEL CORP. MAMARONECK, NEW YORK			
			CODE		MATERIAL		ELECT. DES.	DATE	TRANSFORMER VAA-2			
NOTICE TO PERSONS RECEIVING THIS DRAWING THE TECHNICAL MATERIEL CORPORATION claims proprietary right in the material disclosed hereon. This drawing is issued in confidence for engineering information only and may not be reproduced or used to manufacture anything shown hereon without permission from THE TECHNICAL MATERIEL CORPORATION to the user. This drawing is loaned for mutual assistance and is subject to recall at any time.					FINISH		CHECKED	DATE	SIZE	CODE IDENT. NO.	DWG NO.	ISSUE
							DRAWN	DATE	B	82679	TR 219	A
									SCALE	1-1	SHEET	OF