

STANDARD DRAWING

IF IT IS FOUND DESIRABLE TO CHANGE ANY TOLERANCE OR OTHER DETAIL SPECIFIED ON THIS DRAWING NOTIFY THE PURCHASER PROMPTLY.


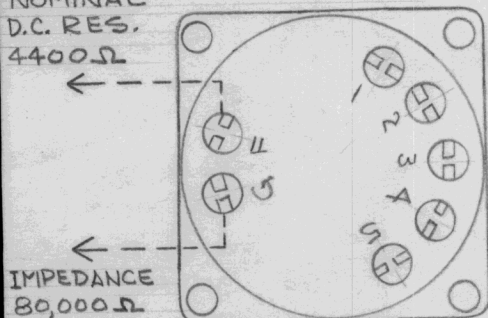
MAXIMUM ALLOWABLE TOLERANCES HAVE BEEN DETERMINED AND DEVIATIONS WILL BE CAUSE FOR REJECTION. REMOVE ALL BURRS AND SHARP EDGES

TF-112 C

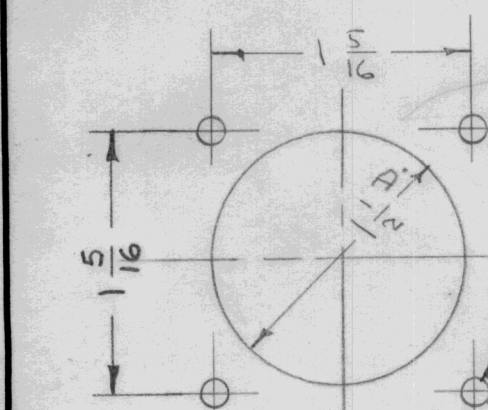
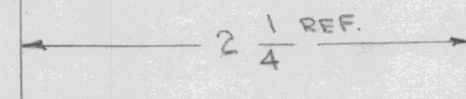

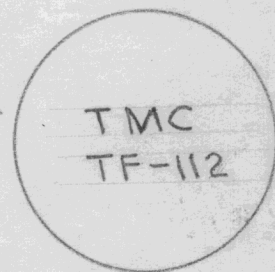
USED ON

MODEL	PROJECT NO.	ASS'Y. NO.	DATE
CFA			
RSC-1	170		10-5-53
VCT			

SECONDARY NOMINAL D.C. RES. 4400Ω



APPLICATION - LINE TO ONE GRID HUMBUCKING.
PRI. IMP. - 50, 200, 500 Ω
SEC. IMP. - 80,000 Ω
CASE - RC 50



Pri. IMP.	Terminals	Jumper 3-4	Nom. D.C. Res.
50Ω	4#5 or 2#3	NO	6.7Ω
200Ω	2#5	YES	13.4Ω
500Ω	1#5	YES	22.4Ω

STAMP TOP AS SHOWN LETTERING 1/8 HIGH

REF-UNITED TRANS. CO. PART NO. CG-134

REQ.	ITEM	PART NO.	DESCRIPTION	SYMBOL
		#	THE TECHNICAL MATERIEL CORP. MAMARONECK, NEW YORK	
		STOCK SIZE		
		#	TRANSFORMER, AUDIO	
		MATERIAL		
		WEIGHT PER PC.		
		TYPE & TEMPER	CGD. 10-5-53	G.T.O.
			DRAWN	ELEC. DES. APP. MECH. DES. APP.
		HEAT TREAT. SPEC.	CHECKED	FINAL APPROVAL
		FINISH & SPEC. NO.		TF-112 C

ISSUE	ITEM	CHANGED FROM	DATE	CN. NO.	DRAFTS	CHECKER	ENG. APP.
C		PRI. IMP WAS PRI TEMP	5/25/53	16284	C.H.		
B	2	SEC. & IMP ADDED TO PICTORIAL CHART ADDED	3-8-53	8480			
A	1	TMC NO ADDED	10/12/53	1			

TOLERANCES	SCALE	DRILL, PUNCH, COMMERCIAL STOCK SIZES AND MANUFACTURERS TOLERANCES ARE NOT INCLUDED.
ALL OTHERS DEC. DIM. ± FRAC. DIM. ± ANGULAR DIM. ±	SCALE 5401-29 (CG-134)	