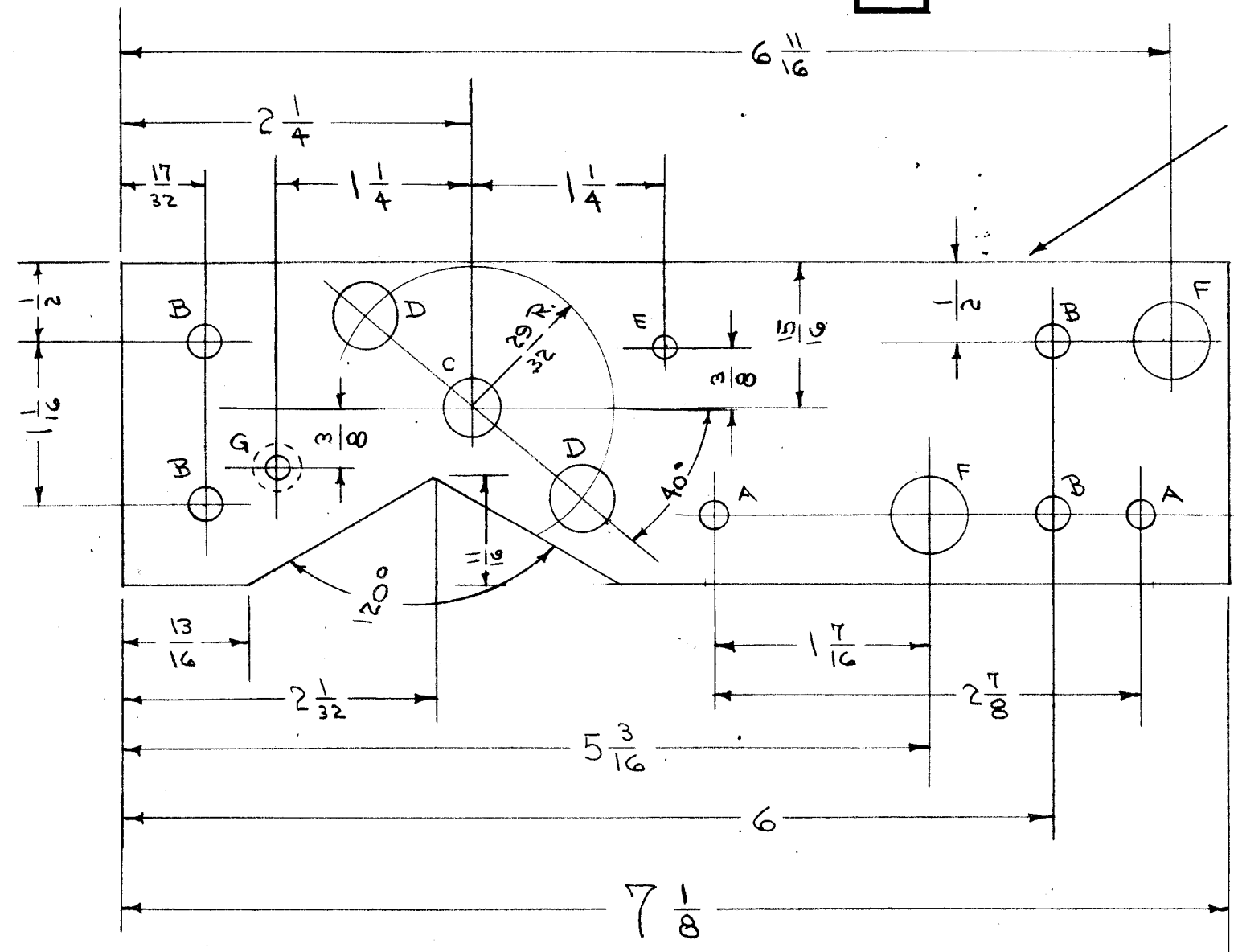
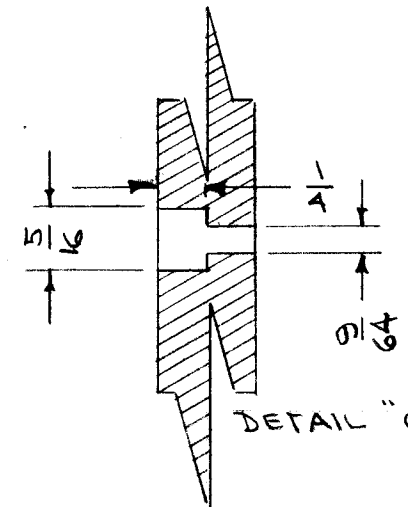
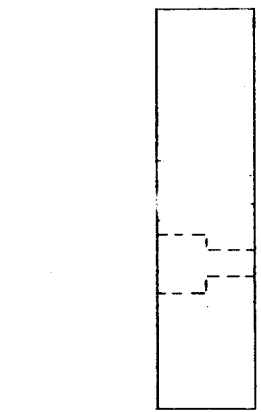


IF IT IS FOUND DESIRABLE TO CHANGE ANY TOLERANCE OR OTHER DETAIL SPECIFIED ON THIS DRAWING NOTIFY THE PURCHASER PROMPTLY.

MAXIMUM ALLOWABLE TOLERANCES HAVE BEEN DETERMINED AND DEVIATIONS WILL BE CAUSE FOR REJECTION. REMOVE ALL BURRS AND SHARP EDGES

PX-200

A	3/16 (.187) D.	2	HOLES REQ.
B	7/32 (.218) D.	4	" "
C	25/64 (.390) D.	1	" "
D	3/8 (.375) D.	2	" "
E	9/64 (.140) D.	1	" "
F	1/2 (.500) D.	2	" "
G	SEE DETAIL	1	" "



STAMP PX-200 ON THIS SIDE 1 INCH FROM TOP

PROPERTY OF PERSONS RECEIVING THIS DRAWING  
 THE TECHNICAL MATERIEL CORPORATION claims proprietary right in the material disclosed hereon. This drawing is issued in confidence for engineering information only and may not be reproduced or used to manufacture anything shown hereon without permission from THE TECHNICAL MATERIEL CORPORATION to the user. This drawing is loaned for mutual assistance and is subject to recall at any time.

Property of:  
 THE TECHNICAL MATERIEL CORPORATION  
 MAMARONECK, NEW YORK

ISSUE	ITEM	CHANGED FROM	DATE	CN. NO.	DRAFTS	CHECKER	ENG. APP.
D	1	"D" Holes Was 15/32	8-9-57	4	TC	WLB	WLB
C	2	E HOLE DELETED	7/30/54	3	C.D.D.	WLB	WLB
	1	G " "					
B	2	"D" HOLE WAS 7/16 D	4/22/54	2	H.A.D.	WLB	WLB
A	1	DIMENSIONS CHANGED	3/17/54	1	C.D.D.	WLB	WLB

TOLERANCES		SCALE:
ALL OTHERS	DEC. DIM. ± FRAC. DIM. ± ANGULAR DIM. ±	DRILL, PUNCH, COMMERCIAL STOCK SIZES AND MANUFACTURERS TOLERANCES ARE NOT INCLUDED.

1	TAC-1	132	A-720	1-13-54
REQ. PER UNIT	MODEL	PROJECT NO.	ASS'Y. NO.	DATE
USED ON				

REQ.	ITEM	PART NO.	DESCRIPTION	SYMBOL
		1/2 THK.	THE TECHNICAL MATERIEL CORP. MAMARONECK, NEW YORK	
		STOCK SIZE		
		PHENOLIC	BRACKET, COUPLING SWITCH	
		MATERIAL WEIGHT PER PC.		
		XXX LAMINATE	TAC-1	
		TYPE & TEMPER		
		HEAT TREAT. SPEC.	DRAWN ELEC. DES. APP. MECH. DES. APP.	
		NATURAL		
		FINISH & SPEC. NO.	CHECKED	FINAL APPROVAL