

IF IT IS FOUND DESIRABLE TO CHANGE ANY TOLERANCE OR OTHER DETAIL SPECIFIED ON THIS DRAWING NOTIFY THE PURCHASER PROMPTLY.

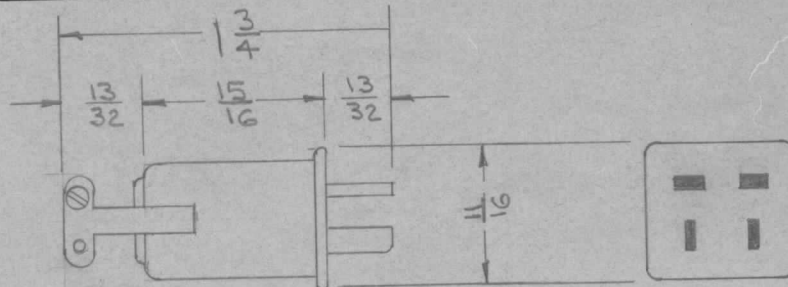
RELEASED

PL-106

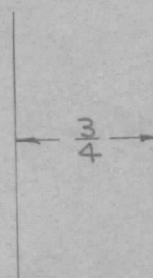
MAXIMUM ALLOWABLE TOLERANCES HAVE BEEN DETERMINED AND DEVIATIONS WILL BE CAUSE FOR REJECTION. REMOVE ALL BURRS AND SHARP EDGES

USED ON

MODEL	PROJECT NO.	ASS'Y. NO.	DATE
AMD-1	144	A-239	12-9-52

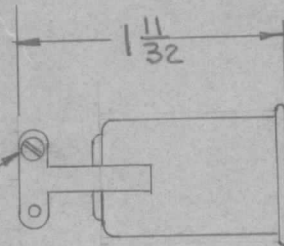


TMC NO	CINCH	TYPE
PL-106-1	P-304-CCT	MALE
PL-106-2	S-304-CCT	FEMALE



DIMENSIONS FOR REF. ONLY

4-36 SCR.
2 REQ.



REF: CINCH MFG. CORP.

REQ.	ITEM	PART NO.	DESCRIPTION	SYMBOL
			THE TECHNICAL MATERIEL CORP. MAMARONECK, NEW YORK	
		STOCK SIZE	CONNECTOR 4 PRONG	
		MATERIAL	WEIGHT PER PC.	
		TYPE & TEMPER		
		HEAT TREAT. SPEC.		
		FINISH & SPEC. NO.		

DRAWN: *LAQ* 12-9-52
 ELEC. DES. APP.: *LAQ*
 MECH. DES. APP.: *LAQ*
 C.D.D. 12-16-52
 CHECKED: *M/M*
 FINAL APPROVAL: *M/M*
 PL-106

ISSUE	ITEM	CHANGED FROM	DATE	CN. NO.	DRAFTS	CHECKER	ENG. APP.

TOLERANCES: _____ SCALE: *#*
 DRILL, PUNCH, COMMERCIAL STOCK SIZES AND MANUFACTURERS TOLERANCES ARE NOT INCLUDED.

ALL OTHERS
 DEC. DIM. \pm
 FRAC. DIM. \pm
 ANGULAR DIM. \pm