REVISIONS							
ZONE	SYM	DESCRIPTION	DATE	E.M.N. NO.	DRAFT	CHKD	APPD
	Ø	ORIGINAL RELEASE FOR PRODUCTION	12/17/65	Ø			



UNLESS OTHERWISE SPECIFIED

1. CONSTRUCTION STEEL
2. MOUNT ALL INSERTS AFTER FINISHING.
3. ALL WELD JOINTS TO BE VEE'D OUT PRIOR TO WELDING.
4. WELDING TO BE PER MIL-T-5021C, TUNGSTEN INERT GAS PROCESS.
5. ALL JOINTS SHOULD BE WELDED INSIDE AND OUTSIDE.
6. ALL OUTSIDE WELDS TO BE GROUND FLUSH.
7. OUTSIDE SURFACES TO BE REASONABLY FREE OF SCRATCHES AND TOOL MARKS AND HAVE A SURFACE ROUGHNESS NOT TO EXCEED √125

NOTE: ALL DIMENSIONS TO THREAD ROD MUST BE HELD.
FINISH NOTE:
1. COPPER PLATE AND CLEAR IRIDITE ALL OVER.
2. S114 AND BLUE TEXTURED FRONT AND EDGES ONLY.

S520

NOTES

REQ'D.	ITEM	PART NUMBER	DESCRIPTION	SYMBOL
BUDETTI			LIST OF MATERIAL	

MATERIAL: AS NOTED SHEET 1 & 2

FINISH: SEE NOTE THIS SHEET

THE TECHNICAL MATERIEL CORP.
MAMARONECK, NEW YORK

TITLE: TOP PANEL

AS NOTED	TPB-100 T	
QTY./UNIT	MODEL USED ON	ASS'Y. NO.

SCALE: DO NOT SCALE | CODE: 5401-189

UNLESS OTHERWISE SPECIFIED
DIMENSIONS ARE IN INCHES AND INCLUDE CHEMICALLY APPLIED OR PLATED FINISHES

TOLERANCES: DECIMALS .X ± .05, .XX ± .01, .XXX ± .005; FRACTIONS ± 1/64; ANGLES ± 0° 30'

THE CONTENTS OF THIS DRAWING ARE THE EXCLUSIVE PROPERTY OF THE TECHNICAL MATERIEL CORP. ITS UNAUTHORIZED USE OR REPRODUCTION IN WHOLE OR IN PART IS STRICTLY FORBIDDEN.

		DATE
DRAWN	ENISZA	9-10-65
CHECKED		10/6/65
ELECT. DES.		DATE
MECH. DES.		DATE
FINAL APPROVAL		DATE 12/6/65

MS3143 | Ø
SHEET 1 OF 2 | REV. LTR.

MS3143 Ø

TMC FORM 111 | REPROVEL NO. 440H

REVISIONS							
ZONE	SYM	DESCRIPTION	DATE	E.M.N. NO.	DRAFT	CHKD	APPD
	Ø	ORIGINAL RELEASE FOR PRODUCTION	12/17/65	Ø		JQ	

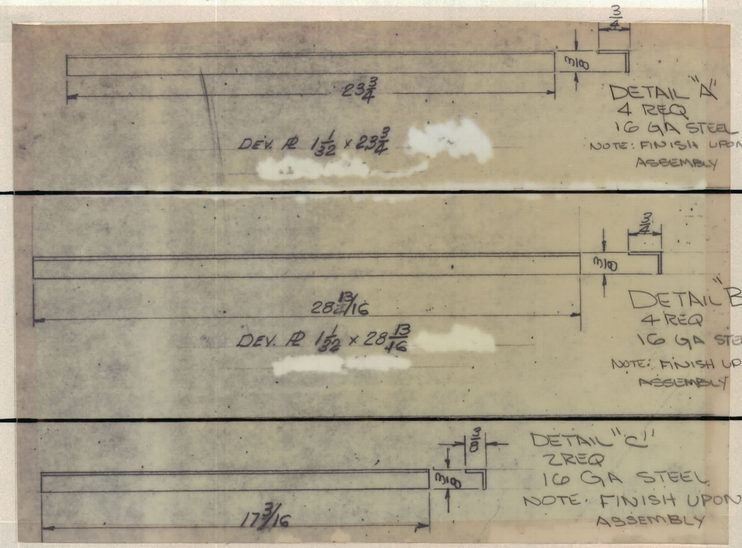

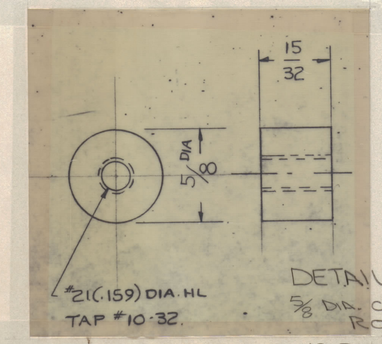

DETAIL "F"
5/8 DIA. CRYSTAL ROD
12 REQ
NOTE: FINISH UPON ASSEMBLY



DETAIL "D"
2 REQ
18 GA STEEL
NOTE: FINISH UPON ASSEMBLY



DETAIL "E"
20 GA. STEEL
1 REQ
NOTE: FINISH UPON ASSEMBLY

REQ'D.	ITEM	PART NUMBER	DESCRIPTION	SYMBOL

BUDETTI — LIST OF MATERIAL

MATERIAL: AS NOTED SHEETS 1 & 2

FINISH: SEE SHEET 1

THE TECHNICAL MATERIEL CORP.
MAMARONECK, NEW YORK

TITLE: TOP PANEL DETAILS A, B, C, D, E, & F

AS NOTED	TEB 100K	
Q'TY./UNIT	MODEL USED ON	ASS'Y. NO.

SCALE: DO NOT SCALE — CODE — 5401-189

UNLESS OTHERWISE SPECIFIED DIMENSIONS ARE IN INCHES AND INCLUDE CHEMICALLY APPLIED OR PLATED FINISHES

TOLERANCES: DECIMALS .X ± .05, .XX ± .01, .XXX ± .005; FRACTIONS ± 1/64; ANGLES ± 0° 30'

THE CONTENTS OF THIS DRAWING ARE THE EXCLUSIVE PROPERTY OF THE TECHNICAL MATERIEL CORP. ITS UNAUTHORIZED USE OR REPRODUCTION IN WHOLE OR IN PART IS STRICTLY FORBIDDEN.

DRAWN: E. ANDZA	DATE: 9-10-65	FINAL APPROVAL: [illegible]	DATE: 12/16/65
CHECKED: [illegible]	DATE: 10/4/65		
ELECT. DES.	DATE	MS3143	Ø
MECH. DES.	DATE	SHEET 2 OF 2	REV. LTR.

NOTES

TMC FORM 111 — REPROVEL NO. 440H