IF IT IS FOUND DESIRABLE TO CHANGE ANY TOLERANCE OR OTHER DETAIL SPECIFIED ON THIS DRAWING NOTIFY THE PURCHASER PROMPTLY

MAXIMUM ALLOWABLE TOLERANCES HAVE BEEN DETERMINED AND DEVIATIONS WILL BE CAUSE FOR REJECTION. REMOVE ALL BURRS AND SHARP EDGES

DIMENSIONS IN INCHES UNLESS OTHERWISE SPECIFIED

ISSUE	ITEM	CHANGED FROM	DATE	CN. NO.	DRAFTS	CHECKER	ENG. APP.
Ø		REL FOR PROD.	11-1-66		RD		
A		2 "C" HOLES ADDED	12-1-66		RD		
B		REPOSITIONED "A A"	13-1-66		RL		
C		"L" HOLE WAS 17/32 D.	15-1-66		RD		
D		REPOSITIONED "S"	9-2-66		RD		
E		3 H. HOLES ADDED	16-2-66		GM		
F		29/32 WAS 15/16	10-4-66	CEMN 010	GM		

ISS.	ITM	CHANGED FROM	DATE	CN. NO.	DRAFTS	CHECK.	ENG. APP.
G		AS PER CEMN NO.	19/9/67	288	AD		

REQ.	ITEM	PART NO.	DESCRIPTION	SYMBOL

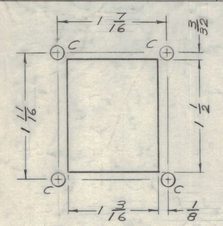

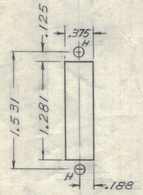

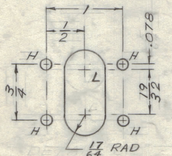

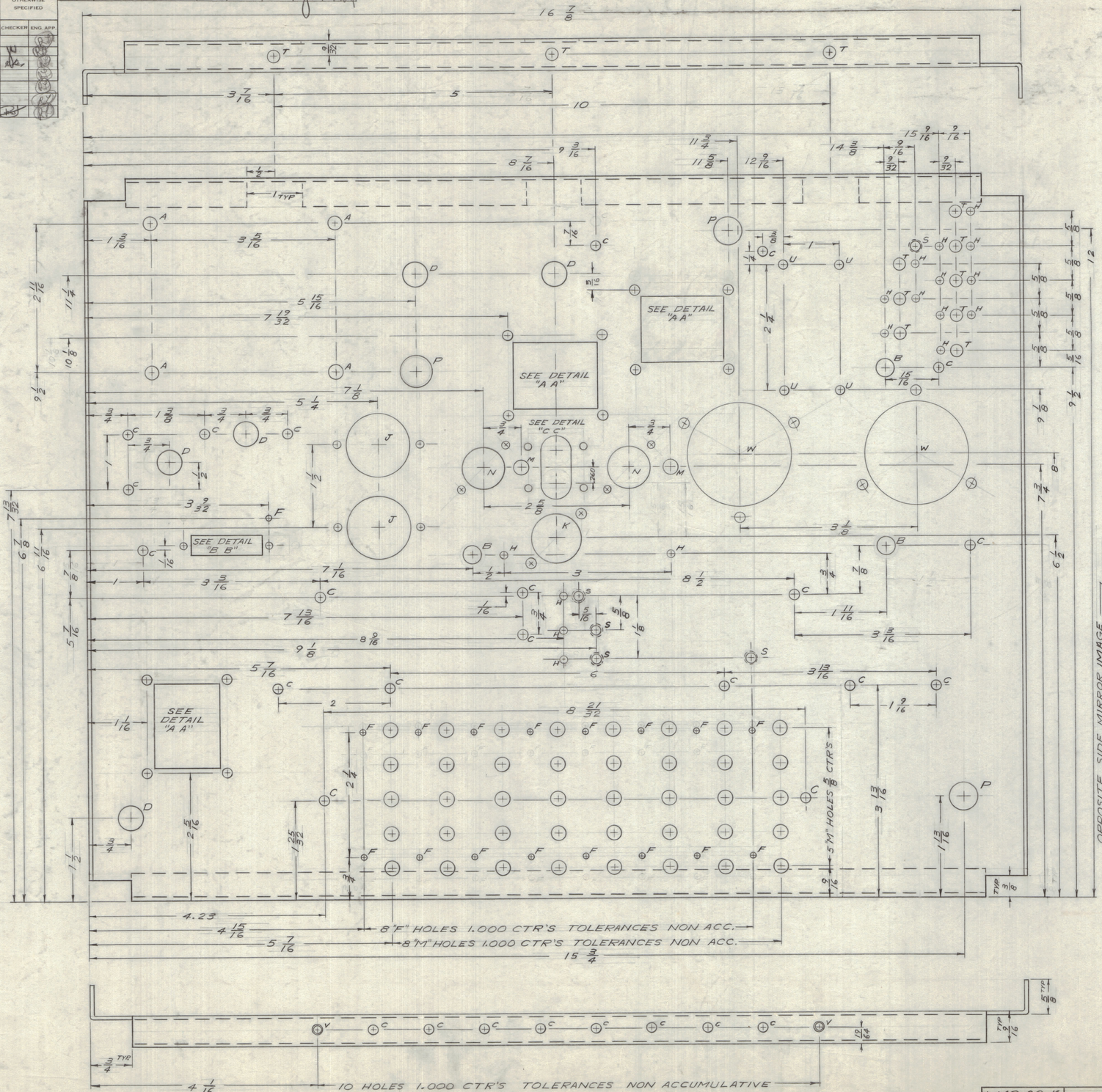

HOLE	DESCRIPTION	REQ.
A	15/64 DIA.	4
B	3/16 DIA.	3
C	11/64 DIA.	48
D	7/16 DIA.	5
F	3/32 DIA.	17
H	1/8 DIA.	31
J	SEE DETAIL	2
K	SEE DETAIL	1
L	SLOT SEE DETAIL "CC"	1
M	1/4 DIA.	42
N	SEE DETAIL	2
P	1/2 DIA.	3
S	.167±.002 CSK TO .175	5
T	13/64 DIA.	11
U	.189 DIA.	4
V	1/8 DIA CSK 4-40	2
W	SEE DETAIL	2
X	3/16 × 1/4 SLOT	6

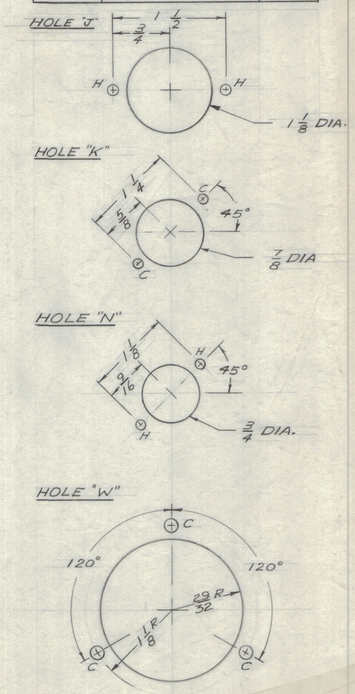

UNLESS OTHERWISE SPECIFIED:

1. USE MATERIAL THICKNESS FOR MAXIMUM RADIUS ON ALL BENDS
2. ALL ANGULAR BENDS 90 DEGREES
3. REMOVE ALL BURRS AND SHARP EDGES
4. MOUNT INSERTS AFTER FINISHING

REF: LD 10191 AMC 20-16
REF: LD 10276 LMC 20-16

.064	TMC (Canada) LIMITED OTTAWA ONTARIO
STOCK SIZE	
ALUM	MAIN CHASSIS
MATERIAL / WEIGHT PER PC	
57S-H 32	
TYPE & TEMPER	
RD	
DRAWN	ELEC. DES. APP. / MECH. DES. APP.
CHECKED	FINAL APPROVAL
HEAT TREAT. SPEC.	
5404 YELLOW IRIDITE	
FINISH & SPEC. NO.	MS10596 G

MODEL	PROJECT NO.	ASS'Y NO.	DATE
LMC 20-16		A10623	14-SEPT-67
AMC 20-16		A10376	3-NOV-65

USED ON

TOLERANCES		SCALE: 1:1
ALL OTHERS	DEC. DIM. ± .005 FRAC. DIM. ± 1/64 ANGULAR DIM. ± 0° 30'	DRILL, PUNCH, COMMERCIAL STOCK SIZES AND MANUFACTURERS TOLERANCES ARE NOT INCLUDED.

FORM—130