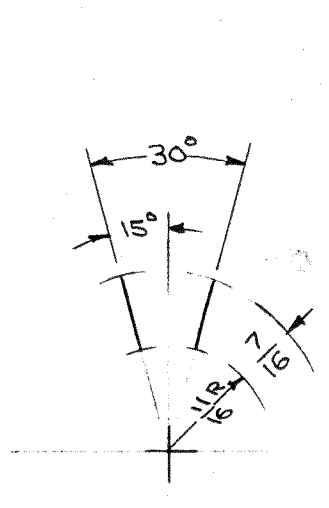
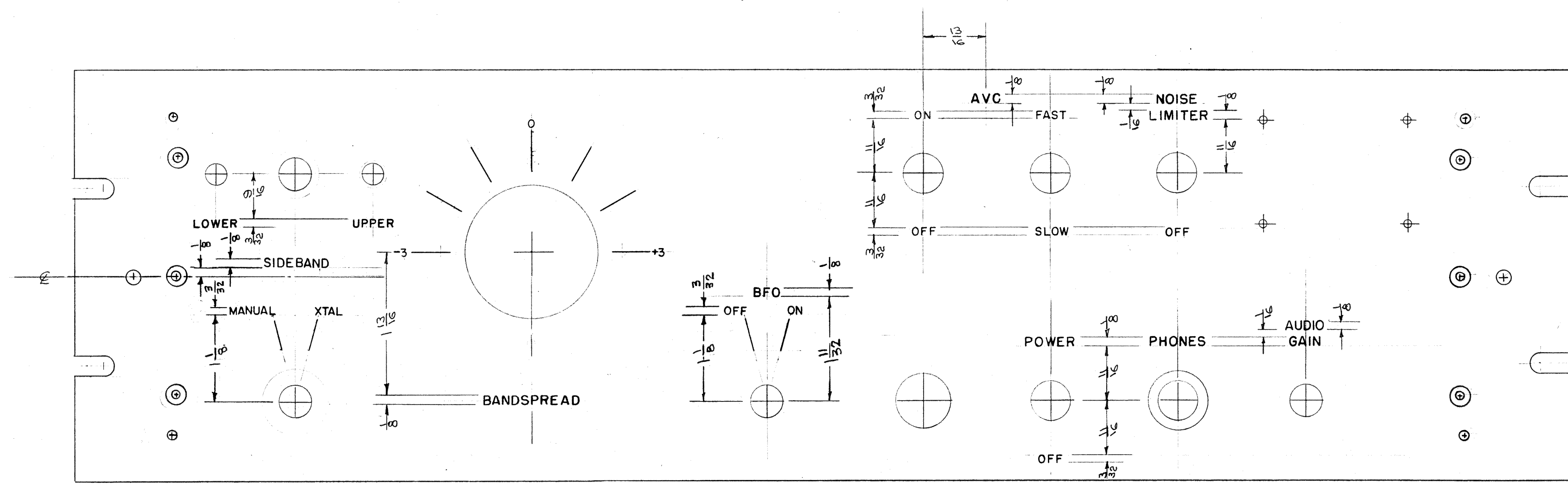
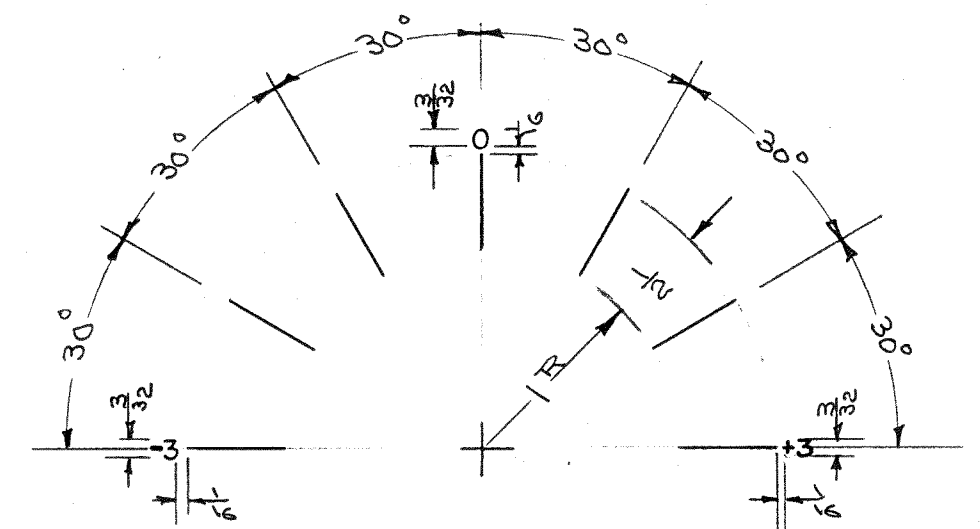


IF IT IS FOUND DESIRABLE TO CHANGE ANY TOLERANCE OR OTHER DETAIL SPECIFIED ON THIS DRAWING NOTIFY THE PURCHASER PROMPTLY.  
 MAXIMUM ALLOWABLE TOLERANCES HAVE BEEN DETERMINED AND DEVIATIONS WILL BE CAUSE FOR REJECTION. REMOVE ALL BURRS AND SHARP EDGES

**NOTICE TO PERSONS RECEIVING THIS DRAWING**  
 THE TECHNICAL MATERIEL CORPORATION claims proprietary right in the material disclosed herein. This drawing is issued in confidence for engineering information only and may not be reproduced or used to manufacture anything shown hereon without permission from THE TECHNICAL MATERIEL CORPORATION to the user. This drawing is loaned for mutual assistance and is subject to recall at any time.  
 Property of:  
 THE TECHNICAL MATERIEL CORPORATION  
 MAMARONECK, NEW YORK



ANGLE DISPLACEMENT  
 SIDE BAND  
 B70



ANGLE DISPLACEMENT  
 BAND SPREAD

**NOTE**  
 ALL LETTERING TO BE WHITE FILLED, GOTHIC TYPE.

LETTER HEIGHT	DEPTH OF STROKE	WIDTH OF STROKE
3/32	.010	.015
1/8	.010	.020

ISSUE	ITEM	CHANGED FROM	DATE	CH. NO.	DRAFTS	CHECKER	ENG. APP.
A	2	FOR SIDE BANDS	10/15/57	1	16	W.P.	R.T.K.
	1	BFO					

TOLERANCES: DEC. DIM. ± 1/64, FRACTIONAL DIM. ± 1/64, ANGULAR DIM. ± 1/64  
 SCALE: DRILL PUNCH, COMMERCIAL STOCK SIZES AND MANUFACTURERS TOLERANCES ARE NOT INCLUDED.

REQ. PER UNIT	MODEL	PROJECT NO.	ASSY. NO.	DATE
1	MSR-1,3	582		9-18-56

REF: MS-989

REQ. ITEM	PART NO.	DESCRIPTION	SYMBOL
		THE TECHNICAL MATERIEL CORP. MAMARONECK, NEW YORK	
		ENGRAVING, FRONT PANEL	
		MODEL MSR-1,3	
		DRAWN: W.P. ELEC. DES. APP. R.T.K. MECH. DES. APP. A.J.J.	
		CHECKED: W.P. DATE: 9/18/56	
		FINISH & SPEC. NO.	

LD-306 A

LD-306 A