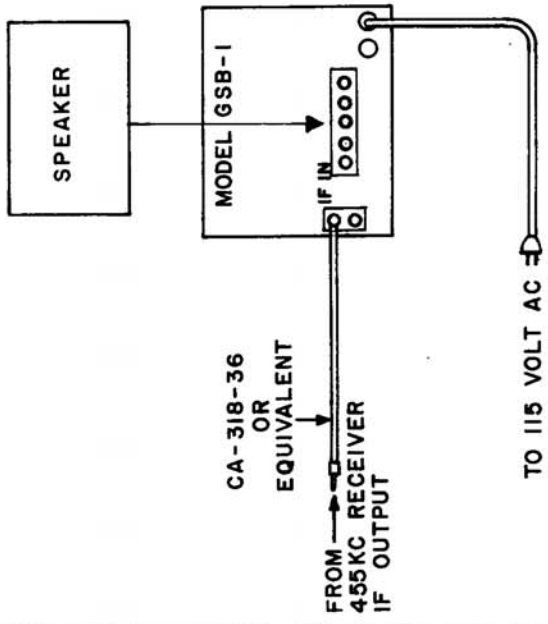
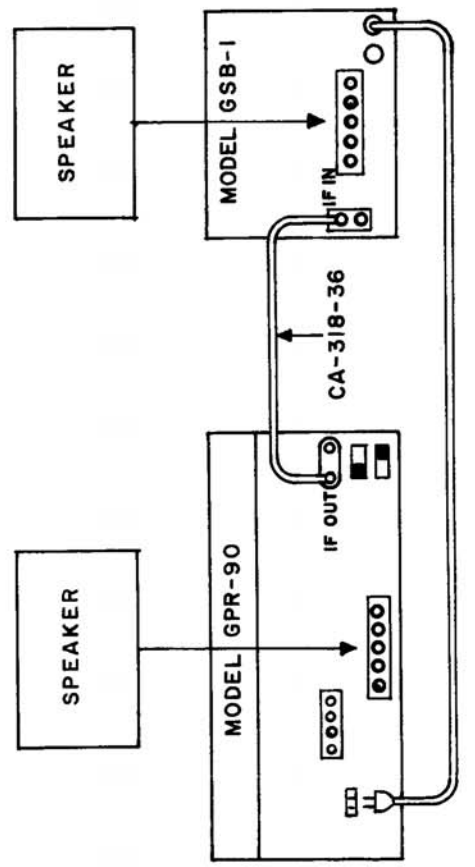


REQ. PER UNIT
 MODEL GPR-90
 ASS'Y. NO. 1-7-57
 USED ON IN-119
 DATE 1-7-57
 C


CONNECTIONS NECESSARY WHEN THE GSB-1 IS USED WITH ANY OTHER RECEIVER



CONNECTIONS NECESSARY WHEN THE GSB-1 IS USED WITH THE GPR-90



CONNECTIONS FOR COMMON SPEAKER SYSTEM



REQ. ITEM	PART NO.	DESCRIPTION	SYMBOL
		THE TECHNICAL MATERIEL CORP. MAMARONECK, NEW YORK	
		SINGLE SIDEBAND ADAPTER	
		CONNECTION TO RECEIVER	
		LWG 1-7-57	A.J.J.J.
		DRAWN	CHECKED
		P.L.K.	
		TYPE & TEMPER	HEAT TREAT. SPEC.
		FINISH & SPEC. NO.	
			FINAL APPROVAL
			IN-119
			C

ISSUE ITEM	CHANGED FROM	DATE	CH. NO.	DRAFTS	CHECKER	ENG. APP.
G 1	REDRAWN, NOTE REMOVED, COMMON SPEAKER ADDED	1-7-57	3	LWG	P.L.K.	A.J.J.J.

SCALE:

TOLERANCES

DEC. DIM. ±

FRAC. DIM. ±

ANGULAR DIM. ±

MAXIMUM ALLOWABLE TOLERANCES HAVE BEEN DETERMINED AND ANY DEVIATIONS WILL BE CAUSE FOR REJECTION. REMOVE ALL BURRS AND SHARP EDGES