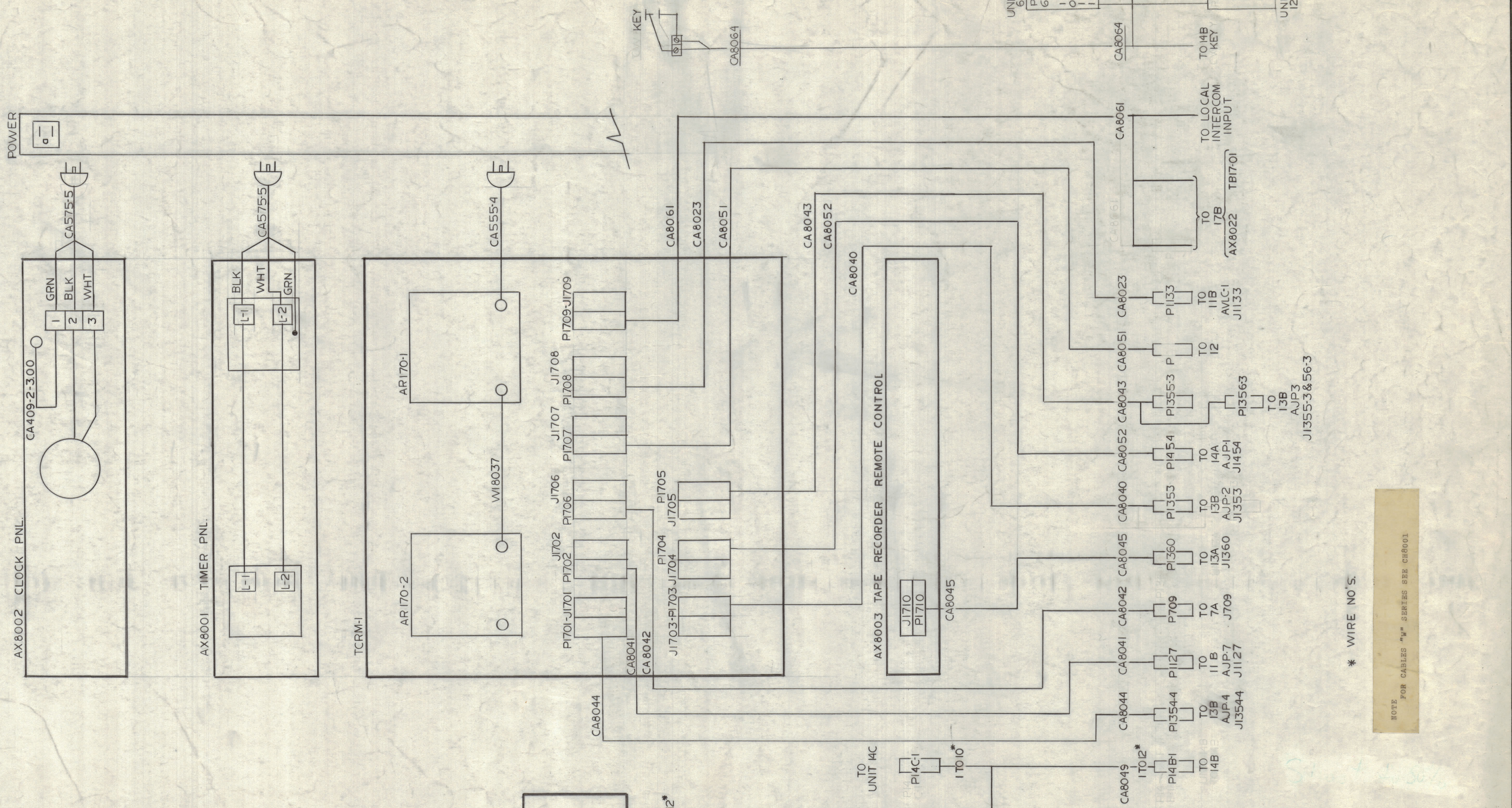


REVISIONS							
ZONE	LTR	DESCRIPTION	DATE	E.M.N.NO	DRAFT	CHKD	APPD
3D	C	P21002 WAS P21003	1/15/68	HL	CSB		
	M	SEE SHEET 2	4/18/68	HL	CSB		SM
	M	SEE SHEET 2	5/5/68	HL	CSB		
	M	SEE SHEET 2	12-20 19784	KD			KLH HL JKH

REVISIONS							
ZONE	LTR	DESCRIPTION	DATE	E.M.N.NO	DRAFT	CHKD	APPD
	A	SUPERSEDES CK8070	7/1/68			CSB	
	B	SEE SHEET 2 OF 2	12/1/68			KLH	



NOTE FOR CABLES "W" SERIES SEE CK8001

* WIRE NO'S.

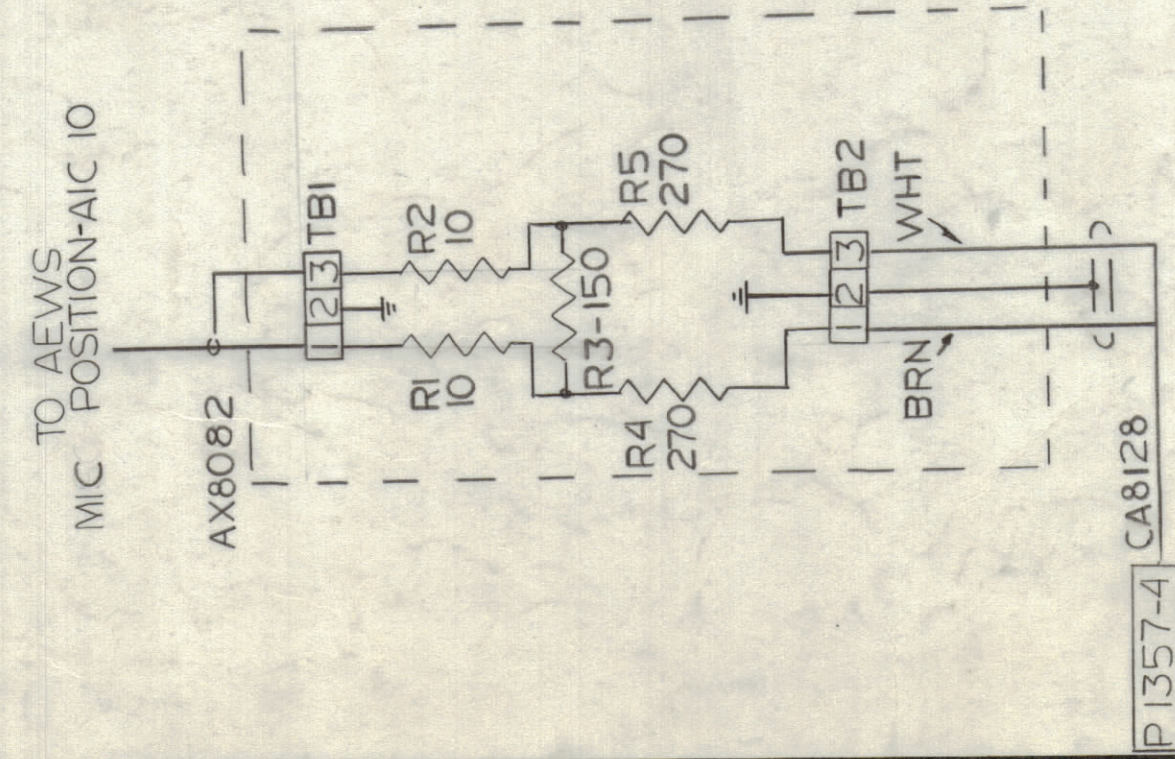
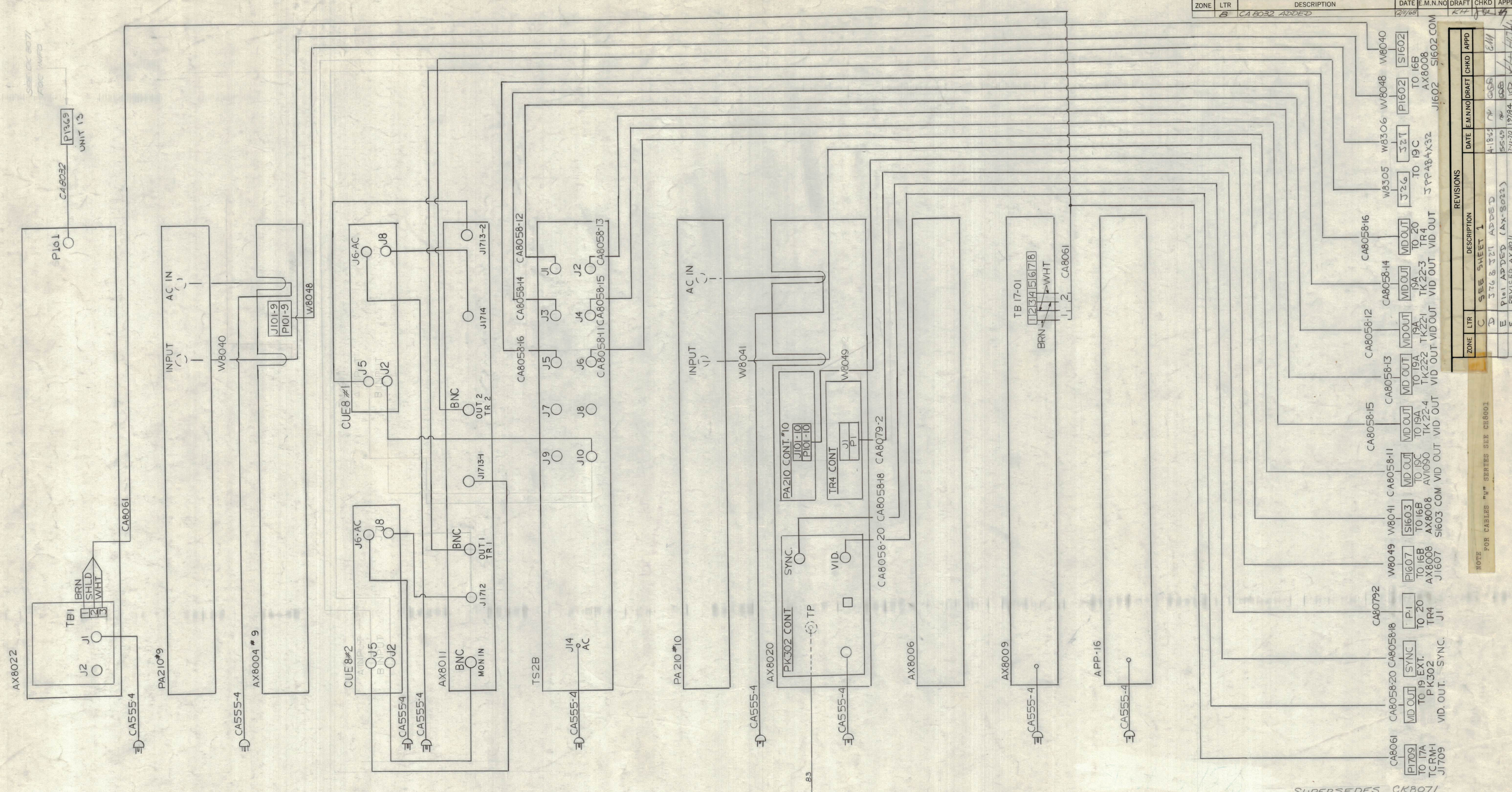
QTY. REQ.	ITEM	PART NO.	DESCRIPTION	SYMBOL
LIST OF MATERIAL				
THE TECHNICAL MATERIEL CORP. MAMARONECK, NEW YORK				
WIRING DIAGRAM 17A				
SIZE		CODE IDENT. NO.	DWG NO.	ISSUE
D		82679	CK8125	F
SCALE				SHEET 1 OF 2

UNLESS OTHERWISE SPECIFIED DIMENSIONS ARE IN INCHES AND INCLUDE CHEMICALLY APPLIED OR PLATED FINISHES	FINAL APPROVAL SM DATE 7/1/68
TOLERANCES ON DECIMALS .X ± .05 .XX ± .01 .XXX ± .005	ELECT. DES. COBMAN DATE 7-17-68
FRACTIONS ± 1/64 ANGLES ± 0°-30'	CHECKED DATE 7-17-68
MATERIAL	DRAWN DATE 7-12-68
FINISH	

QTY / UNIT	MODEL USED ON	ASSY NO.
APPLICATION		
CODE		

NOTICE TO PERSONS RECEIVING THIS DRAWING
THE TECHNICAL MATERIEL CORPORATION claims proprietary right in the material disclosed hereon. This drawing is issued in confidence for engineering information only and may not be reproduced or used to manufacture anything shown hereon without permission from THE TECHNICAL MATERIEL CORPORATION to the user. This drawing is loaned for mutual assistance and is subject to recall at any time.

REVISIONS		DATE	E.M.N.O.	DRAFT	CHKD	APPD
ZONE	LTR	DESCRIPTION				
B		CA8032 ADDED	7/2/68			



SUPERSEDES CK8071

ZONE	LTR	DESCRIPTION	DATE	E.M.N.O.	DRAFT	CHKD	APPD
C		SEE SHEET 1	4-18-68				
D		376 & J21 ADDED	5-5-68				
E		PA1 ADDED (AX-8022)	5-5-68				
F		REVISED AX801	7-17-68				

ZONE	LTR	DESCRIPTION	DATE	E.M.N.O.	DRAFT	CHKD	APPD
C		SEE SHEET 1	4-18-68				
D		376 & J21 ADDED	5-5-68				
E		PA1 ADDED (AX-8022)	5-5-68				
F		REVISED AX801	7-17-68				

QTY. REQ.	ITEM	PART NO.	DESCRIPTION	SYMBOL
LIST OF MATERIAL				
THE TECHNICAL MATERIEL CORP. MAMARONECK, NEW YORK				
WIRING DIAGRAM UNIT 17B				
SIZE		CODE IDENT. NO.	DWG NO.	ISSUE
D		82679	CK8125	F
SCALE		SHEET 2 OF 2		

TOLERANCES ON	
DECIMALS	FRACTIONS
.X ± .05	± 1/64
.XX ± .01	ANGLES
.XXX ± .005	± 0°-30'

QTY / UNIT	MODEL USED ON	ASS'Y NO.
APPLICATION		
CODE		
<small>NOTICE TO PERSONS RECEIVING THIS DRAWING</small> <small>THE TECHNICAL MATERIEL CORPORATION claims proprietary right in the material disclosed hereon. This drawing is issued in confidence for engineering information only and may not be reproduced or used to manufacture anything shown hereon without permission from THE TECHNICAL MATERIEL CORPORATION to the user. This drawing is loaned for mutual assistance and is subject to recall at any time.</small>		