REVISIONS							
ZONE	LTR	DESCRIPTION	DATE	E.M.N.NO	DRAFT	CHKD	APPD
	C	WIRE NO. 76 CHANGED FROM RT8A TO RT 27	1/4/69				
	D	CA 8128 ADDED	4-3-69				
	E	TB No's ADDED RT8	5-5-69				

REVISIONS							
ZONE	LTR	DESCRIPTION	DATE	E.M.N.NO	DRAFT	CHKD	APPD
	A	ADDED CABLES & AX8072	8-20-68				
	B	SEE SHEET 2 OF 3	12/11/68				

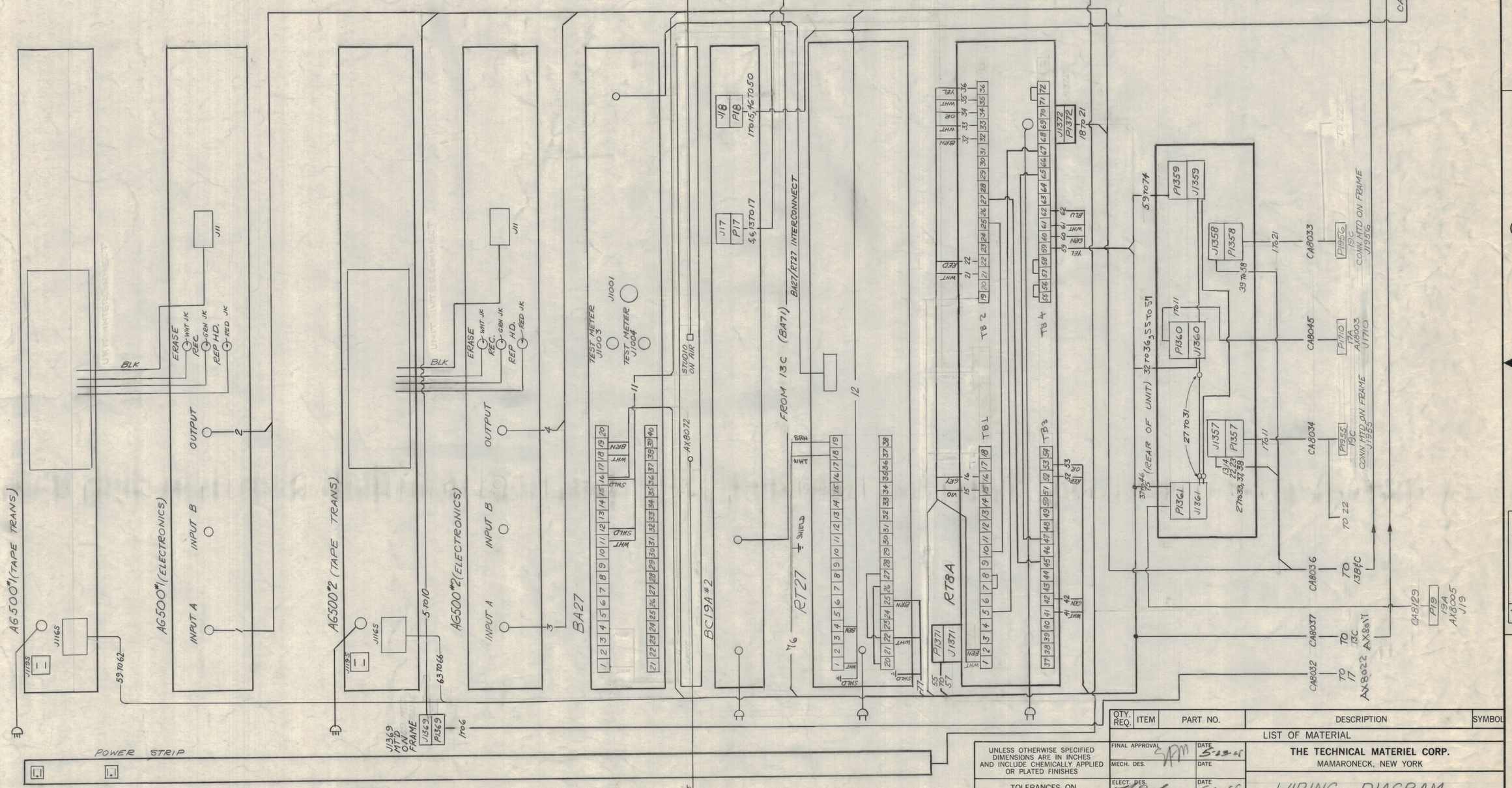

QTY. REQ.	ITEM	PART NO.	DESCRIPTION	SYMBOL

LIST OF MATERIAL

UNLESS OTHERWISE SPECIFIED DIMENSIONS ARE IN INCHES AND INCLUDE CHEMICALLY APPLIED OR PLATED FINISHES

TOLERANCES ON

DECIMALS	FRACTIONS
.X ± .05	± 1/64
.XX ± .01	ANGLES
.XXX ± .005	± 0° -30'

MATERIAL

FINISH

QTY / UNIT	MODEL USED ON	ASS'Y NO.
	13A	

APPLICATION

CODE

NOTICE TO PERSONS RECEIVING THIS DRAWING

THE TECHNICAL MATERIEL CORPORATION claims proprietary right in the material disclosed hereon. This drawing is issued in confidence for engineering information only and may not be reproduced or used to manufacture anything shown hereon without permission from THE TECHNICAL MATERIEL CORPORATION to the user. This drawing is loaned for mutual assistance and is subject to recall at any time.

FINAL APPROVAL	SAM	DATE 5-23-68
MECH. DES.		DATE
ELECT. DES.	H. Johnson	DATE 5-20-68
CHECKED		DATE
DRAWN	CB	DATE 5-15-68

THE TECHNICAL MATERIEL CORP.
MAMARONECK, NEW YORK

WIRING DIAGRAM
13A, 13B & 13C

SIZE	CODE IDENT. NO.	DWG NO.	ISSUE
D	82679	CK 8099	F

SCALE | SHEET 1 OF 3

FCI-10-170 (10-68)

REVISIONS								
ZONE	LTR	DESCRIPTION	DATE	E.M.N.NO	DRAFT	CHKD	APPD	
	A	ADDED INFO TO P1358-3	7-20-65		C. Gaub			
	B	ATP-4 REARRANGED	12/1/68		L.H.	JJS		
	C	SEE SHEET 1						
	D	CA8128 ADDED	4-9-69		LHD			

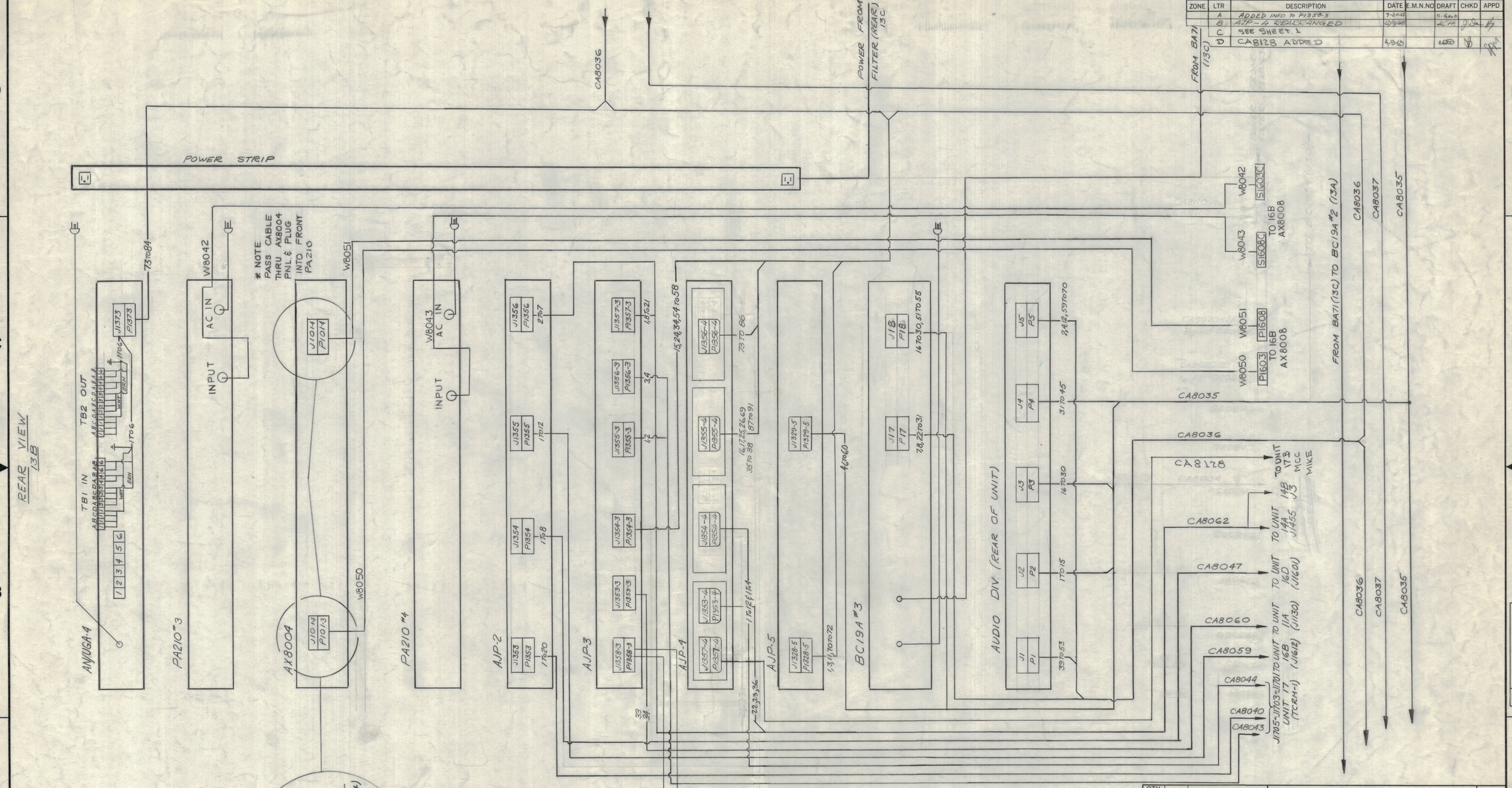
REAR VIEW 13B
POWER STRIP
CA8036
POWER FROM FILTER (REAR) 13C
FROM BA71 (13C)
FROM BA71 (13C) TO BC19A #2 (13A)
CA8036
CA8037
CA8035
W8042
S1603C
W8043
S1608C
TO 16B AX8008
W8051
P1608
W8050
P1603
TO 16B AX8008
CA8035
CA8036
CA8128
TO UNIT 17B MCC MIKE
CA8062
TO UNIT 14B J3 J1455
CA8047
TO UNIT 16D (J1601)
CA8060
TO UNIT 11A (J1130)
CA8059
TO UNIT 16B (J1612)
CA8044
CA8040
CA8043
J1705-J1703-J1701 TO UNIT 17 (TCRM-1)
AUDIO DIV. (REAR OF UNIT)
J5 P5
J4 P4
J3 P3
J2 P2
J1 P1
BC19A #3
J18 P18
J17 P17
AJP-5
J1329-5 P1329-5
J1328-5 P1328-5
AJP-4
J1356-4 P1356-4
J1355-4 P1355-4
J1354-4 P1354-4
J1353-4 P1353-4
J1357-4 P1357-4
AJP-3
J1357-3 P1357-3
J1356-3 P1356-3
J1355-3 P1355-3
J1354-3 P1354-3
J1353-3 P1353-3
J1358-3 P1358-3
AJP-2
J1356 P1356
J1355 P1355
J1354 P1354
J1353 P1353
PA210 #4
PA210 #3
AX8004
J1014 P1014
J1013 P1013
W8051
W8050
W8043
AC IN
INPUT
W8042
AC IN
INPUT
* NOTE PASS CABLE THRU AX8004 PNL. & PLUG INTO FRONT PA210
ANJUGA-4
TB1 IN
TB2 OUT
J1373 P1373
J1705
J1706
J1701
J1702
J1703
J1704
J1707
J1708
J1709
J1710
J1711
J1712
J1713
J1714
J1715
J1716
J1717
J1718
J1719
J1720
J1721
J1722
J1723
J1724
J1725
J1726
J1727
J1728
J1729
J1730
J1731
J1732
J1733
J1734
J1735
J1736
J1737
J1738
J1739
J1740
J1741
J1742
J1743
J1744
J1745
J1746

REVISIONS							
ZONE	LTR	DESCRIPTION	DATE	E.M.N.NO	DRAFT	CHKD	APPD
	A	ADDED CA8115	9-28-66		C Gnab		
	B	SEE SHEET 2 OF 3	6/11/68		KH		
	C	SEE SHEET 1 " 3					
	D	" " 2 " 3					
	F	WIRE No. 91 ADDED	5-13-69				

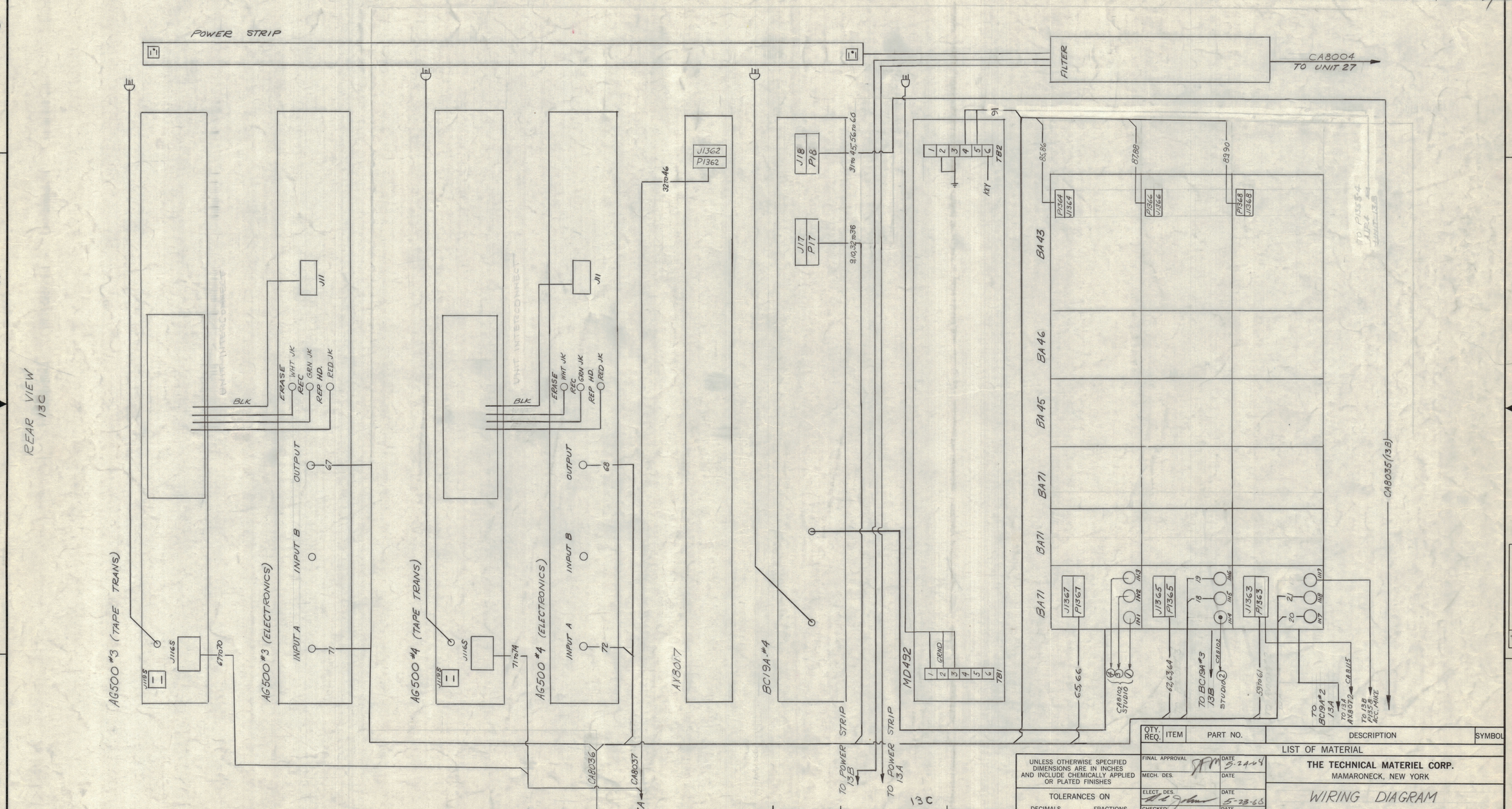

QTY. REQ.	ITEM	PART NO.	DESCRIPTION	SYMBOL

LIST OF MATERIAL

QTY / UNIT	MODEL USED ON	ASS'Y NO.
	APPLICATION	
	CODE	

UNLESS OTHERWISE SPECIFIED DIMENSIONS ARE IN INCHES AND INCLUDE CHEMICALLY APPLIED OR PLATED FINISHES

TOLERANCES ON

DECIMALS	FRACTIONS
.X ± .05	± 1/64
.XX ± .01	ANGLES
.XXX ± .005	± 0° 30'

MATERIAL

FINISH

FINAL APPROVAL		DATE 5-24-68
MECH. DES.		DATE
ELECT. DES.		DATE 5-23-68
CHECKED		DATE
DRAWN	C.B. III	DATE 5-15-68

THE TECHNICAL MATERIEL CORP.
MAMARONECK, NEW YORK

WIRING DIAGRAM
UNITS 13A, 13B, & 13C

SIZE	CODE IDENT.NO.	DWG NO.	ISSUE
D	82679	CK8099	F
SCALE		SHEET 3 OF 3	

NOTICE TO PERSONS RECEIVING THIS DRAWING
THE TECHNICAL MATERIEL CORPORATION claims proprietary right in the material disclosed hereon. This drawing is issued in confidence for engineering information only and may not be reproduced or used to manufacture anything shown hereon without permission from THE TECHNICAL MATERIEL CORPORATION to the user. This drawing is loaned for mutual assistance and is subject to recall at any time.