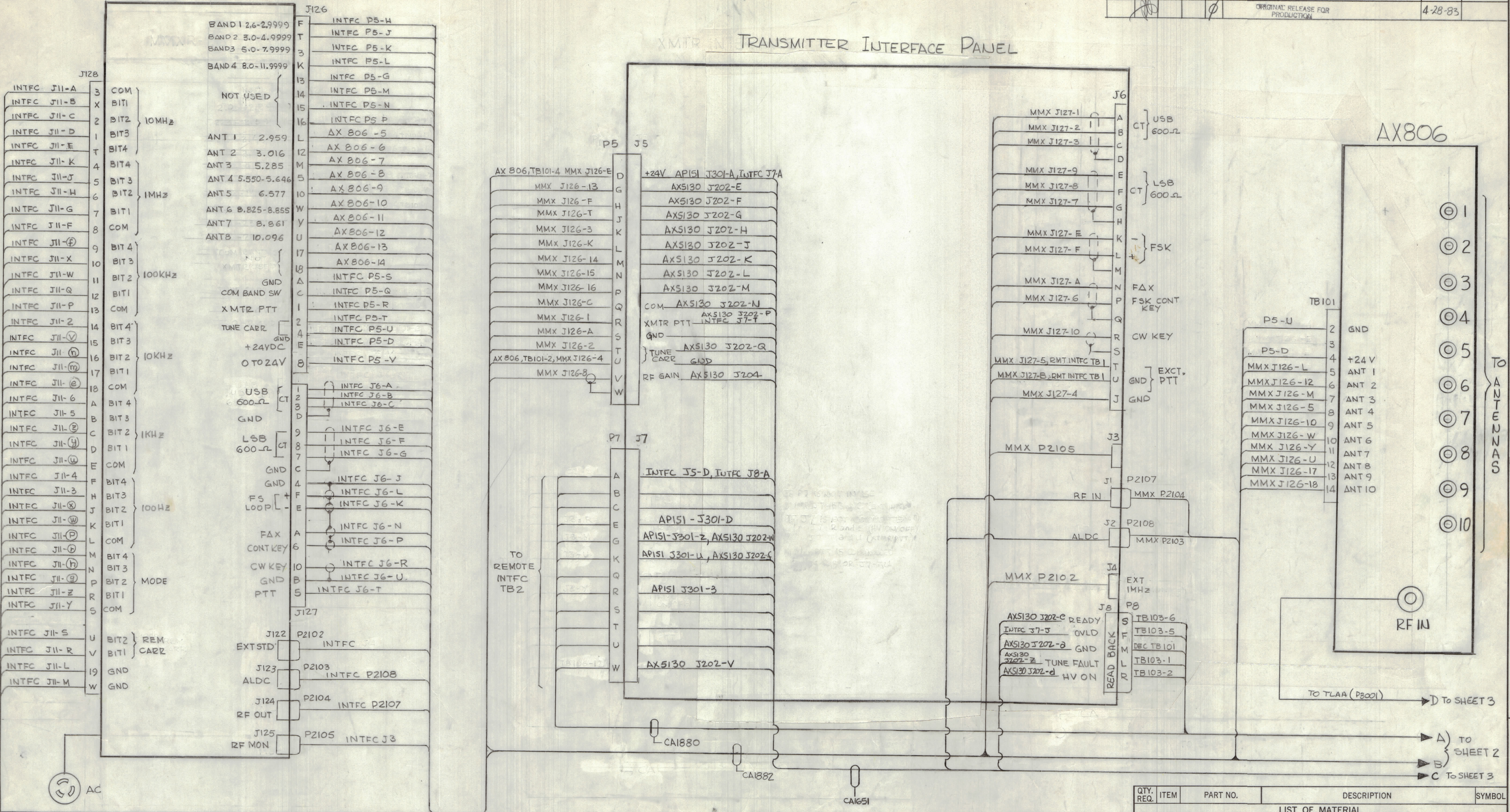


MMXR-2B

REVISIONS					
E.M.N.O	DRAFT	CHKD	ZONE	LTR	
DESCRIPTION				DATE	APPROVED
ORIGINAL RELEASE FOR PRODUCTION				4-28-83	

XMTR TRANSMITTER INTERFACE PANEL



QTY. REQ.	ITEM	PART NO.	DESCRIPTION	SYMBOL
LIST OF MATERIAL				
THE TECHNICAL MATERIEL CORP. MAMARONECK, NEW YORK				
INTERCONNECT DIAG. EXCITER, XMTR, & REMOTE				
SIZE		CODE IDENT NO.	DWG NO.	ISSUE
D		82679	CK2251	1
SCALE				SHEET 1 OF 3

QTY / UNIT	MODEL USED ON	ASS'Y NO.
APPLICATION		
CODE		
MATERIAL		
FINISH		

NOTICE TO PERSONS RECEIVING THIS DRAWING  
 THE TECHNICAL MATERIEL CORPORATION claims proprietary right in the material disclosed herein. This drawing is issued in confidence for engineering information only and may not be reproduced or used to manufacture anything shown hereon without permission from THE TECHNICAL MATERIEL CORPORATION to the user. This drawing is loaned for mutual assistance and is subject to recall at any time.

UNLESS OTHERWISE SPECIFIED DIMENSIONS ARE IN INCHES AND INCLUDE CHEMICALLY APPLIED OR PLATED FINISHES

TOLERANCES ON  
 DECIMALS .X ± .05  
 .XX ± .01  
 .XXX ± .005

FRACTIONS ± 1/64  
 ANGLES ± 0° -30'

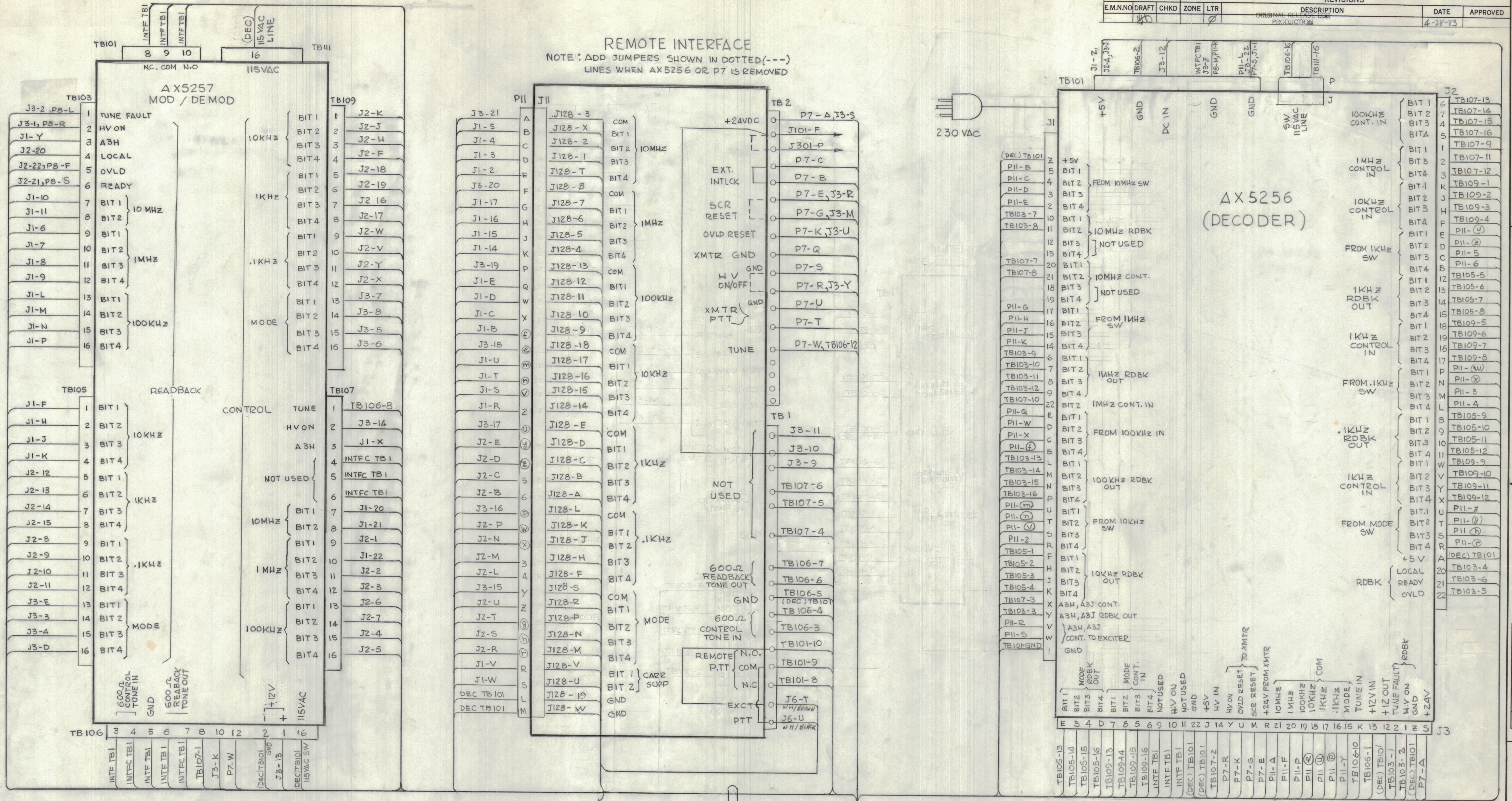
FINAL APPROVAL: *J. De Marco* DATE: 2-2-83  
 MECH. DES. DATE:  
 ELECT. DES. DATE:  
 CHECKED DATE:  
 DRAWN: GDL DATE:



REVISIONS				DATE	APPROVED
E.M.N.O	DRAFT	CHKD	ZONE	LTR	
DESCRIPTION				4-28-83	

### REMOTE INTERFACE

NOTE: ADD JUMPERS SHOWN IN DOTTED (---) LINES WHEN AX5256 OR P7 IS REMOVED



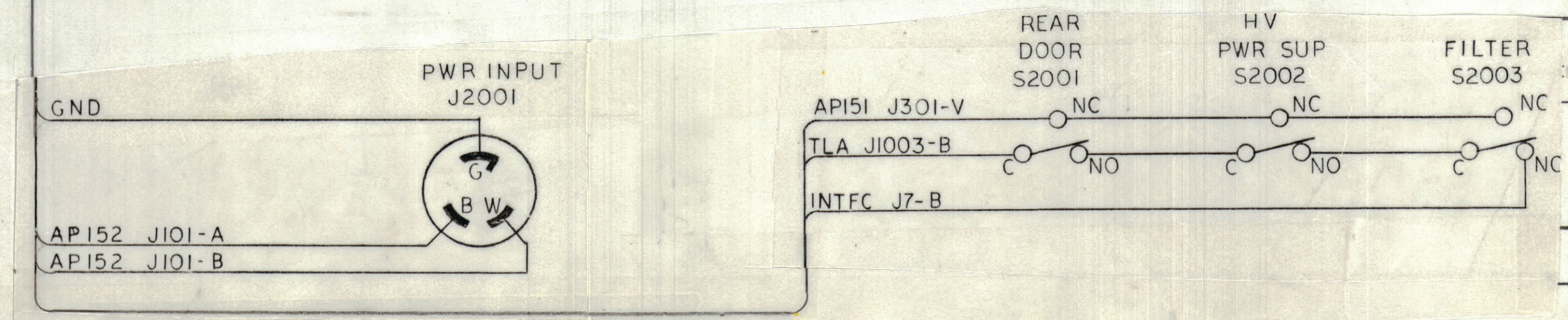


TO SHEET 1

QTY. REQ.	ITEM	PART NO.	DESCRIPTION	SYMBOL
LIST OF MATERIAL				
<b>THE TECHNICAL MATERIEL CORP.</b> MAMARONECK, NEW YORK				
<b>INTERCONNECT DIAG.</b> <b>EXCITER, XMTR, &amp; REMOTE</b>				
UNLESS OTHERWISE SPECIFIED DIMENSIONS ARE IN INCHES AND INCLUDE CHEMICALLY APPLIED OR PLATED FINISHES		TOLERANCES ON DECIMALS X ± .05 .XX ± .01 XXX ± .005		FRACTIONS = 1/64 ANGLES = 0°-30'
QTY / UNIT		MODEL USED ON		ASSY NO.
APPLICATION				
CODE				
MATERIAL				
FINISH				
DATE		DATE		DATE
8-31-82		2-2-83		8-31-82
SIZE		CODE IDENT NO.		DWG NO.
D		82679		CK2251
SCALE				
SHEET 2 OF 3				

NOTICE TO PERSONS RECEIVING THIS DRAWING  
THE TECHNICAL MATERIEL CORPORATION claims proprietary right in the material disclosed herein. This drawing is issued in confidence for engineering information only and may not be reproduced or used to manufacture anything shown hereon without permission from THE TECHNICAL MATERIEL CORPORATION to the user. This drawing is loaned for mutual assistance and is subject to recall at any time.



REVISIONS					
E.M.N.O.	DRAFT	CHKD	ZONE	LTR	
DESCRIPTION				DATE	APPROVED
ORIGINAL RELEASE FOR PRODUCTION				4-28-83	



QTY. REQ.	ITEM	PART NO.	DESCRIPTION	SYMBOL
LIST OF MATERIAL				
<b>THE TECHNICAL MATERIEL CORP.</b> MAMARONECK, NEW YORK				
<b>INTERCONNECT DIAG.</b> EXCITER, XMTR and REMOTE				
FINAL APPROVAL		DATE		
MECH. DES.		DATE		
ELECT. DES.		DATE		
CHECKED		DATE		
DRAWN		DATE		
SIZE	CODE	IDENT NO.	DWG NO.	ISSUE
D	82679	CK2251		
SCALE				SHEET 3 OF 3