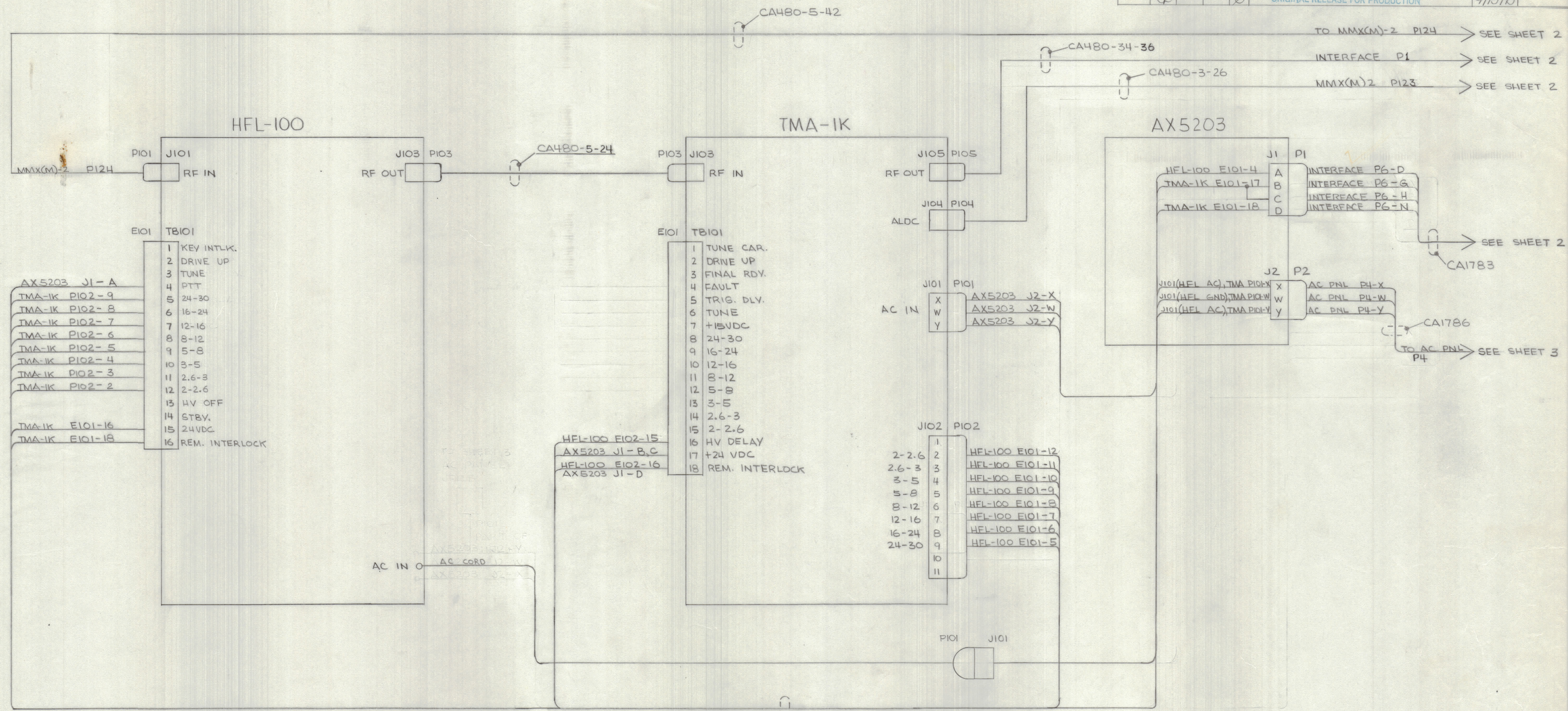


REVISIONS							
E.M.N.O	DRAFT	CHKD	ZONE	LTR	DESCRIPTION	DATE	APPROVED
	F.I.			X	EXP. RELEASE	6-19-75	
	Q			0	ORIGINAL RELEASE FOR PRODUCTION	9/15/75	

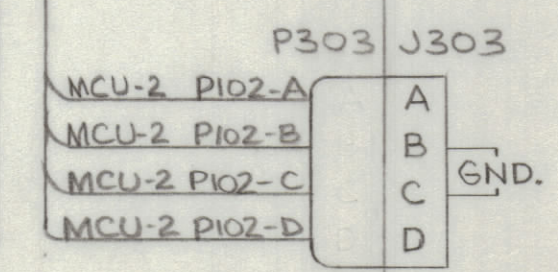
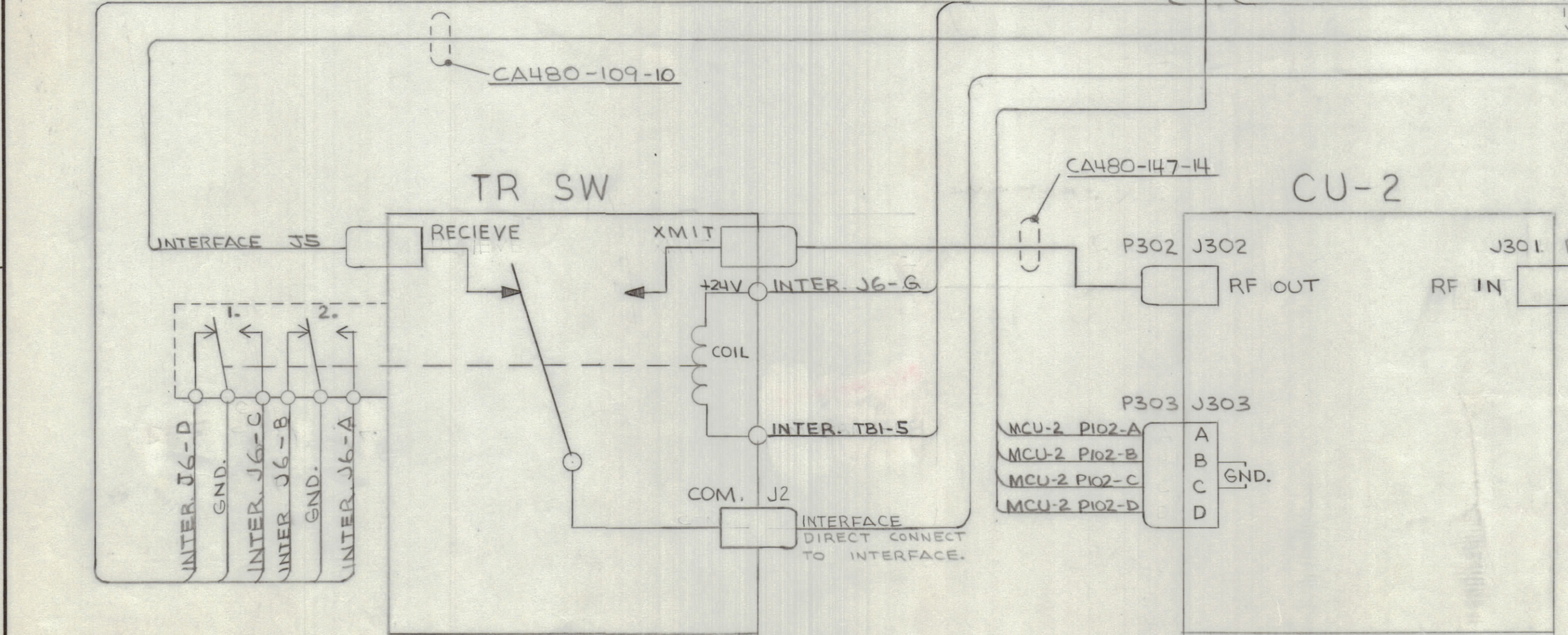
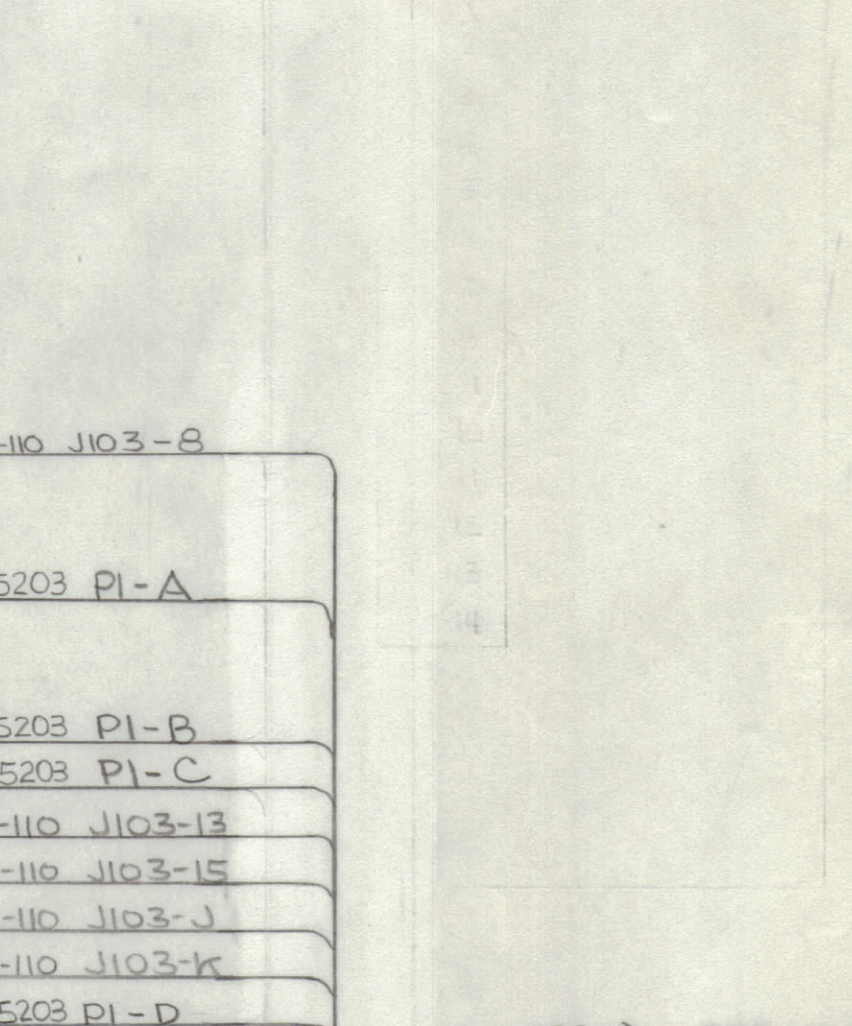
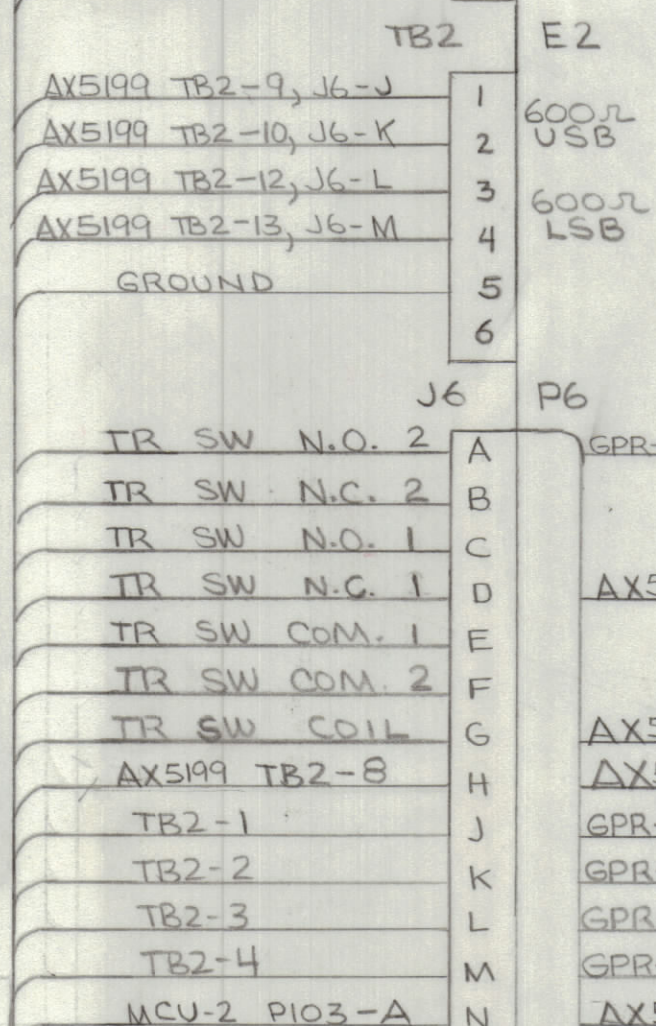
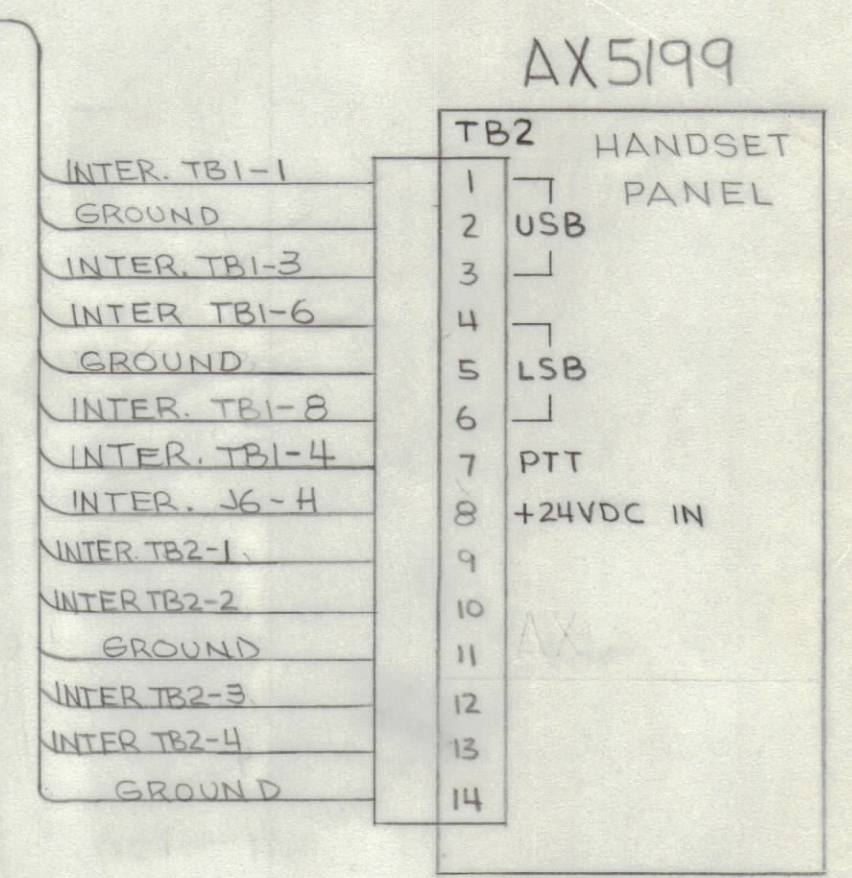
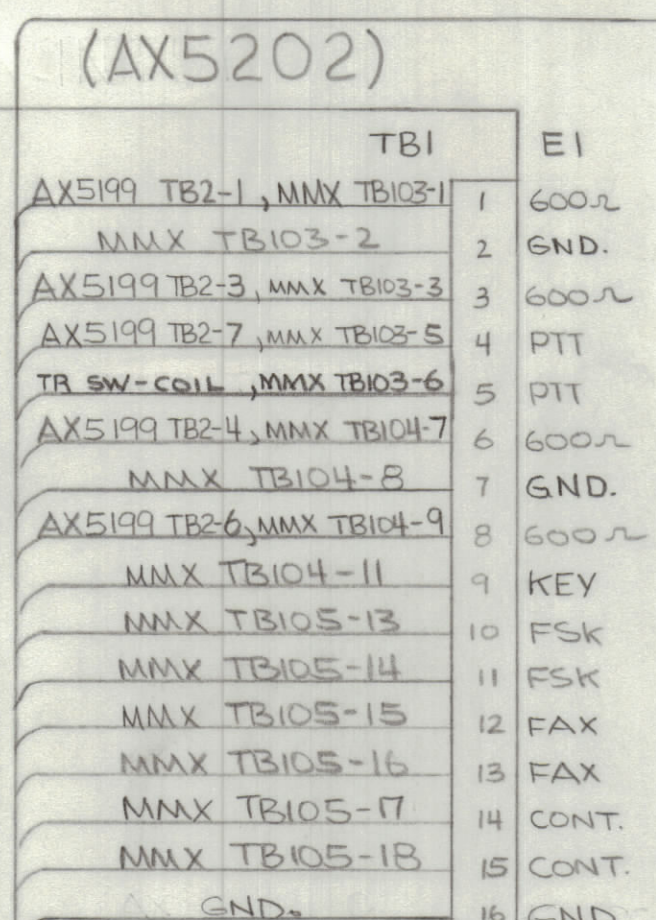
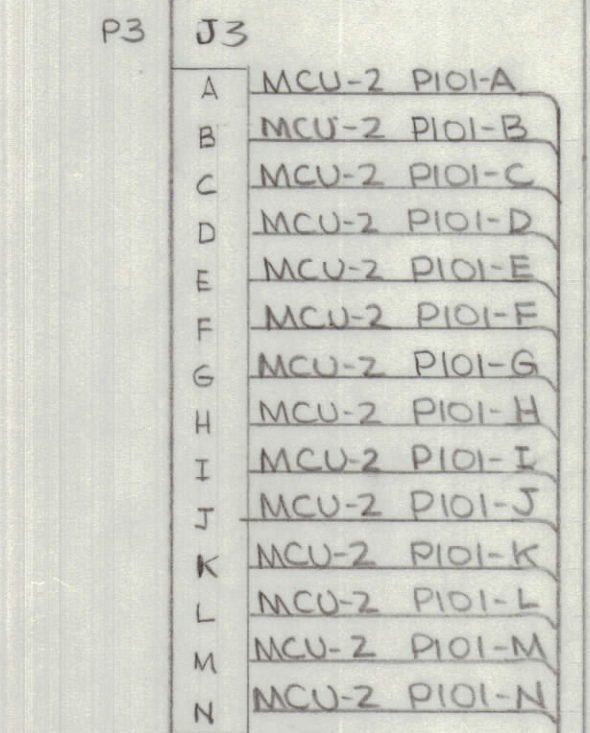

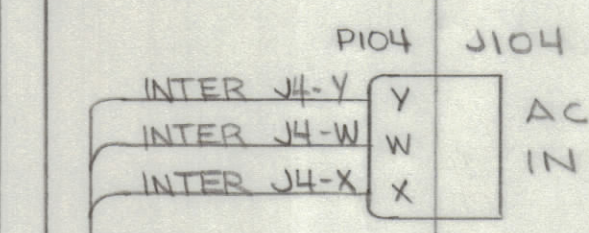
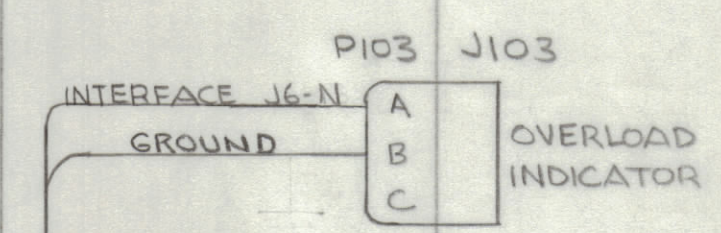
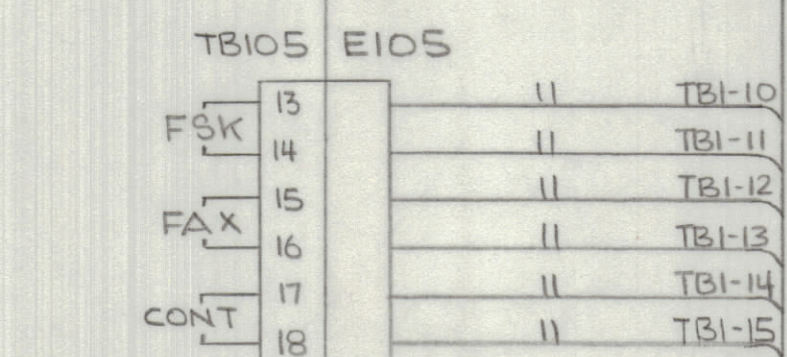
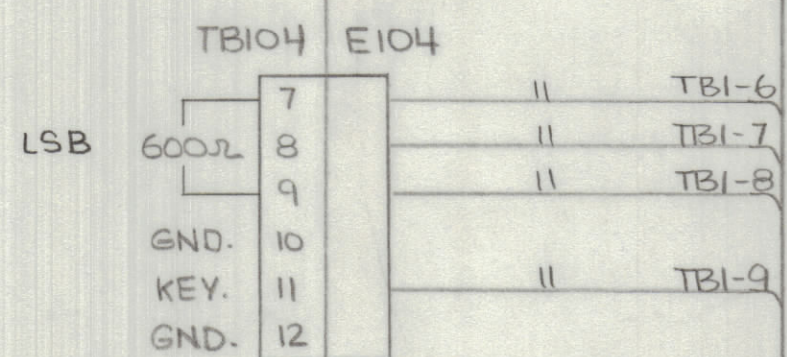
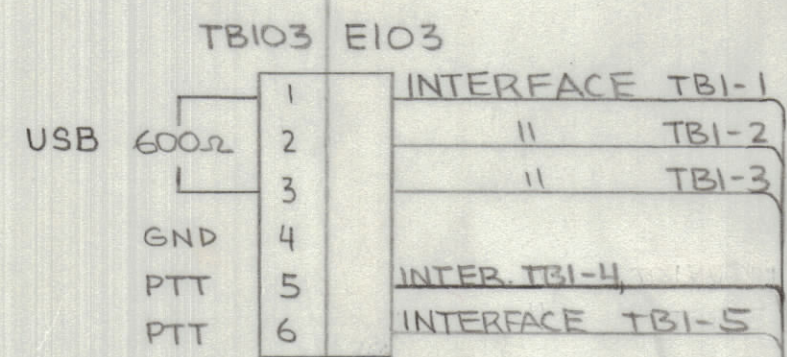
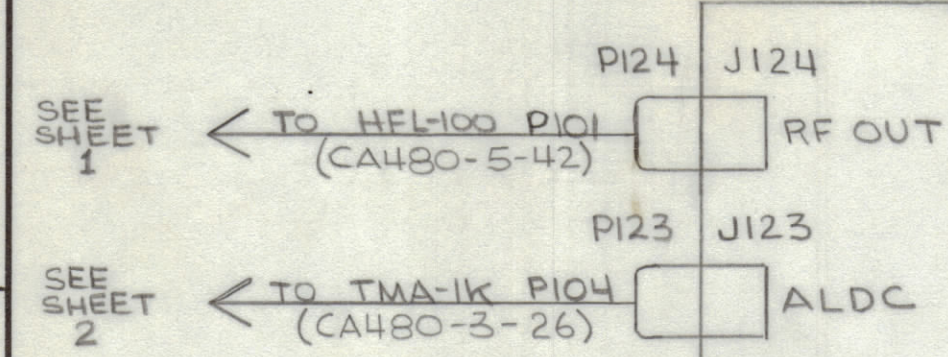
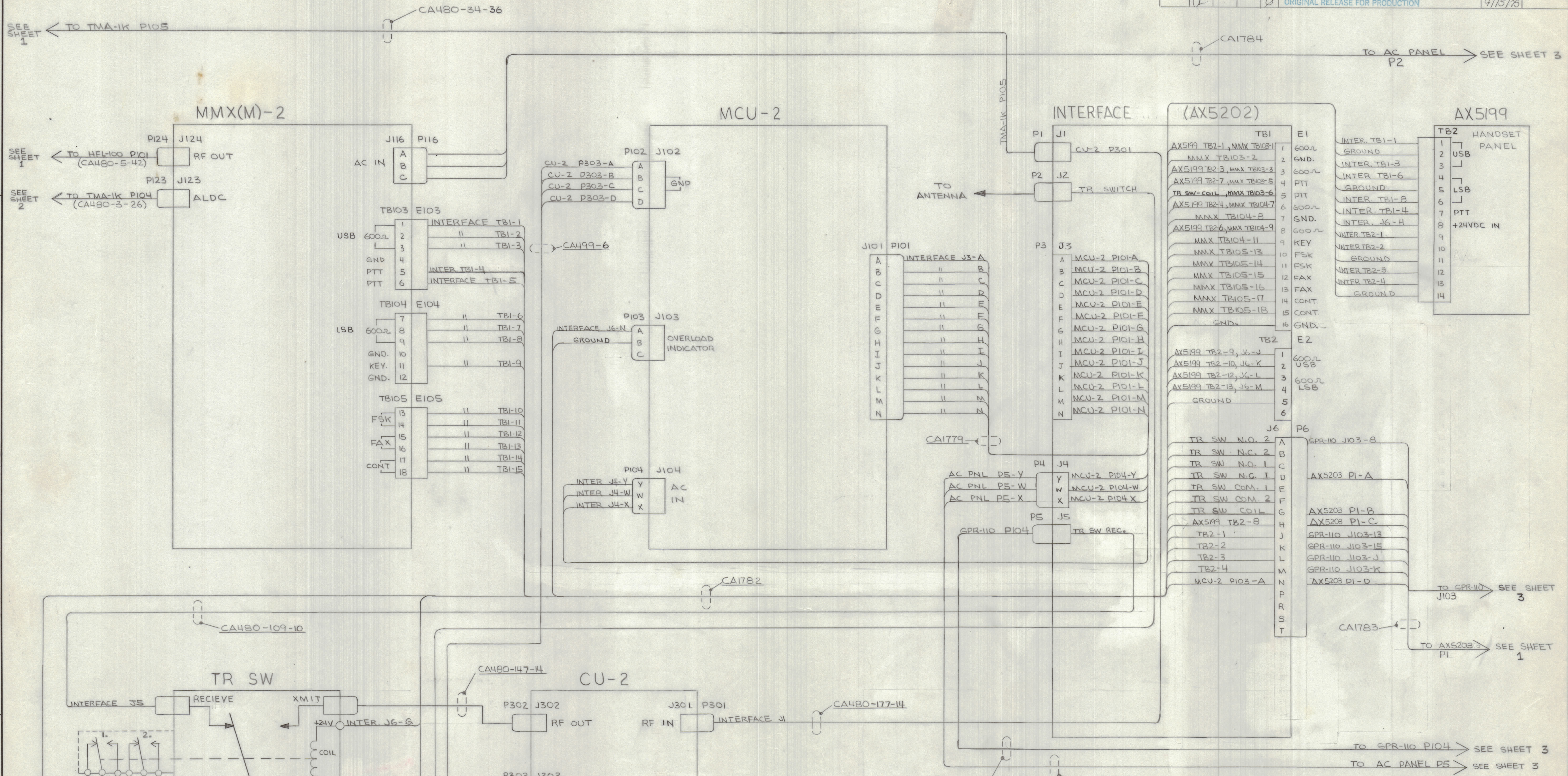


QTY. REQ.	ITEM	PART NO.	DESCRIPTION	SYMBOL
LIST OF MATERIAL				
THE TECHNICAL MATERIEL CORP. MAMARONECK, NEW YORK				
INTERCONNECT WIRING DIAG. (CASE 1)				
SIZE	CODE	IDENT NO.	DWG NO.	ISSUE
D	82679		CK2109	0
SCALE				SHEET 1 OF 3

UNLESS OTHERWISE SPECIFIED DIMENSIONS ARE IN INCHES AND INCLUDE CHEMICALLY APPLIED OR PLATED FINISHES	
DECIMALS	FRACTIONS
.X ± .05	± 1/64
.XX ± .01	ANGLES
.XXX ± .005	± 0° -30'

1	SYM-5203	
QTY / UNIT	MODEL USED ON	ASS'Y NO.
APPLICATION		
CODE		
<small>NOTICE TO PERSONS RECEIVING THIS DRAWING</small> <small>THE TECHNICAL MATERIEL CORPORATION claims proprietary right in the material disclosed hereon. This drawing is issued in confidence for engineering information only and may not be reproduced or used to manufacture anything shown hereon without permission from THE TECHNICAL MATERIEL CORPORATION to the user. This drawing is loaned for mutual assistance and is subject to recall at any time.</small>		

REVISIONS					DATE	APPROVED
E.M.N.O	DRAFT	CHKD	ZONE	LTR	DESCRIPTION	
				X	EXP. RELEASE	6-19-75
				Q	ORIGINAL RELEASE FOR PRODUCTION	9/15/75



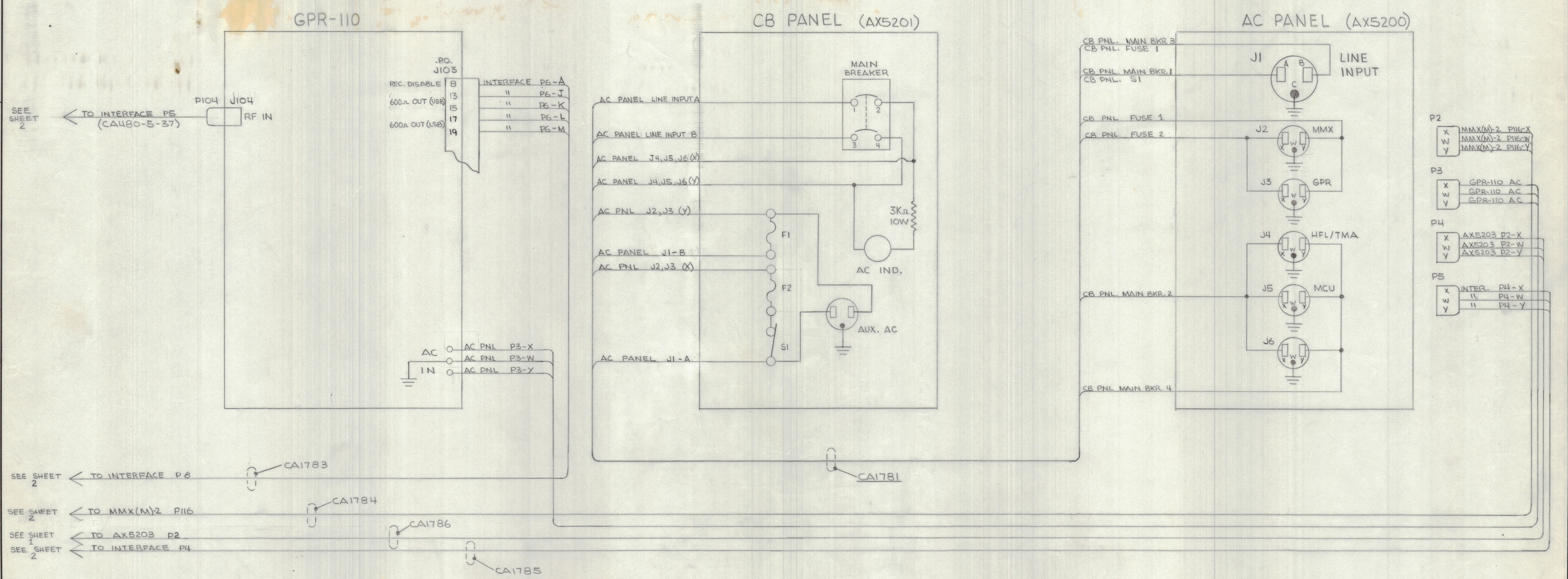
1	SVM-5203	
QTY / UNIT	MODEL USED ON	ASS'Y NO.
APPLICATION		
CODE		

UNLESS OTHERWISE SPECIFIED DIMENSIONS ARE IN INCHES AND INCLUDE CHEMICALLY APPLIED OR PLATED FINISHES		FINAL APPROVAL	DATE
TOLERANCES ON		MECH. DES.	DATE
DECIMALS	FRACTIONS	ELECT. DES.	DATE
.X ± .05	± 1/64	CHECKED	DATE
.XX ± .01	ANGLES	DRAWN	DATE
.XXX ± .005	± 0° - 30'		

QTY. REQ.	ITEM	PART NO.	DESCRIPTION	SYMBOL
LIST OF MATERIAL				
THE TECHNICAL MATERIEL CORP. MAMARONECK, NEW YORK				
INTERCONNECT WIRING DIAG. (CASE 2)				
SIZE	CODE IDENT NO.	DWG NO.	ISSUE	
D	82679	CK2109	Ø	
SCALE				SHEET 2 OF 3

NOTICE TO PERSONS RECEIVING THIS DRAWING
 THE TECHNICAL MATERIEL CORPORATION claims proprietary right in the material disclosed hereon. This drawing is issued in confidence for engineering information only and may not be reproduced or used to manufacture anything shown hereon without permission from THE TECHNICAL MATERIEL CORPORATION to the user. This drawing is loaned for mutual assistance and is subject to recall at any time.

REVISIONS							
E.M.N.O	DRAFT	CHKD	ZONE	LTR	DESCRIPTION	DATE	APPROVED
	F.I.			X	EXP. RELEASE	6-19-75	
	CL			Ø	ORIGINAL RELEASE FOR PRODUCTION	9/10/75	



SEE SHEET 2 ← TO INTERFACE P5 (CA480-S-37)

SEE SHEET 2 ← TO INTERFACE P6

SEE SHEET 2 ← TO MMX(M)2 P116

SEE SHEET 1 ← TO AX5203 P2

SEE SHEET 2 ← TO INTERFACE P4

- P2
 - X MMX(M)2 P116-X
 - W MMX(M)2 P116-W
 - Y MMX(M)2 P116-Y
- P3
 - X GPR-110 AC
 - W GPR-110 AC
 - Y GPR-110 AC
- P4
 - X AX5203 P2-X
 - W AX5203 P2-W
 - Y AX5203 P2-Y
- P5
 - X INTER. P4-X
 - W P4-W
 - Y P4-Y

1	SYM-5203	
QTY / UNIT	MODEL USED ON	ASS'Y NO.
APPLICATION		
CODE		
NOTICE TO PERSONS RECEIVING THIS DRAWING		
THE TECHNICAL MATERIEL CORPORATION claims proprietary right in the material disclosed hereon. This drawing is issued in confidence for engineering information only and may not be reproduced or used to manufacture anything shown hereon without permission from THE TECHNICAL MATERIEL CORPORATION to the user. This drawing is loaned for mutual assistance and is subject to recall at any time.		

UNLESS OTHERWISE SPECIFIED DIMENSIONS ARE IN INCHES AND INCLUDE CHEMICALLY APPLIED OR PLATED FINISHES	
DECIMALS .X ± .05 .XX ± .01 .XXX ± .005	FRACTIONS = 1/64 ANGLES ± 0° -30'
MATERIAL	
FINISH	

QTY. REQ.	ITEM	PART NO.	DESCRIPTION	SYMBOL
LIST OF MATERIAL				
FINAL APPROVAL: [Signature] DATE: 6-11-75				
MECH. DES. [Signature] DATE: 6-11-75				
ELECT. DES. [Signature] DATE: 6-11-75				
CHECKED: [Signature] DATE: 6-26-75				
DRAWN: [Signature] DATE: 6-11-75				
THE TECHNICAL MATERIEL CORP. MAMARONECK, NEW YORK				
INTERCONNECT WIRING DIAG. (CASE 3)				
SIZE	CODE IDENT NO.	DWG NO.	ISSUE	
D	82679	CK2109	Ø	
SCALE				SHEET 3 OF 3