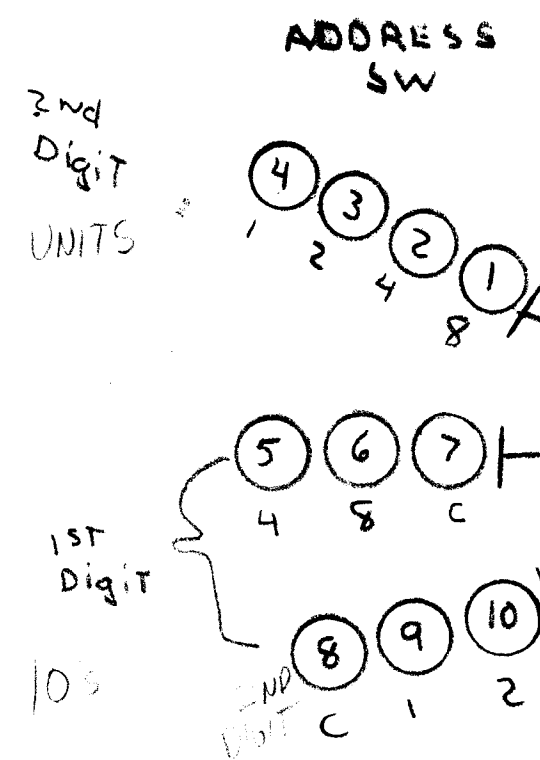
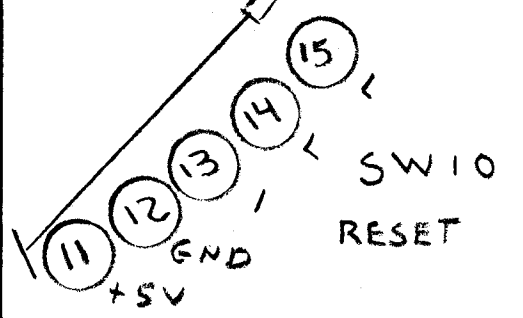
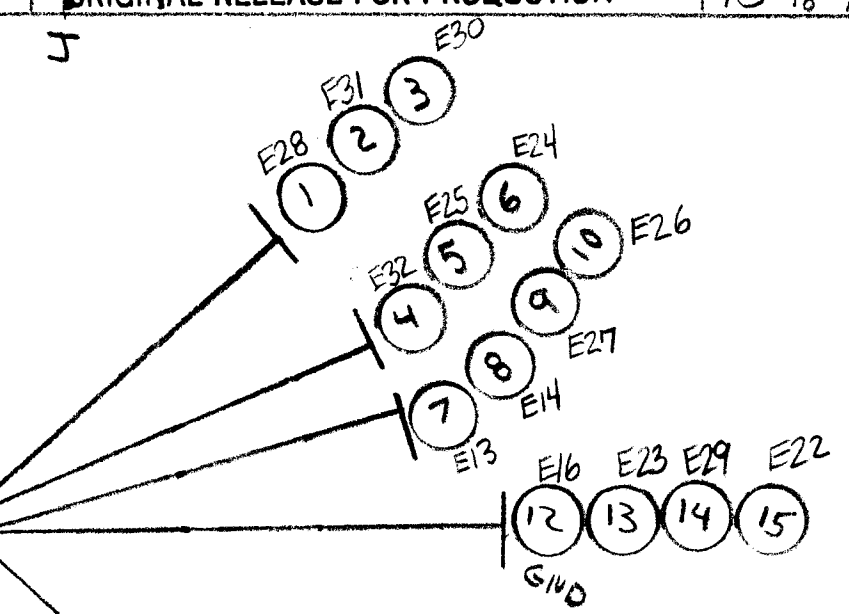


REVISIONS							
E.M.N. NO.	DRAFT	CHKD	ZONE	LTR	DESCRIPTION	DATE	APPROVED
~	FB			Ø	ORIGINAL RELEASE FOR PRODUCTION	10-18-78	*



15	MWC 26(7)U97
14	↑ U96
13	U95
12	U0
11	U2
10	U91
9	U9
8	U8
7	U7
6	U6
5	U5
4	U4
3	U3
2	U94
1	↓ U1



1	DPC-10	
QTY / UNIT	MODEL USED ON	ASS'Y NO.
APPLICATION		
	CODE	

NOTICE TO PERSONS RECEIVING THIS DRAWING
 THE TECHNICAL MATERIEL CORPORATION claims proprietary right in the material disclosed hereon. This drawing is issued in confidence for engineering information only and may not be reproduced or used to manufacture anything shown hereon without permission from THE TECHNICAL MATERIEL CORPORATION to the user. This drawing is loaned for mutual assistance and is subject to recall at any time.

UNLESS OTHERWISE SPECIFIED DIMENSIONS ARE IN INCHES AND INCLUDE CHEMICALLY APPLIED OR PLATED FINISHES

DECIMALS	FRACTIONS
.X ± .05	1/64
.XX ± .01	TOLS. ANGLES
.XXX ± .005	0° .30'

MATERIAL

FINISH

REQ'D	ITEM	PART NUMBER	DESCRIPTION	SYM.
LIST OF MATERIAL				
FINAL APPROVAL <i>ESB</i> * DATE 7/10/78				
MECH. DES. DATE				
ELECT. DES. DATE				
CHECKED DATE				
DRAWN DATE				
THE TECHNICAL MATERIEL CORP. MAMARONECK, NEW YORK CABLE ADDRESS SW DCA-10				
SIZE	CODE IDENT. NO.	DWG NO.	ISSUE	
B	82679	CA 1858	Ø	
SCALE	SHEET		OF	