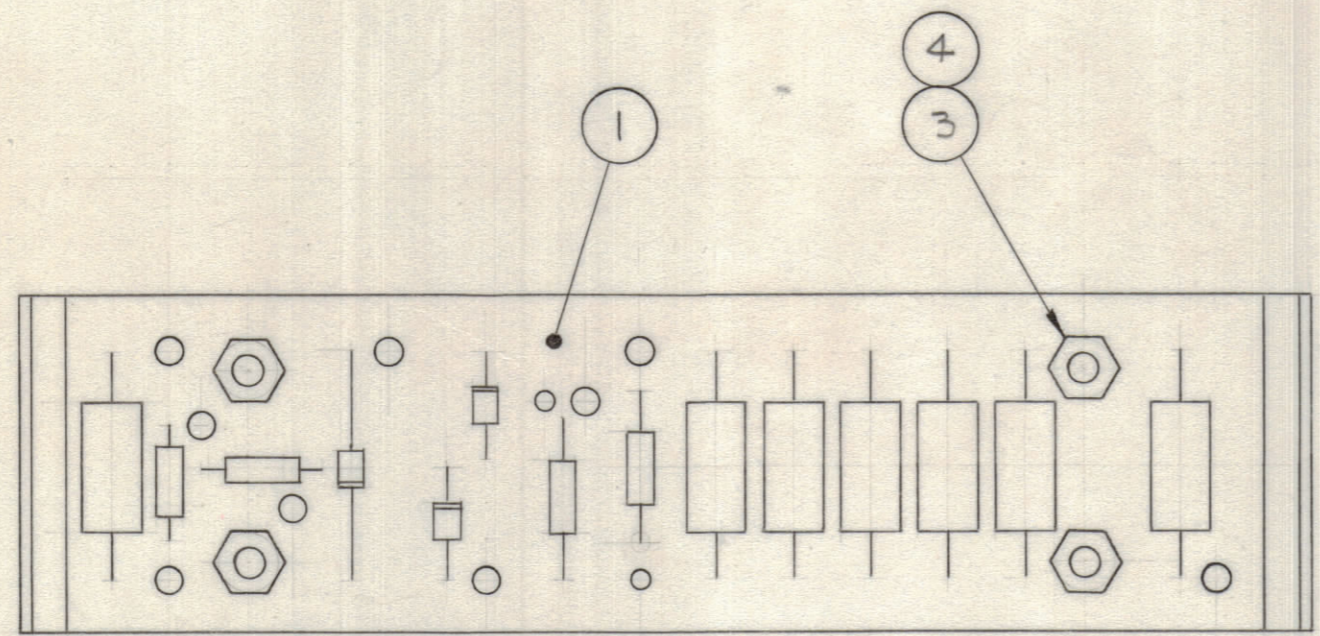


REVISIONS						
ZONE	LTR	DESCRIPTION	DATE	E.M.N.NO	DRAFT	CHKD APPD
	X	DWG. No. WAS 40N12C7217	7-15-68		C. GROB	
		ORIGINAL RELEASE FOR PRODUCTION	10/9/69		EG	



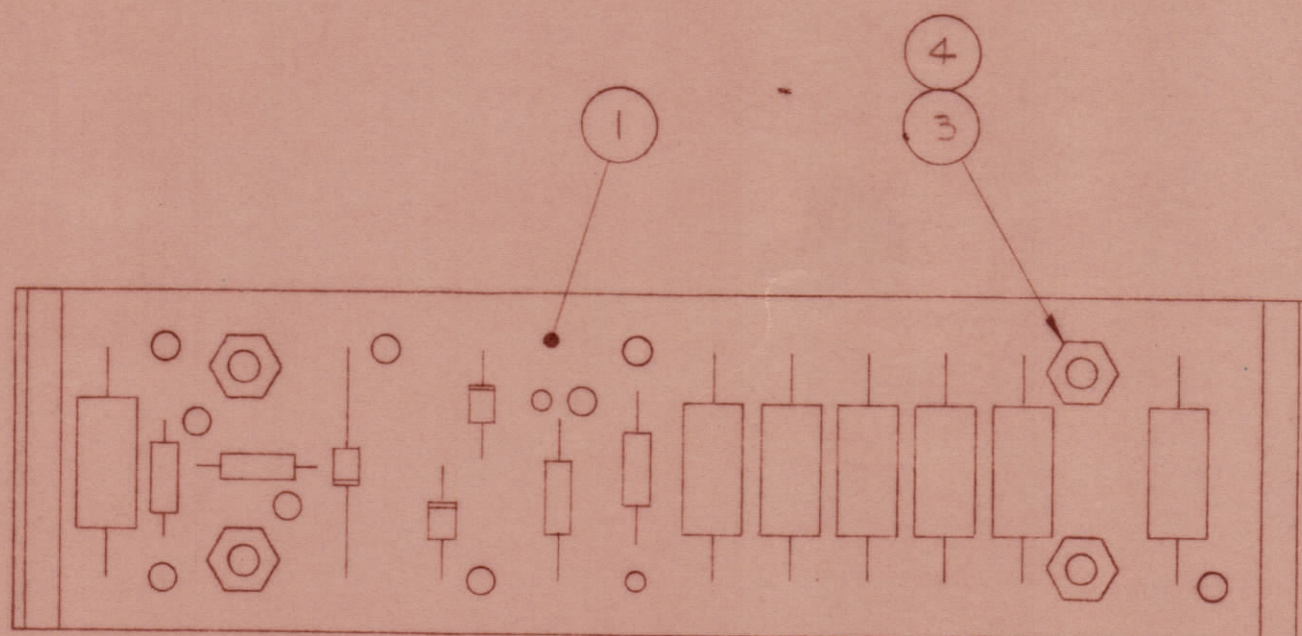

QTY. REQ.	ITEM	PART NO.	DESCRIPTION	SYMBOL
8	4	NTH0632BN8	NUT, HEX 6-32UNC-3A	
4	3	SCBP0632BN8	SCREW, PAN HD 6-32UNC-3B	
2	2	MS8389	BRACKET, MTG. BANK BOARD SUP. OR.	
1	1	A8081	DRIVER PC. BD. ASSY.	

LIST OF MATERIAL				
UNLESS OTHERWISE SPECIFIED DIMENSIONS ARE IN INCHES AND INCLUDE CHEMICALLY APPLIED OR PLATED FINISHES		FINAL APPROVAL JFP [Signature]	DATE 7-15-68	<b>THE TECHNICAL MATERIEL CORP.</b> MAMARONECK, NEW YORK  <b>DRIVER ASSEMBLY</b> VIDEO MODULATOR
TOLERANCES ON		MECH. DES. P.T.	DATE 5-15-68	
DECIMALS .X ± .05 .XX ± .01 .XXX ± .005	FRACTIONS ± 1/64 ANGLES ± 0° -30'	ELECT. DES. [Signature]	DATE	
MATERIAL		CHECKED JFP	DATE 7-15-68	
FINISH		DRAWN WM L MCKINLEY	DATE 15 MAY 68	ISSUE [Signature]
SIZE	CODE IDENT. NO.	DWG. NO.		
C	82679	40N12C7217 A8098		
SCALE 1/1			SHEET 1 OF 1	

1	SPT-3KVHF	4 AX8038
QTY / UNIT	MODEL USED ON	ASS'Y NO.
APPLICATION A8066		
	CODE	
NOTICE TO PERSONS RECEIVING THIS DRAWING THE TECHNICAL MATERIEL CORPORATION claims proprietary right in the material disclosed hereon. This drawing is issued in confidence for engineering information only and may not be reproduced or used to manufacture anything shown hereon without permission from THE TECHNICAL MATERIEL CORPORATION to the user. This drawing is loaned for mutual assistance and is subject to recall at any time.		

40N12C7217

REVISIONS						
ZONE	LTR	DESCRIPTION	DATE	E.M.N.NO	DRAFT	CHKD APPD
	X	DWG No WAS 40N12C7217	8-15-68		C. G. ROSS	
		FOR FINAL RELEASE FOR PRODUCTION	11/1/69		L.S.	



QTY. REQ.	ITEM	PART NO.	DESCRIPTION	SYMBOL
8	4	NTH0632BN8	NUT, HEX	
4	3	SCBP0632BN8	SCREW,	
2	2	MS8389	BRACKET, MTG	
1	1	A8081	DRIVER PC. BD. ASSY.	

LIST OF MATERIAL

UNLESS OTHERWISE SPECIFIED DIMENSIONS ARE IN INCHES AND INCLUDE CHEMICALLY APPLIED OR PLATED FINISHES

TOLERANCES ON	
DECIMALS	FRACTIONS
.X ± .05	± 1/64
.XX ± .01	ANGLES
.XXX ± .005	± 0°-30'

FINAL APPROVAL JFP	DATE 7-15-68
MECH. DES. P.T.	DATE 5-15-68
ELECT. DES.	DATE
CHECKED JFP	DATE 7-15-68
DRAWN WM L MCKINLEY	DATE 15 MAY 68

THE TECHNICAL MATERIEL CORP.  
MAMARONECK, NEW YORK

DRIVER ASSEMBLY

1	SPT-3KVHF	AX8038
QTY / UNIT	MODEL USED ON	ASS'Y NO.
APPLICATION A8066		
	CODE	

NOTICE TO PERSONS RECEIVING THIS DRAWING  
THE TECHNICAL MATERIEL CORPORATION claims proprietary right in the material disclosed hereon. This drawing is issued in confidence for engineering information only and may not be reproduced or used to manufacture anything shown hereon without permission from THE TECHNICAL MATERIEL CORPORATION to the user. This drawing is loaned for mutual assistance and is subject to recall at any time.

MATERIAL  
FINISH

SIZE	CODE IDENT. NO.	DWG NO.	ISSUE
C	82679	A8098	

SCALE 1/1

SHEET 1 OF 1