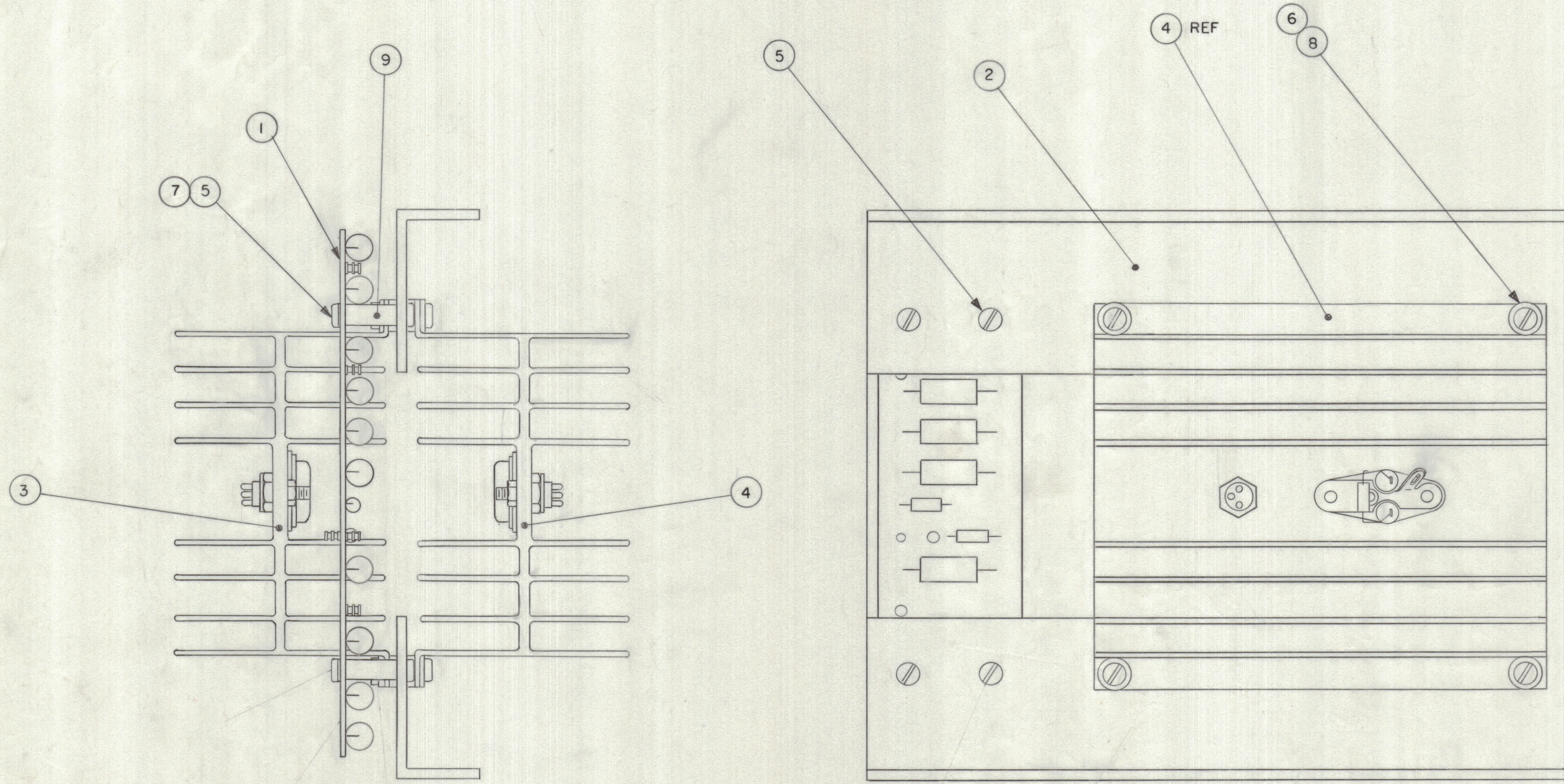


REVISIONS						
ZONE	LTR	DESCRIPTION	DATE	E.M.N.NO	DRAFT	CHKD
	X	40N/2C 7215 DWG No.	8/10/68		C. G. ...	
	Ø	ORIGINAL RELEASE FOR PRODUCTION	8/22/68		C.F.	



REFERENCE DRAWINGS
SCHEMATIC VIDEO MODULATOR CK81427118

- NOTE:
1. VENDOR ELASTIC STOP NUT CORP, UNION, NEW JERSEY.
2. VENDOR H.H. SMITH INC, BROOKLN, NEW YORK 11207.

QTY. REQ.	ITEM	PART NO.	DESCRIPTION	SYMBOL
4	9	TE0632BN0625R4	SPACER 1/4" D X 3/8" LG, THD 6-32	
4	8	SM127S632	NUT, SELF-LOCKING 6-32UNC-3A	
4	7	FW06HBN	WASHER, FLAT NO. 6	
4	6	SCBP0632BN12	SCREW PAN HD 6-32UNC-3AX 1/4 LG	
8	5	SCBP0632BN4	SCREW PAN HD 6-32UNC-3AX 1/4 LG	
1	4	A8097-1	OUTPUT AMPLIFIER HEAT SINK ASS'Y	
1	3	A8097-2	OUTPUT AMPLIFIER HEAT SINK ASS'Y	
2	2	MS8367-3	INTERNAL BRACKET	
1	1	A8082-2	FINAL AMPLIFIER BOARD ASSY	

I	SPT-3KVHF	AX8038
QTY / UNIT	MODEL USED ON	ASSY NO.
APPLICATION A8066		
CODE		

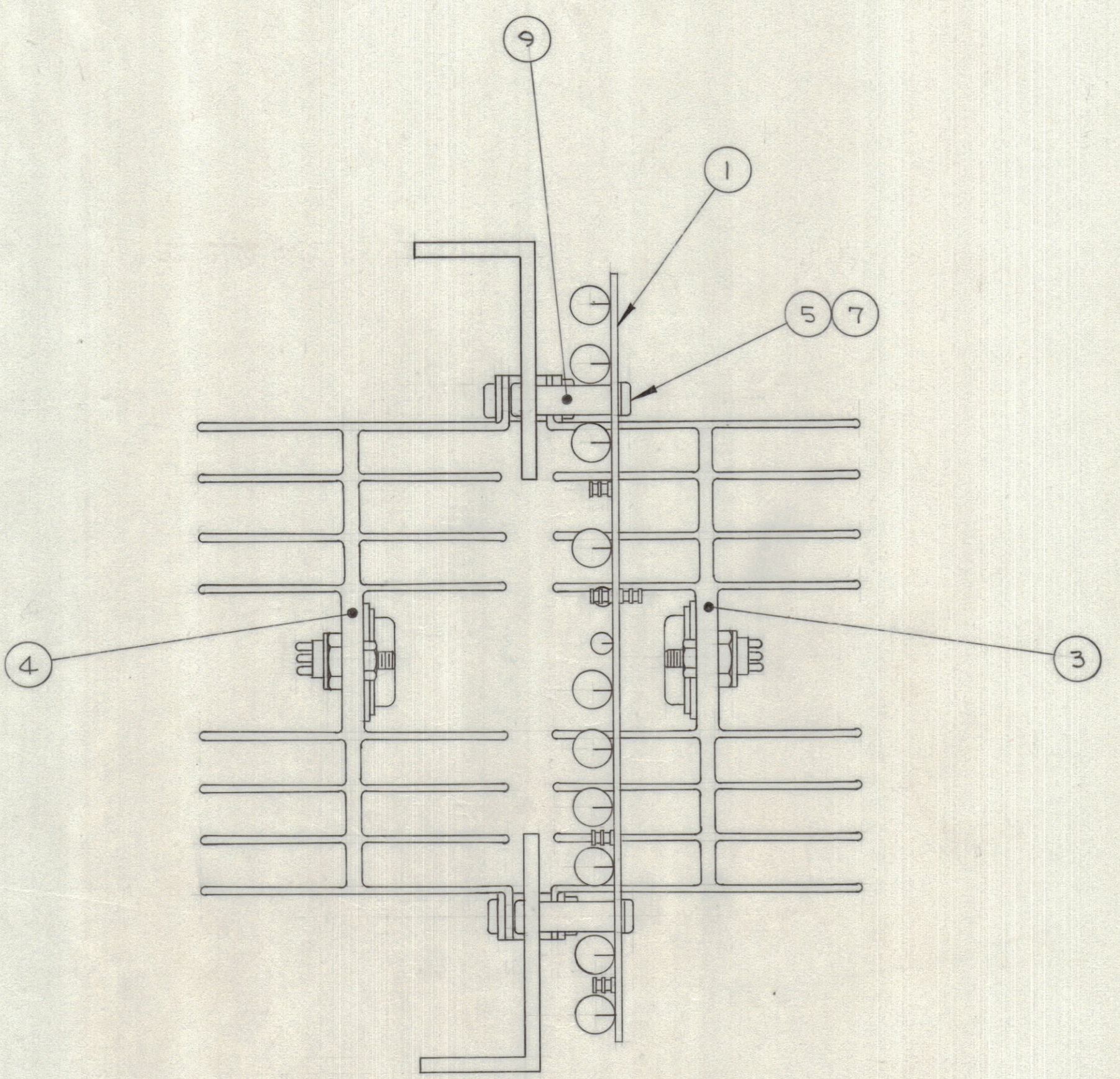
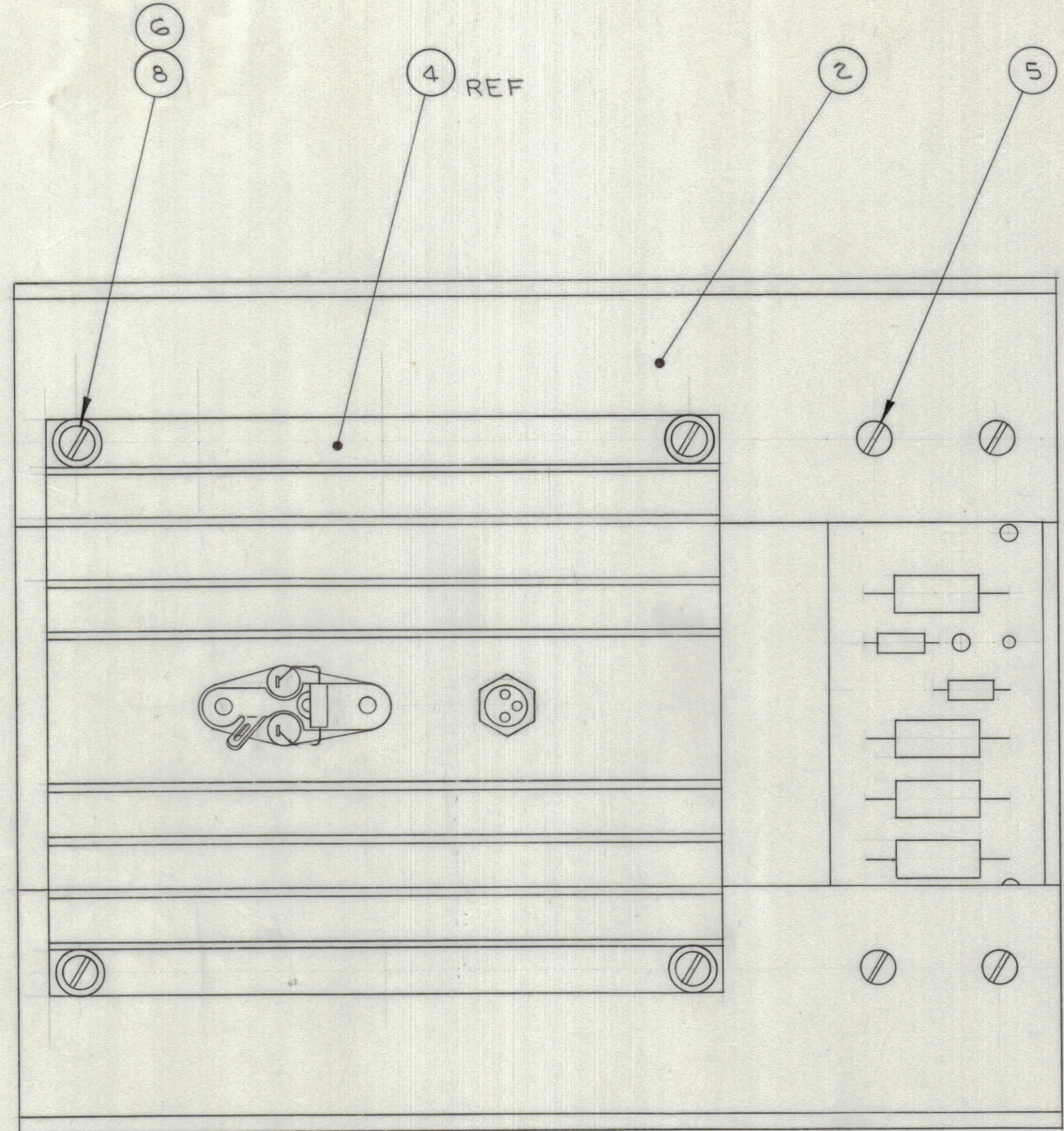
UNLESS OTHERWISE SPECIFIED DIMENSIONS ARE IN INCHES AND INCLUDE CHEMICALLY APPLIED OR PLATED FINISHES	
DECIMALS	FRACTIONS
.X ± .05	± 1/64
.XX ± .01	ANGLES
.XXX ± .005	± 0°-30'

LIST OF MATERIAL			
FINAL APPROVAL	DATE	THE TECHNICAL MATERIEL CORP.	
M.E.H.	7-15-68	MAMARONECK, NEW YORK	
ELECT. DES.	DATE	FINAL AMPLIFIER ASSEMBLY, RIGHT SIDE	
CHECKED	DATE	VIDEO MODULATOR	
DRAWN	DATE		

MATERIAL	FINISH	SIZE	CODE IDENT. NO.	DWG NO.	ISSUE
		D	82679	A8067-1	Ø

NOTICE TO PERSONS RECEIVING THIS DRAWING
THE TECHNICAL MATERIEL CORPORATION claims proprietary right in the material disclosed hereon. This drawing is issued in confidence for engineering information only and may not be reproduced or used to manufacture anything shown hereon without permission from THE TECHNICAL MATERIEL CORPORATION to the user. This drawing is loaned for mutual assistance and is subject to recall at any time.

REVISIONS							
ZONE	LTR	DESCRIPTION	DATE	E.M.N.NO	DRAFT	CHKD	APPD
X		Dwg. No Was 40N/2C7216	9/16/68				
Ø		ORIGINAL RELEASE FOR PRODUCTION	9/24/69		Ø	CB	



REFERENCE DRAWINGS
SCHEMATIC- VIDEO MODULATOR CK81421118

NOTES
1- VENDOR ELASTIC STOP NUT CORP, UNION, NEW JERSEY
2- VENDOR H. H. SMITH INC, BROOKLYN, NEW YORK 11207

QTY. REQ.	ITEM	PART NO.	DESCRIPTION	SYMBOL
4	9	TE0632 BNO. 625 R4	SPACER 1/2" OD X 5/8" LG, THD 6-32	NOTE
4	8	SM1275632	NUT, SELF-LOCKING 6-32 UNC 3A	NOTE
4	7	FW06HBN	WASHER, FLAT 1/4"	
4	6	SCBP0632 BN12	SCREW PAN HD 6-32 UNC 3A X 3/16"	
8	5	SCBP0632 BN4	SCREW PAN HD 6-32 UNC 3A X 1/4"	
1	4	A8097-4	OUTPUT AMPLIFIER HEAT SINK ASS'Y	
1	3	A8097-3	OUTPUT AMPLIFIER HEAT SINK ASS'Y	
2	2	MS8367-3	INTERNAL BRACKET ASS'Y	
1	1	A8082-1	FINAL AMPLIFIER BOARD ASS'Y	

LIST OF MATERIAL

UNLESS OTHERWISE SPECIFIED DIMENSIONS ARE IN INCHES AND INCLUDE CHEMICALLY APPLIED OR PLATED FINISHES		FINAL APPROVAL JFP 7-15-68	DATE 7-15-68	THE TECHNICAL MATERIEL CORP. MAMARONECK, NEW YORK
TOLERANCES ON DECIMALS .X ± .05 .XX ± .01 .XXX ± .005		MECH. DES. PT 5-21-68	DATE 5-21-68	
FRACTIONS ± 1/64 ANGLES ± 0°-30'		ELECT. DES. JFP 8-13-69	DATE 8-13-69	FINAL AMPLIFIER ASSEMBLY, LEFT SIDE VIDEO MODULATOR
MATERIAL		CHECKED JFP 7-15-68	DATE 7-15-68	
FINISH		DRAWN Wm L M'KINLEY	DATE 21 May '68	SIZE CODE IDENT. NO. DWG NO. ISSUE D 82679 A8067-2 Ø
SCALE 1/1			SHEET 2 OF 2	

1	SPT-3KVHF	AX8038
QTY / UNIT	MODEL USED ON	ASS'Y NO.
APPLICATION A8066		
CODE		
NOTICE TO PERSONS RECEIVING THIS DRAWING THE TECHNICAL MATERIEL CORPORATION claims proprietary right in the material disclosed hereon. This drawing is issued in confidence for engineering information only and may not be reproduced or used to manufacture anything shown hereon without permission from THE TECHNICAL MATERIEL CORPORATION to the user. This drawing is loaned for mutual assistance and is subject to recall at any time.		