A-898 G

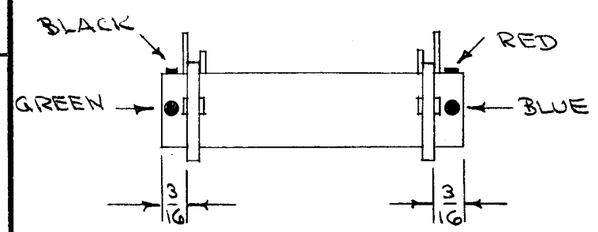

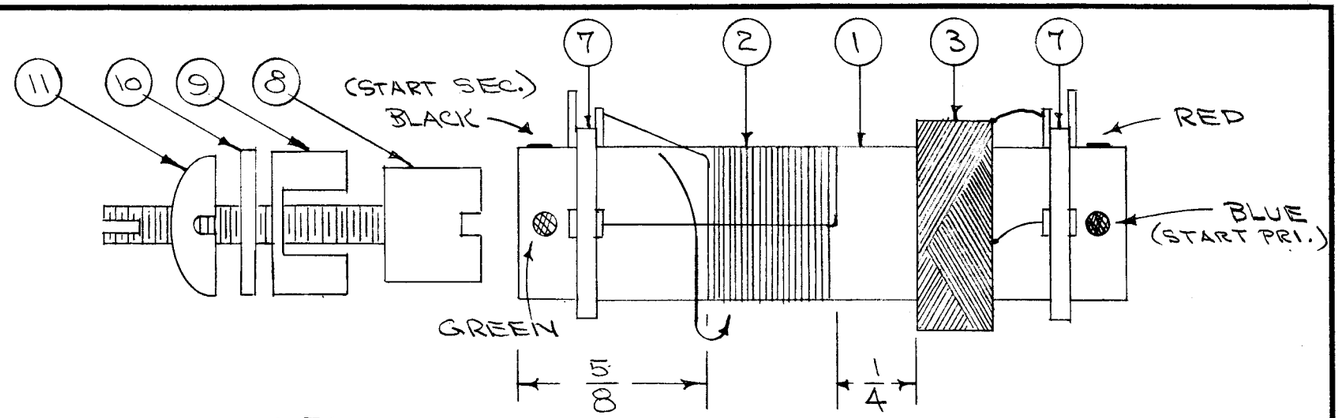

COIL FORM ASSEMBLY

1- CEMENT TERMINAL RINGS TO COIL FORM WITH ITEM 3 IN POSITION SHOWN ABOVE.
2- COLOR CODE COIL FORM AS ABOVE.

WINDING MACHINE DATA

RACK GEAR	48
RACK DRIVER	80
CAM	.125
CAM GEAR	49
DRIVER GEAR	95

WINDING DATA

1- SECONDARY-(WIND ON BEFORE PRIMARY) 35 1/4 CLOSE WOUND TURNS OF ITEM 2.
2- PRIMARY- 99 3/4 TURNS OF ITEM 3. UNIVERSAL WOUND.
3- STAKE LEADS TO COIL FORM WITH ITEM 4. STRIP, TIN & SOLDER LEADS TO LUGS AS SHOWN.
4- BAKE 1/2 HOUR AT 215° F.
5- SATURATE COILS WITH ITEM 5. BAKE FOR 1/2 HOUR AT 215° F.
6- REPEAT STEP 5.
7- SOLDER TEST LEADS #22 BUSS BAR (APPROX. 1 1/4") TO LUGS. TEST AS PER BELOW. REMOVE TEST LEADS.

TEST DATA W/O CORE.

WINDING	* L uh	* Q	f
PRI.	190 (180-200)	50 or GREATER	790 KC
SEC.	9.7 (9.2-10.2)	85 or "	2.5 MC

* USE BOONTON Q METER 160 A OR EQUIVALENT.

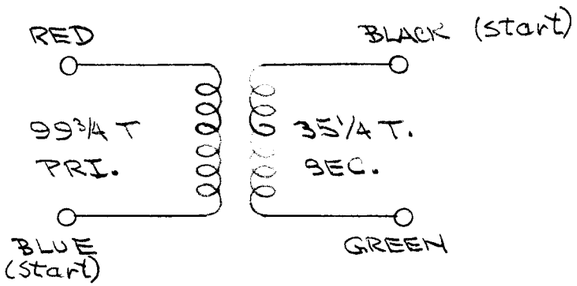

FREQ. RANGE 3.2 – 5.6 M.C.

NOTE:
COIL MUST BE INSTALLED IN CHASSIS BEFORE ITEMS 8-9-10-11 ARE CEMENTED TO COIL FORM WITH ITEM 12.

FOR IDENTIFICATION STAMP NUMBER L3 ON COIL FORM IN ANY CONVENIENT SPOT.

	REQ.	ITEM	PART NO.	DESCRIPTION	SYMBOL
	X	12	GL-111	CEMENT, "INSA-LUTE"	
	1	11	FS-112	FASTENER	
	1	10	WA-125-2	WASHER, FIBER	
	1	9	NT-112	NUT, SPEED	
	1	8	CI-109-10	CORE	
	2	7	TE-146-2A	TERMINAL RING	
	X	6	BS-100	SOLDER, SOFT	
	X	5	GL-102	Q-MAX	
	X	4	GL-103	CEMENT, DUCO	
PRI.	X	3	WI-107-17	WIRE, MAGNET #36 DSC	
SEC.	X	2	WI-107-11	" " " #30 DSC	
	1	1	CF-112	COIL FORM	

ISSUE	ITEM	CHANGED FROM	DATE	CH. NO.	DRAFTS	CHECKER	ENG. APP.
G	3	CHANGE TITLE	5 19 60	2 2 7 1	Cy	JCB	[illegible]
	2	NT-112 WAS NT-113					
	1	WA-125-2 WAS WA125					
F	2	9.7 (9.2-10.2) L WAS 9.7 (.93-1.01)	11/15/56	6	LG	P.L.K.	AJJ
	1	Q of 50 WAS 55, 85 WAS 96					
E	1	REDRAWN COMPLETE REVISION	7/30/56	5	CDD	P.L.K.	AJJ

TOLERANCES

DEC. DIM. ±
FRAC. DIM. ±
ANGULAR DIM. ±

SCALE:

MAXIMUM ALLOWABLE TOLERANCES HAVE BEEN DETERMINED AND ANY DEVIATIONS WILL BE CAUSE FOR REJECTION.
REMOVE ALL BURRS AND SHARP EDGES

REQ. PER UNIT	MODEL	PROJECT NO.	SYMBOL NO.	DATE
1	GPR-90-RXD			5-23-60
1	GPR-90	297	L3	7-30-56

USED ON

STOCK SIZE

MATERIAL

TYPE & TEMPER | HEAT TREAT. SPEC.

FINISH & SPEC. NO.

THE TECHNICAL MATERIEL CORP.
MAMARONECK. NEW YORK

TRANSFORMER, RF,
TUNED, BAND 3

DRAWN	CHECKED	FINAL APPROVAL
CDD 7/30/56	[illegible]	A.J.J.

ELEC. DES. APP.	MECH. DES. APP.		
P.L.K.		A-898	G