

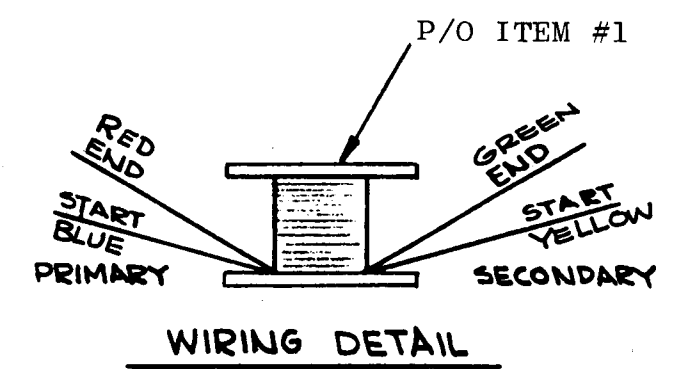
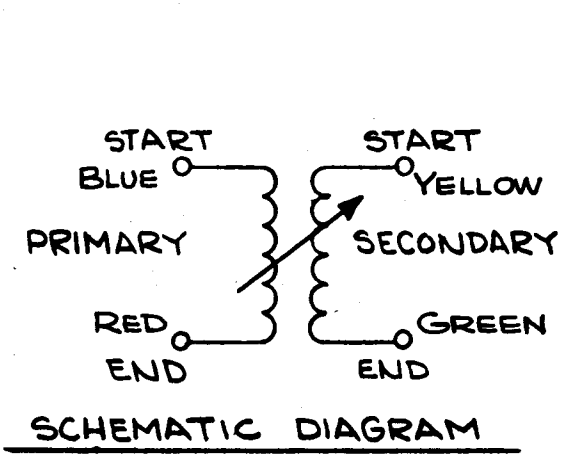
"Q" TEST FREQ.	"Q" MIN.	EXT. CAP. Q METER	NO. CODE	SYMBOL	INDUCTANCE 10KC BRIDGE
10.0 MC	100	—	—	—	2.3 μ h \pm .1 μ h

REVISIONS					
SYM	DESCRIPTION	DATE	E.M.N. NO.	DRAFT	CHKD APPD
X	EXPER. RELEASE	3-16-65	X	HLA	
Ø	ORIGINAL RELEASE FOR PRODUCTION	4-7-65	Ø	Ø	

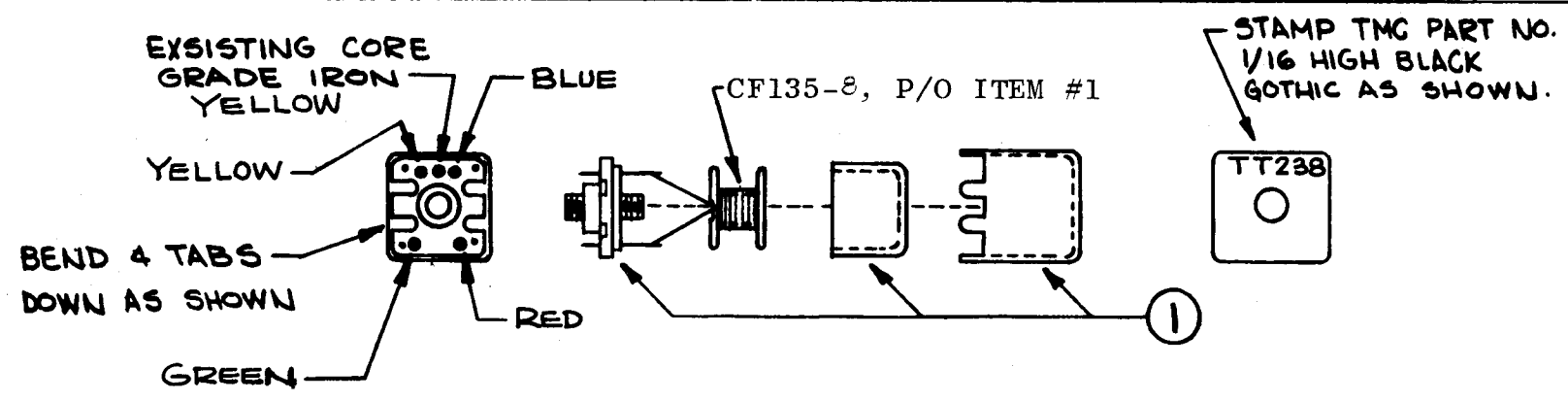
A3946

WINDING PROCEDURE

1. PRIMARY WIND 16 TURNS OF ITEM 2 ON ITEM 1, STAKE WITH ITEM 3.
2. SECONDARY- WIND 1 TURNS OF ITEM 2 OVER PRIMARY AND IN THE SAME DIRECTION STAKE WITH ITEM 3.
3. SECONDARY WINDING MUST BREAK OUT FROM OPPOSITE SIDE OF PRIMARY.
4. BAKE COIL FOR 15 MIN. AT 150°F, REMOVE FROM OVEN AND COAT COIL WITH ITEM 4.
5. COLOR CODE TERMINALS ON BASE AS SHOWN.
6. STRIP & TIN LEADS TO WITHIN 1/4" OF COIL.
7. PLACE ITEM 1 OVER SLUG ON BASE, TAKING CARE TO POSITION NOTCHES ON RAISED PART OF BASE.
8. SOLDER ALL LEADS TO PROPER COLOR-CODED TERMINALS ON BASE.
9. ASSEMBLE AS PER ASSEMBLY DRAWING, PLACE IN CASE; BEND THE 4 TABS DOWN IN THE NOTCHES.
10. DO NOT CUT OFF THE TWO LONG TABS.
11. DELETED.
12. STAMP TMC PART NO. AS SHOWN.
13. TEST INDUCTANCE, AND Q AS SHOWN ABOVE. SET INDUCTANCE FIRST.
14. BAKE COMPLETED ASSEMBLY FOR ONE HOUR AT 212°F.
15. REMOVE COMPLETED ASSEMBLY FROM OVEN AND ALLOW TO COOL TO ROOM TEMPERATURE.
16. REPEAT STEP NO. 13.
17. TEST COIL WITH A 1/4% 10KC UNIVERSAL BRIDGE.(INDUCTANCE ONLY)
18. TUNE THE CORE INTO THE COIL TO REACH THE INDUCTANCE AS SHOWN ABOVE.
19. TEST COIL WITH "Q" METER 260A(FOR "Q" ONLY).
20. SET THE TEST FREQUENCY AS SHOWN ABOVE. AND SET THE (MULTIPLY "Q" BY) TO 1
21. TUNE THE INDUCTANCE DIAL. TO REACH THE MAX. READING ON THE "Q" METER.



REQ'D.	ITEM	PART NUMBER	DESCRIPTION	SYMBOL
X	5	BS-100	SOLDER, SOFT	
X	4	GL-130	ADHESIVE, Q-DOPE	
X	3	GL-103	ADHESIVE, N-CEL	
X	2	WI-141-28-9	WIRE, ELECTRICAL	
—	—	—	—	
1	1	CI-136-4	CORE, ADJUSTABLE TUNING	



1	LFSB-1	A3791
QTY./UNIT	MODEL USED ON	ASS'Y. NO.
SCALE	CODE	
	A	

THE CONTENTS OF THIS DRAWING ARE THE EXCLUSIVE PROPERTY OF THE TECHNICAL MATERIEL CORP. ITS UNAUTHORIZED USE OR REPRODUCTION IN WHOLE OR IN PART IS STRICTLY FORBIDDEN.

LIST OF MATERIAL

THE TECHNICAL MATERIEL CORP.
MAMARONECK, NEW YORK

TITLE: TT 238
TRANSFORMER, RF, ADJUSTABLE

UNLESS OTHERWISE SPECIFIED DIMENSIONS ARE IN INCHES AND INCLUDE CHEMICALLY APPLIED OR PLATED FINISHES

DRAWN H. AUSTIN	DATE 3-16-65	FINAL APPROVAL	DATE
CHECKED [Signature]	DATE 3-29-65	A 3946	Ø
MECH. DES.	DATE		

DECIMALS: .X \pm .05, .XX \pm .01, .XXX \pm .005
FRACTIONS: \pm 1/64
TOLERANCES: ANGLES \pm 0° 30'

REPROVEL NO. 440H 16107

NOTES