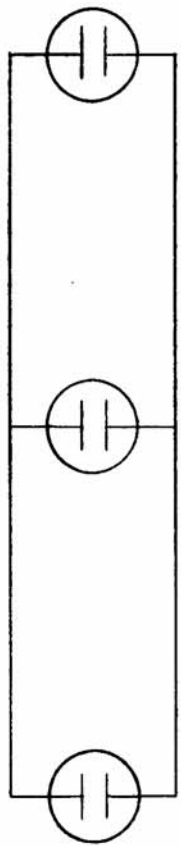
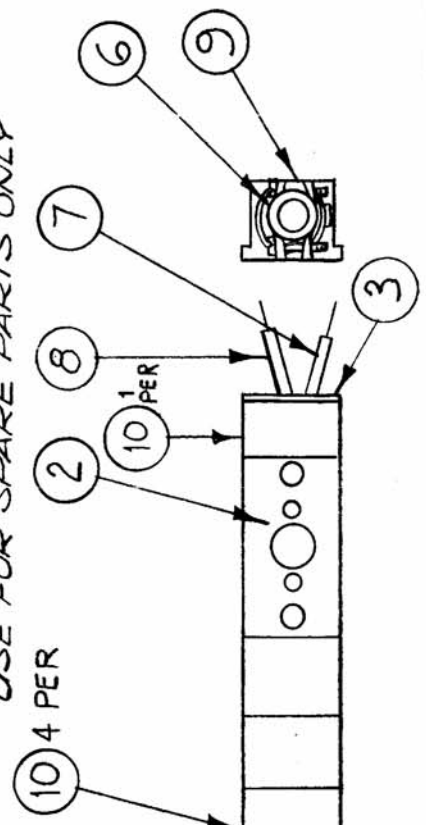


REQ. PER. UNIT	1
MODEL	RAK-10
USED ON AS Y. NO.	AX-243
DATE	12-27-60
A-2037	
A	

NOTE: SUPERSEDED DIRECTLY REPLACED BY AX 672 USE FOR SPARE PARTS ONLY



CONNECTION DIAGRAM

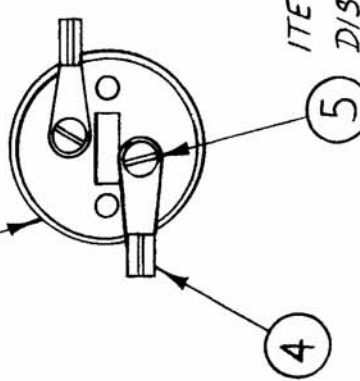


11	10	PO-163-2 15/16	COVER, 2 15/16"	
1	9	CU-113	CLAMP	
1	8	MWC 14 (19)UO	CABLE, INSULATED	BLACK
1	7	MWC 14 (19)U9	CABLE, INSULATED	WHITE
1	6	PO-162	END FITTING, CABLE ENTRY	
6	5	SCBS0540BC3	SCREW, MACHINE	
6	4	TE-112-2	LUG, TERMINAL	
1	3	PO-161	END FITTING, BLANK	
3	2	JJ-170	RECEPTACLE TWIST LOCK AC	
1	1	MS-2494	AC STRIP	

REQ. ITEM	PART NO.	DESCRIPTION	SYMBOL
		THE TECHNICAL MATERIEL CORP.	
		MAMARONECK, NEW YORK	
		AX-243 ASS'Y.	
		AC POWER STRIP	
		MATERIAL	
		STOCK SIZE	
		TYPE & TEMPER	
		HEAT TREAT. SPEC.	
		FINISH & SPEC. NO.	
		DRAWN	
		CHECKED	
		FINAL APPROVAL	

10 6 PER.

ITEM (5) REPLACES DISCARDED SCREW



DATE 10/11/68 CH. NO. 19075 DRAFTS CHECKER K.H. HALL ENG. APP. F.B.J.

SCALE: DO NOT SCALE
 MAXIMUM ALLOWABLE TOLERANCES HAVE BEEN DETERMINED AND ANY DEVIATIONS WILL BE CAUSE FOR REJECTION.
 REMOVE ALL BURRS AND SHARP EDGES

ISSUE ITEM CHANGED FROM TOLERANCES
 DEC. DIM. ±
 FRAC. DIM. ±
 ANGULAR DIM. ±