

6034WD

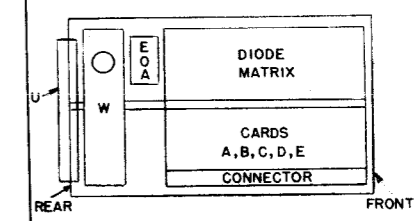
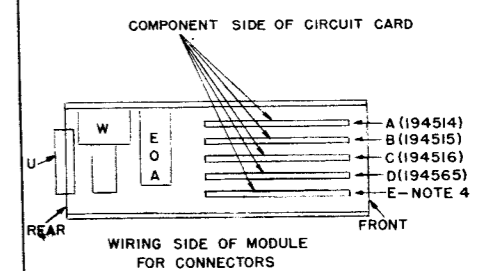
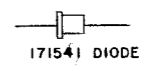
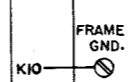
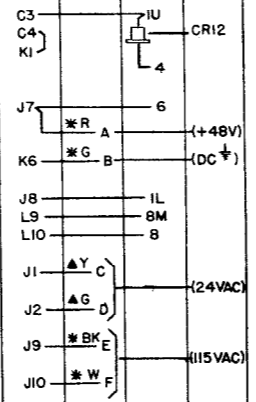
REVISIONS		
ISSUE	DATE	AUTH. NO.
2	8-12-63	77689
3	8-14-64	83030

- NOTES**
- REFER TO 6033WD FOR SCHEMATIC.
 - * INDICATES 18 GA. WIRE FOR 170573 RECTIFIER ASSEMBLY CABLE ONLY.
 - SEE DRAWINGS 194514, 194515 - 194516, & 194565 FOR MATRIX CARD ASSEMBLIES.
 - CONNECTOR "E" IS FOR OPTIONAL CARD, 194635, WHICH IS NOT PROVIDED AS PART OF THIS ASSEMBLY.
 - ▲ INDICATES 24 GA. STRANDED WIRE. ALL OTHER WIRE 24 GA. GREEN 31784 RM
 - WIRE COLOR CODE IDENTIFICATION
BK - BLACK
W - WHITE
R - RED
G - GREEN
Y - YELLOW
 - ALL VOLTAGES DC UNLESS OTHERWISE SPECIFIED.

NO.	ITEM	CONN.	CONN.	CONN.	CONN.	CONN.	CONN.	CONN.	CONN.	RELAY
1	REF. TO 6033WD FOR SCHEMATIC.	U J11	A J112	B J113	C J114	D J115	E J116	U J111	W	EOA K143
2	* INDICATES 18 GA. WIRE FOR 170573 RECTIFIER ASSEMBLY CABLE ONLY.									AF54

ITEM	CONN.	CONN.	CONN.	CONN.	CONN.	CONN.	CONN.	RELAY	
	174732	193033	193033	193033	193033	193033	174732	171651	145003

G4	5
H8	6
F8	8
E5	10
F2	12
D7	14
H5	15
E1	17
G10	18
D5	20
G2	22
F9	24
E9	25
H3	26
D2	F
F6	CC
D10	EE
G6	
K2	20
K3	24
D3	5
E6	6
G7	8
F4	10
D8	12
H6	14
E2	15
F1	17
C9	18
G9	
	25
D6	25
H10	F
H2	
J6	CC
C10	EE
E8	
	22
H9	5
D9	6
G3	8
G1	10
G8	12
D4	14
F5	15
G5	17
F10	18
E10	20
E7	22
E4	24
F3	25
F7	26
H4	F
H7	CC
E3	EE
A1	8
A2	5
A3	F
A4	6
A5	10
A6	12
A7	14
D1	15
A8	17
A9	18
A10	20
B2	22
B1	25
B3	CC
B4	EE
B5	26
B6	24
B7	22
B8	25
B9	CC
B10	EE
C1	26
C2	24
C5	F
C6	6
C7	10
C8	12
H1	8
L1	16
L2	3
L3	C
L4	2
L5	A
L6	FF
L7	27
L8	28



ACTUAL WIRING DIAGRAM
8 TO 5 LEVEL CODE CONVERTER
WIRING LIST FOR 194652 MATRIX ASSEMBLY

APPROVALS	
D AND R	E OF M
E-NUMBER	
PROD. NO. 6034WD	
DATE 8-1-63	
P.D. FILE NO. 3-95AAA	
DRAWN A.D.	CHKD.
ENGR. R.J.K.	APPD.

TELETYPE CORPORATION
6034WD

RTTY ELECTRONICS
TELETYPE=Sales-Service-Parts
PO Box 20101 El Sobrante, Ca.
94820. (510)222-3102
mr_rtty@pacbell.net