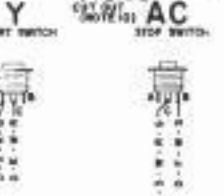

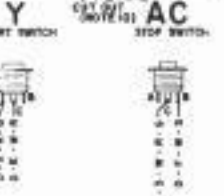
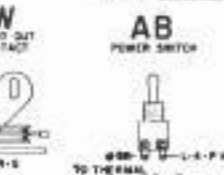
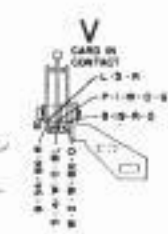
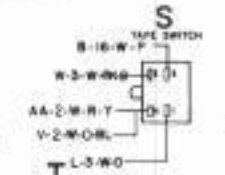
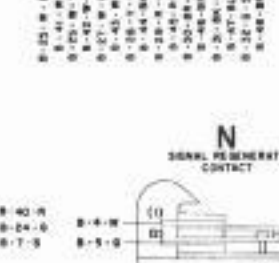
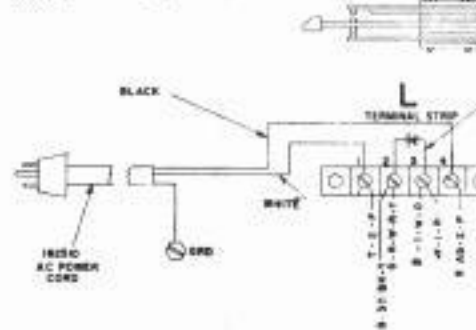
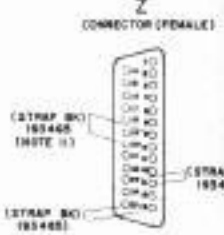
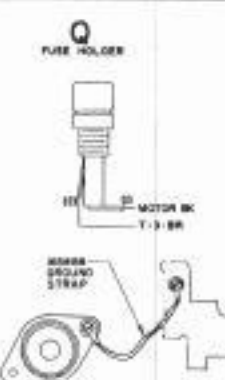
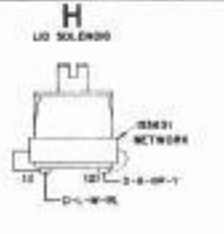
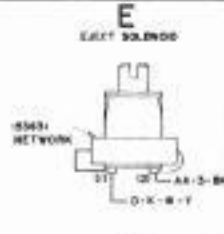
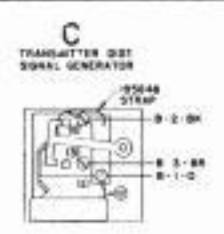
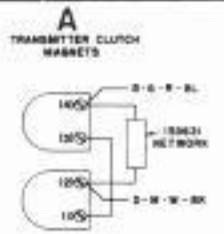


- NO. NOTES
1. WIRING LEGEND
 DISTANT TERMINATING AREA
 DISTANT TERMINATING DESIGNATION
 P-R-W COLOR CODE
 2. COLOR CODE:
 BK-BLACK P-RED
 BR-BROWN O-ORANGE
 BL-BLUE Y-YELLOW
 W-WHITE P-PURPLE
 G-GRAND S-SLATE
 3. CONNECTOR VIEWS FROM SOLDER TERMINAL ENDS
 4. THE NUMBERS ENCLOSED IN PARENTHESES ARE FOR REFERENCE AND NOT SHOWN ON COMPONENTS
 5. # 18 GA WIRE - ALL OTHER WIRES 24 GA.
 6. FOR ASSOCIATED CABLE DRAWING REFER TO 308304 EXCEPT WHERE OTHERWISE SPECIFIED
 7. ALL CONTACTS SHOWN IN THE ON-OPERATED POSITION
 8. REFERENCE SPEC. FOR TELETYPE CORPORATION EMPLOYEES ONLY. 603315
 9. ASSOCIATED SCHEMATIC WIRING DIAGRAM 7335WD
 10. REFER TO 7337WS FOR ACTUAL WIRING DIAGRAM OF MOTOR UNIT.
 11. STRAP BETWEEN Z7 AND Z20 IS TO BE INSTALLED WHEN CARD FEEDER IS EMPLOYED.
 12. FOR CIRCUIT CARD SEE 305273 DRAWING



7335WD

REVISIONS

| NO. | DATE | DESCRIPTION |
|-----|----------|-------------|
| 1 | 12-15-54 | ISSUED |
| 2 | 1-10-55 | REVISED |
| 3 | 1-10-55 | REVISED |
| 4 | 1-10-55 | REVISED |
| 5 | 1-10-55 | REVISED |
| 6 | 1-10-55 | REVISED |
| 7 | 1-10-55 | REVISED |
| 8 | 1-10-55 | REVISED |
| 9 | 1-10-55 | REVISED |
| 10 | 1-10-55 | REVISED |
| 11 | 1-10-55 | REVISED |
| 12 | 1-10-55 | REVISED |
| 13 | 1-10-55 | REVISED |
| 14 | 1-10-55 | REVISED |
| 15 | 1-10-55 | REVISED |
| 16 | 1-10-55 | REVISED |
| 17 | 1-10-55 | REVISED |
| 18 | 1-10-55 | REVISED |
| 19 | 1-10-55 | REVISED |
| 20 | 1-10-55 | REVISED |
| 21 | 1-10-55 | REVISED |
| 22 | 1-10-55 | REVISED |
| 23 | 1-10-55 | REVISED |
| 24 | 1-10-55 | REVISED |
| 25 | 1-10-55 | REVISED |
| 26 | 1-10-55 | REVISED |
| 27 | 1-10-55 | REVISED |
| 28 | 1-10-55 | REVISED |
| 29 | 1-10-55 | REVISED |
| 30 | 1-10-55 | REVISED |
| 31 | 1-10-55 | REVISED |
| 32 | 1-10-55 | REVISED |
| 33 | 1-10-55 | REVISED |
| 34 | 1-10-55 | REVISED |
| 35 | 1-10-55 | REVISED |
| 36 | 1-10-55 | REVISED |
| 37 | 1-10-55 | REVISED |
| 38 | 1-10-55 | REVISED |
| 39 | 1-10-55 | REVISED |
| 40 | 1-10-55 | REVISED |
| 41 | 1-10-55 | REVISED |
| 42 | 1-10-55 | REVISED |
| 43 | 1-10-55 | REVISED |
| 44 | 1-10-55 | REVISED |
| 45 | 1-10-55 | REVISED |
| 46 | 1-10-55 | REVISED |
| 47 | 1-10-55 | REVISED |
| 48 | 1-10-55 | REVISED |
| 49 | 1-10-55 | REVISED |
| 50 | 1-10-55 | REVISED |
| 51 | 1-10-55 | REVISED |
| 52 | 1-10-55 | REVISED |
| 53 | 1-10-55 | REVISED |
| 54 | 1-10-55 | REVISED |
| 55 | 1-10-55 | REVISED |
| 56 | 1-10-55 | REVISED |
| 57 | 1-10-55 | REVISED |
| 58 | 1-10-55 | REVISED |
| 59 | 1-10-55 | REVISED |
| 60 | 1-10-55 | REVISED |
| 61 | 1-10-55 | REVISED |
| 62 | 1-10-55 | REVISED |
| 63 | 1-10-55 | REVISED |
| 64 | 1-10-55 | REVISED |
| 65 | 1-10-55 | REVISED |
| 66 | 1-10-55 | REVISED |
| 67 | 1-10-55 | REVISED |
| 68 | 1-10-55 | REVISED |
| 69 | 1-10-55 | REVISED |
| 70 | 1-10-55 | REVISED |
| 71 | 1-10-55 | REVISED |
| 72 | 1-10-55 | REVISED |
| 73 | 1-10-55 | REVISED |
| 74 | 1-10-55 | REVISED |
| 75 | 1-10-55 | REVISED |
| 76 | 1-10-55 | REVISED |
| 77 | 1-10-55 | REVISED |
| 78 | 1-10-55 | REVISED |
| 79 | 1-10-55 | REVISED |
| 80 | 1-10-55 | REVISED |
| 81 | 1-10-55 | REVISED |
| 82 | 1-10-55 | REVISED |
| 83 | 1-10-55 | REVISED |
| 84 | 1-10-55 | REVISED |
| 85 | 1-10-55 | REVISED |
| 86 | 1-10-55 | REVISED |
| 87 | 1-10-55 | REVISED |
| 88 | 1-10-55 | REVISED |
| 89 | 1-10-55 | REVISED |
| 90 | 1-10-55 | REVISED |
| 91 | 1-10-55 | REVISED |
| 92 | 1-10-55 | REVISED |
| 93 | 1-10-55 | REVISED |
| 94 | 1-10-55 | REVISED |
| 95 | 1-10-55 | REVISED |
| 96 | 1-10-55 | REVISED |
| 97 | 1-10-55 | REVISED |
| 98 | 1-10-55 | REVISED |
| 99 | 1-10-55 | REVISED |
| 100 | 1-10-55 | REVISED |

ACTUAL WIRING DIAGRAM FOR EDGE PUNCHED CARD TRANSMITTER DISTRIBUTOR LEXIBOX

APPROVALS

7335WD