

## CHAPTER 7 PARTS LIST

7-1. SCOPE. This chapter provides a list of maintenance parts and parts location diagrams for Model 28 Compact Page Printer KSR and RO Teletypewriter Sets.

7-2. MAINTENANCE PARTS LIST. Maintenance parts are listed by major units, in tables 7-1 through 7-5. The parts are listed for each unit in numerical part number sequence. Reference to the applicable parts location diagram is included for each part listed.

7-3. LIST OF MANUFACTURERS. Model 28 CPP Teletypewriter Sets are manufactured by Teletype Corporation, Skokie, Illinois.

7-4. PARTS LOCATION DIAGRAMS. Figures 7-1 through 7-68 show location of all parts listed in tables 7-1 through 7-5. The parts location diagrams are used to locate and identify a particular part which is indexed by part number. The user then refers to the part number in the applicable table to obtain a description of the part to be ordered.

7-5. LIST OF ABBREVIATIONS. Table 7-6 contains the explanations of a list of abbreviations used throughout the parts list.

Table 7-1. Typing Unit

Part Number	Figure Number(s)	Description	Notes
243M	7-27,-28	Coil, Magnet	
254M	7-21	Coil, Magnet	
298M	7-23	Coil, Magnet	
1036	7-1,-5	Nut, 6-40 Hex	
1214	7-17	Setscrew, 10-32	
1293	7-26	Screw, 4-40 x 1/8 Fil	
2034	7-20	Washer, Flat	
2191	7-1 thru -6, -9 thru -32	Lockwasher	
2201	7-1	Nut, 5/16-32 Hex	
2438	7-21	Washer, Flat	
2539	7-6,-14	Nut, 3/8-32 Hex	
2669	7-2,-3,-5,-6, -10,-11,-15, -17,-20,-22	Lockwasher	
3598	7-1,-3 thru -6, -9 thru -14, -16 thru -20, -22,-31,-32	Nut, 6-40 Hex	
3599	7-1,-4,-14,-16, -17,-18,-20, -21,-24,-26 thru -28,-31, -32	Nut, 4-40 Hex	
3603	7-23	Nut, 1/4-32 Hex	
3606	7-18,-31,-32	Nut, 6-40 Hex	
3640	7-5,-12,-16, -17,-27,-28	Lockwasher	
3646	7-1	Lockwasher	
3649	7-19	Washer, Flat	

Table 7-1. Typing Unit - Continued

Part Number	Figure Number(s)	Description	Notes
4586	7-5	Washer, Felt	
4703	7-31,-32	Spring	
5599	7-1	Nut, 8-32 Hex	
5740	7-32	Screw, 2-56 x 1/4 Fil	
6800	7-14	Screw, 6-40 Shoulder	
7002	7-2,-3,-4,-10, -11,-13 thru -20,-22,-23, -25 thru -28, -30	Washer, Flat	
7036	7-5	Collar, Locking	
7603	7-14,-16	Spring	
7655	7-5	Spring	
7835	7-26	Ribbon w/Spool, Black	
8330	7-14,-19,-20, -22,-27,-28, -30	Washer, Flat	
8449	7-14,-26	Spacer, 0.094" Thk	
22015	7-26	Spring	
27425	7-11	Screw, 2-56 x 5/32 Fil	
31636	7-29	Spring	
33038	7-5	Spring	
33828	7-10,-11,-18	Spring	
36273	7-1,-18,-22	Washer, Flat	
41382	7-20,-22	Spring	
42661	7-16,-25 thru -28,-32	Spring	
42823	7-12,-13	Washer, Flat	

Table 7-1. Typing Unit - Continued

Part Number	Figure Number (s)	Description	Notes
42827	7-29	Screw, 3-48 x 1/4 Fil	
45024	7-27,-28	Spring	
45027	7-17	Spring	
49420	7-30	Spring	
55669	7-27,-28	Spring	
70388	7-14	Spring	
71681	7-25	Spool, Ribbon	
72468	7-4	Spring	
72522	7-31,-32	Wick, Felt	
72579	7-1	Washer, Flat	
73175	7-6,-14	Lockwasher	
73520	7-17	Wick, Felt	
74283	7-20,-22	Washer, Spring	
74536	7-5	Setscrew, 6-40	
74547	7-14	Collar	
74553	7-11	Wick, Felt	
74701	7-4,-14	Spring	
74722	7-5,-9	Washer, Flat	
74755	7-15	Washer, Felt	
74785	7-14	Roller	
74882	7-11	Spring	
76081	7-21	Washer, Flat	
76099	7-21	Washer, Flat	
76461	7-16	Washer, Flat	
78533	7-20,-22	Spring	

Table 7-1. Typing Unit - Continued

Part Number	Figure Number (s)	Description	Notes
79012	7-21	Insulator	
80342	7-31,-32	Screw, 6-40 x 23/64 Hex	
80581	7-5,-17	Spring	
81731	7-17	Spring	
81778	7-21	Screw, 4-40 x 3/16 Fil	
82442	7-5	Spring	
82463	7-5,-25,-26	Spring	
84575	7-5	Spring	
85407	7-7	Spring, Compression	
85816	7-16	Wick, Felt	
86304	7-5	Spring	
86835	7-18,-21,-24	Spring	
89096	7-16	Washer, Felt	
89897	7-17	Nut, 10-32 Hex	
90361	7-5,-10,-11, -25,-28	Washer, Felt	
90490	7-5	Shim, 0.005" Thk	
90504	7-16,-31,-32	Washer, Felt	
90517	7-31,-32	Spring	
90599	7-30	Shim, 0.008" Thk	
90679	7-5	Washer, Felt	
90791	7-11	Lockwasher	
90819	7-6,-14	Washer, Felt	
91198	7-10,-11	Wick, Felt	
92682	7-19	Nut, 4-40 Spl	

Table 7-1. Typing Unit - Continued

Part Number	Figure Number (s)	Description	Notes
93117	7-27,-28	Lockwasher	
93356	7-6,-11,-12, -14,-18,-30	Washer, Felt	
93507	7-31,-32	Screw, 4-40 x 3/4 Hex	
93758	7-5,-14	Washer, Felt	
93879	7-5	Oiler, Felt	
93899	7-27,-28	Spring	
94674	7-22,-23,-30	Washer, Cup	
95030	7-7	Nut, 6-40 Shoulder	
95428	7-32	Spring	
95827	7-17	Bushing	
96717	7-20	Screw, 4-40 Shoulder	
97117	7-28	Ribbon w/Spool Red/Black	
97481	7-6	Wick, Felt	
101386	7-1	Spring	
101796	7-5,-11,-17,-30	Washer, Felt	
103863	7-31,-32	Spacer, 0.055" Thk	
104807	7-24	Washer, Flat	
104824	7-21	Spring	
105028	7-18	Wick, Felt	
107116	7-2,-12	Lockwasher	
108199	7-14,-18,-30	Wick, Felt	
110434	7-2,-8,-12,-16, -17,-20,-22, -29,-33	Screw, 4-40 x 3/16 Fil	

Table 7-1. Typing Unit - Continued

Part Number	Figure Number (s)	Description	Notes
110435	7-19	Nut, 4-40 Hex	
110437	7-14	Spring	
110743	7-1,-2,-4,-6, -8 thru -13, -15 thru -33	Lockwasher	
110872	7-17	Spring, Compression	
111355	7-5	Spring, Compression	
112626	7-2,-5,-10,-11, -15,-17,-20, -22	Nut, 10-32 Hex	
112627	7-27,-28	Nut, 2-56 Hex	
112634	7-25,-26	Spring	
114215	7-1	Post, Spring	
115122	7-10,-11	Washer, Felt	
119648	7-11,-18,-20, -22,-27,-28	Ring, Retaining	
119649	7-5,-16,-17, -25 thru -28	Ring, Retaining	
119651	7-4,-5,-10,-11, -16,-18,-22, -23,-25 thru -28,-30,-31,-32		
119652	7-5,-6,-10, -11,-13,-14, -16 thru -20, -25 thru -28, -30	Ring, Retaining	
119653	7-5,-9,-17,-18, -25 thru -28, -31,-32	Ring, Retaining	
119935	7-1	Lockwasher	
120824	7-13	Washer, Felt	

Table 7-1. Typing Unit - Continued

Part Number	Figure Number (s)	Description	Notes
121243	7-21,-24,-31, -32	Clamp, 3/16 ID Cable	
121245	7-27	Clamp, 5/16 ID Cable	
124177	7-22,-23	Lockwasher	
124681	7-4	Setscrew, 6-40	
125011	7-1,-4,-5,-6,-9, -10,-11,-13,-15, -16,-17,-20, -22,-23,-27, -28,-30 thru -33	Washer, Flat	
125015	7-1,-5,-6,-11, -21,-27,-31, -32	Washer, Flat	
125238	7-17	Spring	
125802	7-9,-17	Washer, Flat	
126241	7-23	Lockwasher	
126815	7-27,-28	Screw, 2-56 x 15/64 Hex	
130667	7-23	Lockwasher	
130683	7-22	Lockwasher	
135563	7-3	Jumper, 2-3/4" Green	
135716	7-14	Spring	
139555	7-17	Spring	
150000	7-12,-13	Drum, Clutch	
150001	7-13	Drum, Clutch	
150004	7-13	Cam, Code Bar Clutch	
150010	7-12	Plate, Retaining	
150013	7-12,-13	Disc, Adjusting	
150014	7-12	Disc, Adjusting	



Table 7-1. Typing Unit- Continued

Part Number	Figure Number (s)	Description	Notes
150021	7-13	Clutch Assembly, Code Bar	
150025	7-12	Clutch Assembly, Type Box	
150026	7-12,-13	Lever, Shoe Release	
150027	7-12	Lever, Shoe Release	
150029	7-12,-13	Wick, Felt	
150030	7-30	Roller, Bearing	
150033	7-12	Disc, 3-Stop	
150035	7-12	Disc, 3-Stop	
150038	7-30	Latch	
150039	7-30	Slide, Printing Arm	
150040	7-14,-28	Screw, 6-40 x 5/8 Fil	
150043	7-12,-13	Shoe, Secondary Clutch	
150044	7-12,-13	Shoe, Primary Clutch	
150045	7-12	Bearing, Clutch S. . . e	
150046	7-12	Bearing, Type Box Clutch	
150047	7-13	Bearing, Code Bar Clutch	
150048	7-20,-22	Spring	
150050	7-13	Spacer, Clutch	
150051	7-13	Cam, Eccentric	
150053	7-30	Bracket	
150054	7-30	Bail w/Roller	
150056	7-13	Arm	
150059	7-30	Bail	
150064	7-30	Stud	

Table 7-1. Typing Unit - Continued

Part Number	Figure Number(s)	Description	Notes
150065	7-30	Bracket, Stop	
150068	7-30	Arm	
150078	7-33	Nut, 4-40 Shoulder Hex	
150079	7-33	Stud	
150089	7-17, -21, -27, -28	Screw 4-40 x 1/2 Fil	
150091	7-12	Gear, 27T	
150096	7-4	Roller Arm, Pressure	
150175	7-18	Stud	
150184	7-17	Link	
150193	7-17	Hub	
150194	7-17	Plate	
150196	7-17	Bail	
150197	7-15	Stud	
150202	7-17	Gear, 18T	
150203	7-17	Retainer	
150206	7-15	Spacer, 0.412"	
150208	7-18	Bail, Left	
150214	7-5	Stud, Bearing	
150215	7-18	Block, Guide	
150218	7-18	Bushing	
150219	7-16	Screw, 4-40 x 1/2 Sq	
150224	7-16	Pulley	
150225	7-15	Rope, Draw Wire	
150228	7-17	Spacer, 0.035" Thk	

Table 7-1. Typing Unit - Continued

Part Number	Figure Number(s)	Description	Notes
150229	7-17	Retainer	
150230	7-30	Plate	
150232	7-18	Retainer, Oil	
150233	7-17	Roller	
150234	7-17	Roller	
150235	7-17	Slide, Transfer	
150237	7-16	Lever, Escapement	
150241	7-12,-13	Spring	
150244	7-12	Link	
150245	7-18	Bracket	
150247	7-18	Link	
150251	7-15	Wheel, Ratchet	
150255	7-16	Bushing	
150263	7-18	Bail	
150265	7-4	Shaft	
150266	7-4	Lever, Guide	
150267	7-4	Clamp	
150269	7-4	Roller, Pressure	
150270	7-4	Link	
150271	7-4	Arm, Release	
150274	7-4	Bracket, Clamp	
150288	7-29	Bracket	
150289	7-29	Stud	
150293	7-29	Plate, Retaining	
150301	7-29	Plate, Retaining	

Table 7-1. Typing Unit- Continued

Part Number	Figure Number (s)	Description	Notes
150302	7-29	Shim, 0.006" Thk	
150304	7-29	Bracket, Guide	
150310	7-26	Lever, Ribbon	
150311	7-25	Lever, Ribbon	
150318	7-9	Stud	
150335	7-26	Gear, 12T	
150336	7-17,-25 thru -28	Bushing	
150341	7-2	Post, Spring	
150342	7-9	Screw, 6-40 Shoulder	
150343	7-26	Lever	
150344	7-25	Lever	
150348	7-14	Shaft	
150349	7-14	Arm, Follower	
150350	7-14	Shaft	
150351	7-2	Stud, Eccentric	
150352	7-14	Bushing	
150353	7-2	Stud	
150355	7-14	Lever, Latch	
150356	7-14	Lever, Trip	
150358	7-14	Lever, Trip	
150361	7-14	Spacer, 0.277" Thk	
150363	7-10	Plate	
150364	7-12	Stud, Eccentric	
150365	7-10	Shaft, Rocker	
7-12			

Table 7-1. Typing Unit - Continued

Part Number	Figure Number (s)	Description	Notes
150366	7-10	Bracket	
150367	7-11	Bracket	
150369	7-10	Link, Left	
150370	7-11	Link, Right	
150377	7-5	Arm	
150380	7-11	Stud	
150382	7-10,-11	Block, Guide	
150383	7-10	Spacer, 0.149" Thk	
150384	7-11	Spacer, 0.245" Thk	
150386	7-10,-28	Link, Left Ribbon Drive	
150387	7-11,-27	Link, Right Ribbon Drive	
150392	7-5	Bail	
150395	7-10,-11	Screw, 6-40 Shoulder	
150396	7-10	Lever, Left	
150397	7-11	Lever, Right	
150398	7-6	Stud, Pivot	
150399	7-5	Shaft	
150401	7-10	Clamp	
150410	7-10	Stud	
150411	7-11	Washer, Flat	
150412	7-10	Arm, Left Follower	
150413	7-11	Arm, Right Follower	
150414	7-6	Bushing	
150419	7-6	Shaft	

Table 7-1. Typing Unit - Continued

Part Number	Figure Number(s)	Description	Notes
150420	7-11	Lever, Right	
150423	7-6	Stud, Pivot	
150425	7-10,-11	Lever, Lock	
150428	7-10	Lever, Left	
150429	7-10,-11	Stud, Eccentric	
150431	7-14	Lever, Trip	
150432	7-28	Washer, Flat	
150436	7-1,-17,-26	Bushing	
150444	7-14	Lever, Trip Shaft	
150447	7-19	Arm, Shift Lever Drive	
150450	7-19	Arm, Intermediate	
150452	7-19	Bearing	
150471	7-19	Stud	
150479	7-20,-22	Stud	
150481	7-19	Shaft	
150482	7-19	Plate	
150507	7-19	Spring	
150535	7-29	Spring, Compression	
150536	7-17	Spring	
150537	7-17,-29	Ball, Bearing	
150538	7-17	Cylinder, Dashpot	
150543	7-31,-32	Screw, 3-48 x 13/32 Fil	
150544	7-31,-32	Handle	
150545	7-2	Bracket, Right	
150546	7-2	Bracket, Left	

Table 7-1. Typing Unit - Continued

Part Number	Figure Number(s)	Description	Notes
150547	7-31,-32	Shaft	
150549	7-12	Collar	
150554	7-16	Plate	
150558	7-18	Spring, Torsion	
150559	7-18	Spring, Torsion	
150561	7-5	Arm	
150563	7-17	Spring	
150585	7-9	Bar, Line Feed	
150598	7-18	Track, Printing	
150642	7-9	Bellcrank	
150646	7-9	Screw	
150647	7-9	Eccentric	
150648	7-9	Eccentric	
150649	7-9	Washer, Spacing	
150650	7-9	Bushing	
150651	7-9	Gear, 28T	
150652	7-9	Screw, 4-40 x 37/64 Fil	
150654	7-1	Guide	
150666	7-9	Gear, 28T	
150668	7-17	Collar, Spacing	
150669	7-17	Shim, 0.002" Thk	
150670	7-17	Shim, 0.004" Thk	
150672	7-17	Bearing	
150673	7-17	Shaft, Spacing	

Table 7-1. Typing Unit - Continued

Part Number	Figure Number (s)	Description	Notes
150677	7-17	Pawl, Feed	
150678	7-17	Pawl, Feed	
150685	7-4	Plate	
150687	7-20,-22	Stud	
150689	7-31,-32	Block, Guide	
150694	7-17	Slide, Breaker	
150705	7-16	Bushing	
150709	7-16	Spacer	
150710	7-16	Screw, 6-40 x 1-1/4 Fil	
150712	7-15	Rope, Draw Wire	
150714	7-9	Bearing, Sleeve	
150715	7-9	Gear, 32T	
150718	7-9	Platen	
150719	7-9	Retainer	
150720	7-9	Retainer	
150721	7-16	Arm	
150722	7-16	Arm	
150728	7-16	Rail	
150731	7-17	Slide	
150732	7-17	Slide, Bottom	
150733	7-17	Slide, Top	
150738	7-17	Guide	
150746	7-17	Bushing	
150748	7-18	Stud	
150750	7-16	Plate	
7-16			



Table 7-1. Typing Unit - Continued

Part Number	Figure Number(s)	Description	Notes
150751	7-16	Block, Guide	
150752	7-18	Stud	
150753	7-18	Roller	
150754	7-18	Roller	
150755	7-18	Stud	
150758	7-18	Pulley	
150770	7-17	Bellcrank	
150771	7-17	Bellcrank	
150776	7-18	Lever, Lock	
150777	7-18	Bail, Right	
150781	7-5	Stud	
150796	7-15	Disc	
150798	7-15	Ratchet	
150800	7-16	Stud	
150803	7-4	Spring, Flat	
150804	7-4	Guide, Right Paper	
150805	7-16	Shim, 0.012" Thk	
150806	7-16	Plate	
150807	7-16	Oiler, Felt	
150809	7-9	Gear, 32T	
150811	7-11	Stud	
150815	7-4	Bushing	
150816	7-4	Lever	
150821	7-25	Spacer, 0.156" Thk	

Table 7-1. Typing Unit -Continued

Part Number	Figure Number (s)	Description	Notes
150824	7-11	Track	
150826	7-4	Guide, Left Paper	
150827	7-15	Drum, Spring	
150830	7-12	Bushing, Shoulder	
150831	7-12	Ring, Retaining	
150833	7-9	Platen Assembly	
150838	7-15	Ring, Retaining	
150841	7-12	Bearing	
150842	7-15	Drum Assembly, Spring	
150843	7-15	Plate, Hook	
150891	7-11	Block	
150895	7-14	Arm, Trip	
150903	7-6	Block, Left Paper Spindle	
150904	7-6	Block, Right Paper Spindle	
150907	7-6	Spindle, Paper	
150909	7-16	Screw, 6-40 Shoulder	
150910	7-7	Latch, Right	
150923	7-14,-18,-30	Washer, Felt	
150926	7-16	Washer, Felt	
150927	7-16	Oiler, Felt	
150929	7-16	Oiler, Felt	
150930	7-5	Washer, Felt	
150932	7-25,-26	Bushing, Shoulder	
150935	7-7	Latch, Left	
150937	7-26	Lever	

Table 7-1. Typing Unit- Continued

Part Number	Figure Number(s)	Description	Notes
150961	7-1	Bushing, Eccentric	
150970	7-12	Bearing, Ball	
150975	7-17	Cup, Dashpot	
150978	7-19,-21	Screw, 6-50 x 1-1/8 Fil	
150986	7-17	Pawl Assembly, Spacing	
150987	7-17	Spacer, 0.090" Thk	
150990	7-6,-19	Washer, Felt	
150992	7-4	Stud	
150998	7-9	Spacer, 0.020" Thk	
151073	7-9	Screw, 4-40 x 5/32 Fil	
151103	7-20,-22	Spring	
151152	7-16,-19,-27 thru -30	Screw, 4-40 x 3/16 Hex	
151222	7-17,-31,-32	Washer, Felt	
151336	7-22	Oiler	
151346	7-5,-6,-9,-12, -15,-17,-25	Screw, 6-40 x 3/8 Fil	
151442	7-10	Screw, 6-40 x 1/2 Hex	
151443	7-30	Eccentric	
151453	7-3	Nut, 10-32 Hex	
151602	7-10,-11	Plate	
151603	7-11,-21	Spacer	
151604	7-10,-11	Block, Guide	
151606	7-17	Screw, 10-32 x 1/4 Hex	
151610	7-3,-12,-30	Washer, Flat	

Table 7-1. Typing Unit - Continued

Part Number	Figure Number (s)	Description	Notes
151611	7-30	Bushing	
151612	7-30	Spacer	
151618	7-15,-29	Screw, 6-40 x 7/16 Fil	
151619	7-15	Bushing	
151625	7-18	Strip	
151627	7-6	Rod	
151629	7-14,-19	Nut, 6-40 Lug	
151630	7-1,-2,-3,-5,-6, -11,-12,-13, -16 thru -20, -22,-25,-28, -29,-30	Screw, 6-40 x 1/4 Hex	
151631	7-3,-15,-19,-21, -24,-27,-28	Screw, 6-40 x 5/16 Hex	
151632	7-10,-11,-12, -16	Screw, 6-40 x 3/8 Hex	
151637	7-2,-6,-9, -10,-15,-17, -25 thru -28, -31,-32	Screw, 4-40 x 1/4 Fil	
151640	7-13	Lever, Shoe Release	
151642	7-12,-13	Screw, 6-40 x 3/4 Fil	
151657	7-1,-2,-4,-5,-9, -11,-16,-17,-19, -20,-22,-25, -26,-29,-31, -32	Screw, 6-40 x 1/4 Fil	
151658	7-1,-6,-10,-15, -17,-19,-21, -24,-26,-27, -28,-31,-32	Screw, 6-40 x 5/16 Fil	
151659	7-2,-26	Screw, 6-40 x 1/2 Fil	
151661	7-17	Screw, 6-40 x 1 Fil	

Table 7-1. Typing Unit - Continued

Part Number	Figure Number(s)	Description	Notes
151668	7-19	Roller	
151683	7-33	Type Box Assembly, RE	
151685	7-6,-11,-12,-14, -15,-17	Screw, 6-40 x 5/16 Fil	
151686	7-4,-17,-21	Screw, 4-40 x 3/8 Fil	
151687	7-23	Screw, 4-40 x 7/16 Fil	
151688	7-12,-21,-32	Screw, 4-40 x 5/8 Fil	
151689	7-4,-13,-31,-32	Screw, 4-40 x 3/4 Fil	
151690	7-12	Screw, 10-32 x 5/16 Fil	
151692	7-2,-4,-5,-6, -14,-16,-17, -25,-30,-31, -32	Screw, 6-40 x 3/16 Fil	
151693	7-26	Screw, 6-40 x 9/16 Fil	
151695	7-30	Screw, 6-40 x 5/8 Fil	
151700	7-18	Screw, 6-40 Shoulder	
151701	7-20,-22	Spring, Torsion	
151702	7-31,-32	Nut, 4-40 Hex	
151703	7-4	Pin	
151709	7-30	Arm	
151714	7-20,-22	Spring	
151721	7-6,-19	Screw, 6-40 x 3/4 Hex	
151722	7-14,-16,-21, -24,-27	Screw, 6-40 x 3/16 Hex	
151723	7-17	Screw, 10-32 x 3/8 Hex	
151728	7-13	Spring	
151732	7-12,-23	Screw, 4-40 x 11/32 Fil	

Table 7-1. Typing Unit - Continued

Part Number	Figure Number(s)	Description	Notes
151734	7-11	Screw, 4-40 x 3/8 Hex	
151735	7-24	Screw, 4-40 x 5/16 Hex	
151736	7-12	Spring	
151737	7-12,-13	Screw, 4-40 x 11/64 Hex	
151738	7-33	Screw, Identification	
151739	7-31,-32	Screw, Identification	
151794	7-12	Washer, Spring	
151799	7-7	Modification Kit	
151880	7-11,-17	Nut, 4-40 Hex	
151938	7-33	Type Box Assembly, RN	
152089	7-32	Latch	
152121	7-32	Lever, Function	
152129	7-30	Spring	
152140	7-5	Bail	
152147	7-11	Bearing, Ball	
152255	7-29	Bar w/Retainer	
152256	7-29	Code Bar	
152257	7-29	Spring	
152298	7-32	Lever, Function	
152357	7-32	Stud	
152359	7-5	Arm	
152400	7-20	Plate, Selector Mounting	
152401	7-20,-22	Guide	
152402	7-20,-22	Guide, Selector Lever	

Table 7-1. Typing Unit - Continued

Part Number	Figure Number(s)	Description	Notes
152403	7-20	Bracket, Guide	
152404	7-20,-22	Bracket, Guide	
152406	7-20,-22	Bracket, Spring	
152407	7-20,-22	Lever, Spacing Lock	
152409	7-20,-22	Lever, Selecting	
152410	7-20,-22	Bail, Reset	
152411	7-20,-22	Lever, Push	
152412	7-20	Link	
152415	7-21	Stud, Adjusting	
152420	7-21	Lamination, Magnet	
152421	7-21	Bracket, Shield Mounting	
152423	7-21	Bracket, Armature Stop Mounting	
152425	7-21	Post, Spring	
152426	7-21	Nut, 6-40 Self-Locking	
152427	7-20,-22	Latch w/Hub	
152429	7-20,-22	Rack, Sector	
152430	7-20,-22	Plate Assembly, Range Finder	
152432	7-20,-22	Arm, Stop	
152436	7-20,-22	Knob, Range Scale	
152438	7-20,-22	Bail, Stop Arm	
152441	7-20,-22	Washer, Flat	
152445	7-20,-22	Spring, Compression	
152450	7-13	Cam, Selector	
152453	7-13	Clutch Assembly, Selector	

Table 7-1. Typing Unit - Continued

Part Number	Figure Number (s)	Description	Notes
		Cam	
152456	7-19	Holder, Wick	
152457	7-19	Wick, Felt	
152458	7-21	Shield, Terminal	
152461	7-21,-24,-31, -32	Bracket	
152462	7-21,-24,-31, -32	Latch, Right	
152463	7-21,-24	Latch, Left	
152464	7-21,-24	Insulator, 0.062" Thk	
152467	7-31,-32	Connector, 20 Pt Rcpt	
152468	7-31,-32	Cable w/Terminals	
152505	7-16	Stud	
152507	7-16	Roller, Detent	
152508	7-16	Bracket, Right	
152509	7-16	Bracket, Left	
152510	7-16	Lever, Detent	
152511	7-16	Guide	
152514	7-5	Bail	
152515	7-5	Lever, Space Trip	
152516	7-5	Slide	
152518	7-5	Bail	
152523	7-25 thru -28	Spring, Washer	
152524	7-25 thru -28	Bracket	
152525	7-25 thru -28	Hub	
152526	7-25,-27	Plate, Right	
7-24			



Table 7-1. Typing Unit - Continued

Part Number	Figure Number (s)	Description	Notes
152527	7-26,-28	Plate, Left	
152528	7-26,-28	Ratchet, Left Ribbon	
152529	7-25,-27	Ratchet, Right Ribbon	
152536	7-18	Bail	
152537	7-12	Clamp	
152538	7-17	Plate, Front	
152539	7-4	Guide	
152545	7-5	Lever	
152547	7-31,-32	Shaft	
152548	7-29	Bar, Shift	
152550	7-10	Clamp	
152551	7-29	Code Bar, No. 4 & No. 5	
152552	7-29	Code Bar, No. 3	
152563	7-5	Bracket	
152571	7-26	Spacer	
152572	7-29	Bracket	
152573	7-13	Retainer	
152574	7-29	Plate	
152575	7-29	Bracket	
152576	7-29	Bracket	
152579	7-16	Track	
152582	7-26	Shaft	
152583	7-19	Bearing, Sleeve	
152584	7-19	Lever	

Table 7-1. Typing Unit - Continued

Part Number	Figure Number(s)	Description	Notes
152585	7-19	Lever	
152586	7-17	Bracket	
152589	7-10	Clamp	
152592	7-16	Guide	
152593	7-11	Housing, Bearing	
152594	7-15	Terminal	
152595	7-16	Slide	
152596	7-17	Slide, Shift	
152603	7-11	Carriage Assembly	
152606	7-16	Rail Assembly, Oscillating	
152614	7-16	Track Assembly	
152629	7-25 thru -28	Washer, Friction	
152634	7-17	Washer, Flat	
152635	7-19	Lever, No. 1 Transfer	
152636	7-19	Lever, No. 2 Transfer	
152637	7-19	Lever, No. 3 Transfer	
152638	7-19	Lever, No. 4 Transfer	
152639	7-19	Lever, No. 5 Transfer	
152640	7-19	Lever, No. 6 Transfer	
152641	7-31,-32	Lever, Function	
152642	7-31,-32	Lever, Function	
152644	7-26	Bracket	
152646	7-26	Lever, Left Reversing	
152647	7-25,-27	Lever, Right Reversing	
152648	7-25	Stud	

Table 7-1. Typing Unit - Continued

Part Number	Figure Number (s)	Description	Notes
152651	7-31,-32	Plate, Guide	
152652	7-31,-32	Bar, Guide	
152653	7-31,-32	Pawl, Function	
152659	7-31,-32	Lever, Function	
152660	7-31,-32	Plate, Spring	
152662	7-19	Shaft	
152663	7-19	Guide	
152665	7-31,-32	Bar, Function	
152666	7-31,-32	Bar, Function	
152667	7-31,-32	Bar, Function	
152668	7-31,-32	Bar, Function	
152669	7-31,-32	Bar, Function	
152671	7-31,-32	Bar, Function	
152675	7-32	Bar, Function	
152704	7-32	Bar, Function	
152723	7-4	Spring	
152725	7-4	Spring	
152726	7-14	Bushing	
152818	7-26	Lever, Left Detent	
152819	7-25	Lever, Right Detent	
152820	7-26,-28	Lever, Left Feed	
152821	7-25	Lever, Right Feed	
152823	7-26	Bracket, Left	
152824	7-25	Bracket, Right	

Table 7-1. Typing Unit - Continued

Part Number	Figure Number(s)	Description	Notes
152826	7-25 thru -28	Pin, Detent	
152827	7-26	Bracket, Left Spool	
152828	7-25,-26	Bracket Right Spool	
152831	7-2	Clip	
152832	7-4	Shaft, Paper Straightener	
152834	7-25,-26	Spring, Torsion	
152871	7-9	Spring	
152887	7-12,-13	Screw, 4-40 x 1/2 Hex	
152889	7-31,-32	Plate, Retaining	
152890	7-17,-23	Washer, Flat	
152891	7-20,-22	Spring	
152893	7-5,-10,-20, -22,-27,-28	Screw, 4-40 x 1/4 Hex	
153172	7-16	Spring	
153173	7-16	Plate, Clamp	
153174	7-16	Link, Left	
153175	7-16	Link, Right	
153180	7-16	Link, Right	
153181	7-16	Link, Left	
153183	7-16	Slide	
153184	7-21	Post	
153235	7-12	Plate	
153236	7-12	Gear, 42T	
153255	7-5	Bail	
153256	7-17	Bracket	

Table 7-1. Typing Unit - Continued

Part Number	Figure Number(s)	Description	Notes
153291	7-31,-32	Arm	
153292	7-13	Plate	
153293	7-13	Spacer, Clutch	
153294	7-31,-32	Cam	
153295	7-31,-32	Shaft	
153296	7-13	Eccentric	
153298	7-31,-32	Bracket, Right	
153299	7-31,-32	Bracket, Left	
153300	7-13	Arm	
153301	7-31,-32	Arm	
153302	7-32	Blade, Stripper	
153303	7-32	Slide, Stripper	
153304	7-2	Bushing, Shoulder	
153305	7-5	Spring, Torsion	
153310	7-5	Bail	
153311	7-5	Arm	
153312	7-2	Lever	
153314	7-5	Bracket	
153315	7-29	Bracket	
153319	7-29	Code Bar	
153321	7-29	Bracket, Tie	
153322	7-31,-32	Guide	
153323	7-13	Ring, Spacer	
153335	7-18	Plate	
153337	7-18	Bushing	

Table 7-1. Typing Unit—Continued

Part Number	Figure Number(s)	Description	Notes
153340	7-18	Spring, Left Torsion	
153341	7-18	Spring, Right Torsion	
153367	7-14	Arm	
153368	7-14	Bail, Follower	
153382	7-5	Bail, Transfer	
153383	7-5	Arm, Bail Extension	
153435	7-31	Bar, Function	
153437	7-31,-32	Bar, Function	
153442	7-6	Screw, 10-32 x 7/16 Hex	
153489	7-20,-22	Detent	
153530	7-11	Plate	
153531	7-11	Plate, Adjusting	
153532	7-11	Screw	
153534	7-1	Washer, Flat	
153538	7-27	Screw, 6-40 x 7/16 Hex	
153550	7-6	Link	
153553	7-6	Roller	
153558	7-6	Link	
153569	7-14	Arm, Trip	
153573	7-6	Bail	
153576	7-13	Cam, Function	
153577	7-6	Washer, Felt	
153581	7-31,-32	Handle	
153582	7-5	Screw	

Table 7-1. Typing Unit - Continued

Part Number	Figure Number(s)	Description	Notes
153583	7-14	Lever, Trip	
153584	7-14	Lever, Latch	
153586	7-2	Guide	
153587	7-2	Guide	
153598	7-32	Pawl, Function	
153600	7-29	Bracket, Spring	
153601	7-32	Bushing, Shoulder	
153602	7-32	Plate	
153604	7-32	Pawl, Function	
153609	7-31,-32	Roller	
153631	7-27,-28	Network, Spark Suppression	
153634	7-4	Collar	
153644	7-31,-32	Stud	
153670	7-32	Lever, Function	
153799	7-12,-23	Screw, 4-40 x 21/64 Hex	
153806	7-14	Spring	
153810	7-11	Guide, Ribbon	
153815	7-13	Clutch Assembly, Function	
153817	7-16,-17	Screw, 4-40 x 3/8 Hex	
153819	7-29	Lockwasher	
153820	7-30	Frame, Printing Carriage	
153823	7-13	Collar	
153824	7-13	Clamp	
153839	7-6,-11,-14, -21,-24	Screw, 6-40 x 3/8 Hex	

Table 7-1. Typing Unit- Continued

Part Number	Figure Number (s)	Description	Notes
153841	7-10	Screw, 6-40 x 9/16 Hex	
153944	7-15	Drum Assembly, Universal Spacing	
154127	7-1	Nut, 6-40 Hex	
154253	7-17	Stud	
154310	7-15	Spring	
154332	7-25,-26	Shaft	
154333	7-25,-26	Roller	
154354	7-16	Slide	
154356	7-11	Bail	
154380	7-29	Bracket w/Post	
154389	7-17	Cam, Eccentric	
154613	7-31,-32	Latch	
154614	7-12	Cam, Spacing	
154620	7-20,-22	Wick, Leather	
154621	7-20,-22	Retainer, Wick	
154622	7-20,-22	Lubricator	
154623	7-15	Ring, Retaining	
154624	7-15	Ring w/Roller	
154626	7-15	Ring	
154627	7-15	Drum, Spacing	
154638	7-30	Spring	
154645	7-6	Spacer	
154650	7-29	Clip	
154688	7-6	Spring	



Table 7-1. Typing Unit - Continued

Part Number	Figure Number(s)	Description	Notes
154694	7-12,-13	Disc, Clutch Cam	
154872	7-2	Bracket	
154971	7-31	Stunt Box Assembly, AY	
155044	7-13	Spacer	
155047	7-13	Disc	
155066	7-31,-32	Cable	
155081	7-17	Post, Spring	
155090	7-20,-22	Lubricator Assembly	
155096	7-20,-22	Plate, Range Finder Mounting	
155099	7-31,-32	Screw, 6-40 Shoulder	
155129	7-31,-32	Bar, Function	
155586	7-19	Bracket	
155587	7-19	Link w/Stud, Shift Lever	
155589	7-19	Plate w/Stud	
155701	7-33	Type Box Assembly, WY	
155751	7-2,-28,-31 -32	Sleeve, 1/8 ID x 1" Lg Insulating	
155753	7-24,-31,-32	Sleeve, 1/8 ID x 1/2" Lg Insulating	
155755	7-2	Sleeve, 11/64 ID x 5/8" Lg Insulating	
155796	7-19	Shaft	
155864	7-6	Shaft, Cam	
155865	7-6	Stud	
155933	7-31,-32	Plate, Guide	
155934	7-31,-32	Plate	

Table 7-1. Typing Unit- Continued

Part Number	Figure Number(s)	Description	Notes
155935	7-31,-32	Fork w/Post	
155938	7-31,-32	Slide	
155939	7-31,-32	Slide	
156093	7-9	Washer, Felt	
156536	7-20,-22	Screw, 4-40 x 1/8 Fil	
156558	7-27,-28	Washer, Felt	
156572	7-30	Washer, Felt	
156574	7-1	Post, Spring	
156632	7-15	Screw, 6-40 x 13/32 Hex	
156880	7-2	Jumper, 2-3/8" Black	
156881	7-2	Jumper, 1-1/2" Black	
157194	7-21	Retainer, Spring	
157237	7-21	Shield, Terminal	
157238	7-33	Spring	
157240	7-31,-32	Spring	
157241	7-6	Bracket, Roller	
157261	7-20,-22	Shaft, Stop Arm	
157274	7-32	Clip	
157289	7-4	Bar, Cross	
157290	7-4	Bail, Pressure	
157291	7-4	Guide, Rear Paper	
157506	7-12	Clutch Assembly, Line Feed	
157512	7-29	Bracket Assembly, Detent	
157514	7-8	Modification Kit	
7-34			

Table 7-1. Typing Unit- Continued

Part Number	Figure Number(s)	Description	Notes
157600 thru 157649	7-33	Pallet, Type	
157659	7-33	Pallet, Type	
157663 thru 157675	7-33	Pallet, Type	
157887	7-31,-32	Arm, No Contact	
157972	7-17	Bellcrank	
157973	7-8	Extension, Transfer	
157979	7-26	Link, Toggle	
157990	7-5	Bracket w/Bearing	
157991	7-5	Stud	
158286	7-3	Transformer	
158335	7-17	Stud	
158352	7-14	Bail, Trip	
158353	7-14	Bail, Stop	
158354	7-14	Arm, Extension	
158365	7-6	Blade, Reset	
158777	7-23	Holder, Screw	
159341	7-10,-13	Bearing, Ball	
159611	7-2,-3	Bell	
160182	7-21	Bracket w/Button	
160184	7-21	Plate, Stop	
160186	7-21	Bushing, Shoulder	
160576	7-31	Slide, Stripper	

Table 7-1. Typing Unit - Continued

Part Number	Figure Number (s)	Description	Notes
160577	7-31	Blade, Stripper	
160843	7-14	Spring	
160944	7-18	Washer, Felt	
161342	7-20,-22	Lever, Start	
161346	7-25 thru -28	Washer, Felt	
161347	7-6,-17,-18	Washer, Felt	
162059	7-31,-32	Lever, Function	
162573	7-12	Retainer	
162728	7-5	Arm	
162729	7-5	Bar, Guide	
162765	7-22	Bracket	
163590	7-12	Gear, 60T	
163776	7-1	Stop	
163778	7-1	Stud	
163783	7-1	Lever w/Stud	
163787	7-1	Bail, Detent	
163788	7-4	Bracket, Guide	
163790	7-1,-2,-22	Frame, Right	
163791	7-1,-2	Frame, Left	
163948	7-1	Gear, 28T	
163949	7-1	Bushing	
163951	7-1	Gear w/Shaft, 28T	
163954	7-1	Handwheel	
163958	7-1	Washer, Flat	
163960	7-1	Bushing	

Table 7-1. Typing Unit - Continued

Part Number	Figure Number(s)	Description	Notes
164219	7-1	Arm w/Hub	
164220	7-1	Spring, Torsion	
164221	7-1	Handwheel Assembly	
164313	7-30	Bracket	
164316	7-16	Plate, Clamp	
164386	7-21	Bracket, Magnet Mounting	
164598	7-23	Screw, 4-40 x 1/2 Hex	
164611	7-1	Guard	
170062	7-17	Bail	
170063	7-17	Lever	
170066	7-29	Code Bar	
170067	7-13	Washer, Spacing	
170078	7-18	Arm Assembly, Locklever	
170079	7-18	Arm w/Hub	
170118	7-19	Bracket	
170123	7-19	Bracket, Retaining	
171954	7-23	Shielding, Connector Blue	
172502	7-31,-32	Switch Assembly	
172591	7-31,-32	Spring, Contact Arm	
172593	7-31,-32	Plate, Contact	
172597	7-31.-32	Block, Contact	
179396	7-33	Plate, Front Type Box	
179397	7-33	Plate, Rear Type Box	
179451	7-18	Plate, Right	

Table 7-1. Typing Unit - Continued

Part Number	Figure Number (s)	Description	Notes
179452	7-18	Plate, Left	
179675	7-28	Bracket	
179676	7-28	Lever, Left Guide	
179677	7-27,-28	Shaft, Ribbon Spool	
179678	7-27,-28	Lever	
179680	7-28	Bail, Left Lifter	
179681	7-27,-28	Post	
179682	7-28	Bail, Left Roller	
179684	7-27,-28	Lever	
179686	7-27	Bracket, Right	
179687	7-27	Lever, Right Guide	
179689	7-28	Bracket, Left	
179690	7-28	Plate	
179691	7-28	Bracket, Left	
179692	7-27,-28	Spacer	
179693	7-27	Bail, Right Lifter	
179694	7-27	Bail, Right Roller	
179695	7-28	Bracket, Left Magnet	
179696	7-28	Bracket, Left Hinge	
179697	7-28	Lever, Left Stop	
179698	7-27,-28	Armature	
179699	7-27,-28	Shaft	
179700	7-27	Bracket, Right Hinge	
179701	7-27	Lever, Right Stop	
179702	7-27	Bracket, Right Magnet	

Table 7-1. Typing Unit - Continued

Part Number	Figure Number (s)	Description	Notes
179703	7-27	Bracket	
179704	7-27	Shaft, Right	
179708	7-27	Plate, Adjusting	
179718	7-28	Cable	
179724	7-1,-27,-28	Modification Kit	
179999	7-25 thru -28	Bail Spring	
181284	7-12,-13	Spring	
183104	7-10,-11	Spring	
192518	7-29	Codebar, Suppression	
192567	7-18	Link, Right Drive	
192997	7-28	Bracket	
193936	7-32	Modification Kit	
193937	7-32	Plate, Shift	
193938	7-32	Slide, Blocking	
194144	7-12	Clutch ASsembly, Spacing	
194152	7-12	Plate, Clamp	
195150	7-28	Lever, Reversing	
195251	7-21	Armature, Selector	
195351	7-13	Shaft, Main	
195352	7-2	Bracket, Signal Bell	
195353	7-2	Cable	
195354	7-12	Cam, Eccentric	
195593	7-1	Lever	
195594	7-1	Lever	

Table 7-1. Typing Unit - Continued

Part Number	Figure Number (s)	Description	Notes
197844	7-32	Stunt Box Assembly, AJF	
197845	7-32	Stunt Box Assembly, AJG	
197996	7-27,-28	Roller, Front	
198584	7-2,-3	Insulator, Bell	
199410	7-18	Arm	
199437	7-12	Cam	
199438	7-12	Hub	
199439	7-12	Bearing	
199440	7-12,-13	Screw, 6-40 x 5/8 Fil	
199823	7-32	Plate, Identification	
304396	7-1	Plate, Stop	
304740	7-30	Head, Print Hammer	
305031	7-1	Gear w/Shaft, 28T	
305033	7-1	Handwheel	
305034	7-1	Arm w/Hub	
305050	7-1	Handwheel Assembly	
306755	7-20,-22	Lever, Marking Lock	
311691	7-23	Bushing, Shoulder	
311718	7-23	Bushing, Shoulder	
319200	7-24	Set of Parts	
319202	7-23	Insulator	
319204	7-22,-23	Selector Assembly	
319207	7-23	Cover	
319208	7-23	Post	
319209	7-23	Plate, Nut	



Table 7-1. Typing Unit - Continued

Part Number	Figure Number (s)	Description	Notes
319211	7-23	Bracket, Coil Mounting	
319212	7-23	Bracket w/Button	
319213	7-23	Bushing	
319214	7-23	Screw, 6-40 Spl	
319215	7-23	Anchor, Spring	
319216	7-23	Wedge	
319217	7-23	Screw, Adjusting	
319219	7-23	Base w/Bushing	
319220	7-23	Armature	
319221	7-23	Spring	
319223	7-23	Lamination, Magnet	
319225	7-22,-23	Plate, Selector Mounting	
319226	7-22	Link	
319227	7-22	Link	
319228	7-22	Post	
319229	7-22	Screw, 4-40 Shoulder	
319230	7-23	Magnet Assembly	
319231	7-24	Post	
319238	7-23	Nut, 12-32 Hex	
319240	7-23,-24	Cable Assembly	
319241	7-22	Washer, Captive	
319242	7-23	Bushing, Slotted	
319243	7-23	Strip, 5" Shielded	
319246	7-23	Bushing	

Table 7-1. Typing Unit - Continued

Part Number	Figure Number(s)	Description	Notes
319248	7-23	Strap	
320408	7-2,-31,-32	Terminal, Spade Type	
320418	7-3	Terminal, Ring Type	
321234	7-24	Bracket, Connector Mounting	
321235	7-23	Connector, 3 Pt Plug	
321236	7-23	Coupling, Connector	
321237	7-23	Nut, 3/8-32 Spl	
321238	7-23	Sleeve	
324142	7-23	Connector, 3 Pt Rcpt	
324498	7-3	Bracket, Signal Bell	
330530	7-3	Bracket	
330977	7-1	Handwheel Assembly	
330978	7-1	Handwheel	
333118	7-3	Jumper	
333132	7-3	Plate	
343938	7-5	Arm, Slide	
343939	7-5	Bracket, Spring	
344287	7-5	Set of Parts	
344958	7-30	Spring	

Table 7-2. Keyboard (KSR)/Base (RO) Unit

Part Number	Figure Number(s)	Description	Notes
259M	7-49	Coil, Magnet	
278M	7-52	Coil, Magnet	
1028	7-49	Screw, 4-40 x 1/4 Fil	
1157	7-34,-37	Screw, 8-32 x 1/2 Fil	
1178	7-39	Screw, 2-56 x 7/16 Fil	
1210	7-35	Screw, 2-56 x 5/8 Fil	
2034	7-49	Washer, Flat	
2191	7-35,-36,-39, -42,-44,-46 thru -49,-50, -51,-52,-55	Lockwasher	
2422	7-44	Lockwasher	
2539	7-48	Nut, 3/8-32 Hex	
2669	7 -34,-35,-36 -51	Lockwasher	
3438	7-35,-36	Washer, Flat	
3595	7-51	Nut, 1/4-32 Hex	
3598	7-35,-36,-44, -46 -47	Nut, 6-40 Hex	
3599	7-35,-39,-50, -55	Nut, 4-40 Hex	
3640	7-35,-36,-42, -48,-49,-52	Lockwasher	
3646	7-35 thru -37	Lockwasher	
3650	7-49	Washer, Flat	
3870	7-49	Spring	
4703	7-51,-52	Spring	
6970	7-46	Nut, 3/8-32 Hex	

Table 7-2. Keyboard (KSR)/Base (RO) Unit-Continued

Part Number	Figure Number (s)	Description	Notes
7002	7-35,-36,-39, -42,-43,-44, -46,-47,-49, -50,-51	Washer, Flat	
7603	7-52	Spring	
7634	7-49	Spring	
7965	7-35,-36	Spring	
8330	7-42	Washer, Flat	
8449	7-35,-36	Spacer, 0.094" Thk	
27425	7-54	Screw, 2-56 x 5/32 Fil	
31636	7-39	Spring	
41663	7-40	Washer, Flat	
42823	7-48,-53	Washer, Flat	
45815	7-37,-43	Lockwasher	
49514	7-38	Nut, 8-32 Hex	
55669	7-35	Spring	
60669	7-42	Spring	
70072	7-36	Lockwasher	
71073	7-39,-50	Washer, Flat	
73175	7-34,-48	Lockwasher	
76099	7-46	Washer, Flat	
76474	7-34	Nut, 10-32 Hex	
78533	7-39	Spring	
78824	7-39	Spring	
80581	7-40	Spring	
82392	7-52	Shim, 0.004" Thk	

Table 7-2. Keyboard (KSR)/Base (RO) Unit - Continued

Part Number	Figure Number(s)	Description	Notes
84575	7-45,-47	Spring	
86079	7-49	Washer, Felt	
86774	7-46	Screw, 6-40 Shoulder	
90573	7-39	Spring	
90790	7-46,-49	Washer, Flat	
90951	7-39	Lockwasher	
91228	7-35,-36	Strap, 2-1/2" Braided	
92260	7-36,-37	Lockwasher	
92527	7-38	Lockwasher	
93117	7-35,-36,-42, -53	Lockwasher	
93118	7-50	Lockwasher	
93356	7-49	Washer, Felt	
94660	7-38	Connector	
97394	7-35,-36	Screw, 6-40 Shoulder	
98601	7-35	Spacer, 0.312" Thk	
98726	7-47	Screw, 3-48 x 1/4 Fil	
98832	7-47	Screw, 4-40 x 11/16 Fil	
99082	7-35,-36	Screw, 8-32 x 11/16 Hex	
99222	7-44	Spring, Compression	
101633	7-47,-51	Washer, Flat	
101796	7-42,-43	Washer, Felt	
102057	7-35,-36	Screw, 4-40 Shoulder	
105028	7-49	Wick, Felt	
107256	7-35,-36	Setscrew, 4-40	

Table 7-2. Keyboard (KSR)/Base (RO) Unit- Continued

Part Number	Figure Number(s)	Description	Notes
110435	7-35,-36	Nut, 4-40 Hex	
110743	7-39,-42,-47, -48,-50,-52, -53, -55	Lockwasher	
111017	7-46,-47,-50	Screw, 6-40 x 5/16 Fil	
112626	7-35,-36	Nut, 10-32 Hex	
112627	7-44	Nut, 2-56 Hex	
114858	7-36,-37,-47, -55	Connector, 6 Pt Receptacle	
115122	7-39	Washer, Felt	
115358	7-40,-42	Fuse, 1 Amp	
116549	7-53	Pin	
116783	7-36,-40,-42	Holder, Fuse	
117608	7-40	Nut, Speed	
119648	7-42,-47	Ring, Retaining	
119649	7-44,-49	Ring, Retaining	
119651	7-35,-36,-39 -44	Ring, Retaining	
119652	7-35,-36,-40, -46	Ring, Retaining	
119653	7-45,-49,-52, -54	Ring, Retaining	
119655	7-46	Ring, Retaining	
120824	7-48	Washer, Felt	
121125	7-49	Washer, Spring	
121242	7-50,-55	Clamp, 1/8 ID Cable	
121243	7-46	Clamp, 3/16 ID Cable	
121244	7-49,-51,-55	Clamp, 1/4 ID Cable	
7-46			

Table 7-2. Keyboard (KSR)/Base (RO) Unit - Continued

Part Number	Figure Number(s)	Description	Notes
121247	7-47	Clamp, 7/16 ID Cable	
121248	7-47	Clamp, 1/2 ID Cable	
121584	7-42	Screw, 6-40 Shoulder	
124220	7-37,-55	Pin, Drive	
124516	7-34	Grommet, Rubber	
125011	7-39,-44,-47, -49,-52	Washer, Flat	
125015	7-49,-51,-52	Washer, Flat	
125112	7-50	Screw, 2-56 x 1/8 Fil	
125126	7-44	Screw, 2-56 x 9/32 Fil	
125170	7-38	Screw, 8-32 x 5/16 Fil	
125178	7-43	Screw, 6-40 Shoulder	
125181	7-35,-36,-42	Screw, 2-56 x 3/8 Fil	
125268	7-35,-36	Spring	
125802	7-47	Washer, Flat	
126241	7-50	Lockwasher	
128357	7-42,-44	Ring, Retaining	
129290	7-53	Disc, Adjusting	
129292	7-53	Lever, Clutch Shoe	
129661	7-47,-51	Hub	
129919	7-36,-40,-42	Fuse, SL-BL 4 Amp	
130130	7-35,-36	Screw, 4-40 Shoulder	
130499	7-46,-51	Bearing, Ball	
130667	7-51	Lockwasher	
135563	7-55	Jumper, 2-3/4" Green	

Table 7-2. Keyboard (KSR)/Base (RO) Unit -Continued

Part Number	Figure Number(s)	Description	Notes
142379	7-46	Pin, Roll	
142898	7-42	Connector, 24 Pt Plug	
142899	7-47	Connector, 24 Pt Rcpt	
143097	7-53	Ring, Retaining	
145313	7-46	Washer, Felt	
145321	7-42	Tie, Cable	
145365	7-46	Pinion, 20T	
145366	7-46	Gear, 56T	
145367	7-46	Shaft, Drive	
145368	7-46	Gear, 27T	
145370	7-46	Gear, 42T	
145372	7-46	Shaft	
145373	7-46	Gear, 66T	
145375	7-46	Gear, 63T	
145376	7-46	Gear, 48T	
145381	7-46	Washer, Thrust	
145383	7-46	Key	
145384	7-46	Pin, Guide	
145385	7-46	Spring, Compression	
145386	7-46	Sleeve	
145389	7-46	Shaft, Idler	
145390	7-46	Pinion, 25T	
145393	7-46	Bushing	
148157	7-40	Knob, Gray	



Table 7-2. Keyboard (KSR)/Base (RO) Unit - Continued

Part Number	Figure Number (s)	Description	Notes
150000	7-53	Drum, Clutch	
150013	7-48	Disc, Adjusting	
150026	7-48	Lever, Shoe Release	
150029	7-48,-53	Wick, Felt	
150040	7-48	Screw, 6-40 x 5/8 Fil	
150043	7-48,-53	Shoe, Secondary Clutch	
150044	7-48,-53	Shoe, Primary Clutch	
150241	7-48,-53	Spring	
150351	7-51	Stud, Eccentric	
150507	7-42	Spring	
150966	7-46,-47,-50	Insulator, Terminal	
151080	7-35	Washer, Flat	
151113	7-35,-36	Strip, Mounting	
151146	7-35,-36	Strap, Mounting	
151152	7-39,-42,-47, -49, -52	Screw, 4-40 x 3/16 Hex	
151234	7-39	Ratchet, 27T	
151235	7-39	Ratchet, 28T	
151236	7-39	Hub	
151237	7-39	Spring, Flat	
151240	7-39	Pawl, Latch	
151241	7-39	Lever, Latching	
151245	7-46	Washer, Felt	
151249	7-41	Keytop	
151250	7-41	Keytop	

Table 7-2. Keyboard (KSR)/Base (RO) Unit-Continued

Part Number	Figure Number(s)	Description	Notes
151329	7-39	Switch, Sensitive	
151335	7-46,-47	Stud	
151398	7-42	Spring	
151415	7-46,-47,-50	Block Terminal	
151416	7-46,-47,-50	Nut, 6-40 Hex	
151572	7-47,-51	Lockwasher	
151574	7-42,-43	Grommet, Rubber	
151606	7-51	Screw, 10-32 x 1/4 Hex	
151610	7-46,-51	Washer, Flat	
151629	7-42	Nut, 6-40 Lug	
151630	7-35,-36,-46 -48 thru -52	Screw, 6-40 x 1/4 Hex	
151631	7-46,-47,-48, -50,-51,-52	Screw, 6-40 x 5/16 Hex	
151632	7-44,-46,-49, -51	Screw, 6-40 x 3/8 Hex	
151637	7-35,-36	Screw, 4-40 x 1/4 Fil	
151657	7-47,-51	Screw, 6-40 x 1/4 Fil	
151658	7-46	Screw, 6-40 x 5/16 Fil	
151659	7-47,-51	Screw, 6-40 x 1/2 Fil	
151694	7-46	Screw, 6-40 x 11/32 Fil	
151721	7-47	Screw, 6-40 x 3/4 Hex	
151722	7-35,-36,-37, -49,-50	Screw, 6-40 x 3/16 Hex	
151723	7-35,-36,-37	Screw, 10-32 x 3/8 Hex	
151728	7-53	Spring	
151737	7-48,-49,-53	Screw, 4-40 x 11/64 Hex	
7-50			

Table 7-2. Keyboard (KSR)/Base (RO) Unit - Continued

Part Number	Figure Number(s)	Description	Notes
151827	7-46,-47	Strap, Terminal	
151879	7-39	Stud	
151880	7-47	Nut, 4-40 Hex	
151885	7-39	Plate, Nut	
151886	7-39	Stud	
151988	7-49	Modification Kit	
151989	7-38	Suppressor, Elec Noise	
152466	7-35,-36,-37, -55	Connector, 20 Pt Plug	
152887	7-53	Screw, 4-40 x 1/2 Hex	
152891	7-52	Spring	
152893	7-47,-49	Screw, 4-40 x 1/4 Hex	
153304	7-51	Bushing, Shoulder	
153539	7-42	Screw, 6-40 x 11/16 Hex	
153577	7-46	Washer, Felt	
153631	7-47	Network, Spark Suppression	
153819	7-47	Lockwasher	
153841	7-47	Screw, 6-40 x 9/16 Hex	
154047	7-51	Post, Spring	
154084	7-39	Bearing, Needle	
154208	7-35	Bracket, Switch	
154694	7-48	Disc, Clutch Cam	
155099	7-36	Screw, 6-40 Shoulder	
155750	7-35,-36,-37, -42,-47,-55	Sleeve, 3/32 ID x 1/2" Lg Insulating	

Table 7-2. Keyboard (KSR)/Base (RO) Unit - Continued

Part Number	Figure Number(s)	Description	Notes
155753	7-36,-42,-55	Sleeve, 1/8 ID x 1/2" Lg Insulating	
155755	7-36,-42,-55	Sleeve, 11/64 ID x 5/8" Lg Insulating	
155859	7-37,-55	Screw, 4-40 Spl	
155861	7-37,-55	Lockwasher	
156532	7-49	Core	
156740	7-51	Screw, 6-40 x 7/32 Hex	
157184	7-42,-51	Washer, Felt	
157195	7-50	Stud	
157987	7-43	Washer, Insulating	
158163	7-35	Switch, Sensitive	
158164	7-35	Lever w/Hub	
158250	7-46	Block, Terminal	
158252	7-46	Insulator, Terminal Block	
158745	7-46,-48,-51	Clamp, Bearing	
158751	7-49	Plate, Clutch Trip	
158757	7-49	Hinge, Mounting	
158758	7-49	Shaft	
158760	7-49	Post, Spring	
158761	7-49	Bail, Armature	
158766	7-47	Screw, 6-40 Contact	
158767	7-47	Guide, Lever	
158768	7-47	Terminal	
158770	7-47	Terminal, Spring Holder	
158777	7-47	Holder, Screw	

Table 7-2. Keyboard (KSR)/Base (RO) Unit - Continued

Part Number	Figure Number(s)	Description	Notes
158778	7-47	Post, Spring	
158779	7-47	Lever, Cam Follower	
158780	7-47	Guide	
158781	7-47	Rocker, Contact	
158788	7-48	Clamp, Bearing	
158797	7-48	Drum, Clutch	
158807	7-36	Screw, 3-48 x 11/64 Fil	
158850	7-48	Bearing, Sleeve	
158883	7-47	Spring, Compression	
158895	7-48	Clip	
158896	7-49	Lever, Latch	
158926	7-48	Screw, 4-40 x 7/32 Hex	
159003	7-52	Core	
159287	7-46	Retainer, Pinion	
159341	7-46,-48	Bearing, Ball	
159800	7-47	Spring	
159805	7-36	Washer, Flat	
159980	7-39	Post, Spring	
160087	7-52	Post, Spring	
160455	7-49	Spring	
161301	7-46	Post	
161347	7-39	Washer, Felt	
161440	7-52	Spring	
161837	7-49	Bracket	

Table 7-2. Keyboard (KSR)/Base (RO) Unit - Continued

Part Number	Figure Number (s)	Description	Notes
161912	7-40	Switch, SP-ST	
161922	7-46	Post	
162333	7-35, -36	Stud, Locating	
162659	7-46	Retainer	
162886	7-44	Screw, 4-40 x 7/32 Hex	
163327	7-45, -54	Ring, Retaining	
164974	7-48	Plate, Retaining	
164975	7-48	Shaft w/Bearing	
164976	7-47	Plate	
164977	7-47	Shaft, Lever	
164981	7-49	Lever, Trip	
164982	7-49	Lever, Trip	
164984	7-47	Block Assembly	
165082	7-46	Clamp, Cable	
165083	7-46	Keeper, Clamp	
172760	7-49	Armature	
172961	7-36	Screw, 6-40 Stop	
174250	7-46	Pin, Roll	
174452	7-51	Spacer, 0.085" Thk	
174506	7-47	Block, Contact	
174570	7-36	Switch	
174588	7-36	Actuator, Switch	
176326	7-47, -51	Screw, 10-32 Shoulder	
176722	7-47, -49	Plate, Mounting	
178332	7-47	Bracket	
7-54			

Table 7-2. Keyboard (KSR)/Base (RO) Unit - Continued

Part Number	Figure Number(s)	Description	Notes
178535	7-47	Network, Spark Suppression	
178707	7-42	Bumper, Rubber	
178839	7-40	Nut, 11/32-32 Hex	
179782	7-47	Screw, 6-40 x 7/8 Hex	
180000	7-42,-45	Frame, Keyboard	
180002	7-45	Code Bar, No. 1 Rear	
180003	7-45	Code Bar, No. 1 Front	
180004	7-45	Code Bar, No. 2 Rear	
180005	7-45	Code Bar, No. 2 Front	
180006	7-45	Code Bar, No. 3 Rear	
180007	7-45	Code Bar, No. 3 Front	
180008	7-45	Code Bar, No. 4 Rear	
180009	7-45	Code Bar, No. 4 Front	
180010	7-45	Code Bar, No. 5 Rear	
180011	7-45	Code Bar, No. 5 Front	
180028	7-45	Lever	
180029	7-45	Lever	
180030	7-45,-54	Lever, Latch	
180031	7-42	Spring, Compression	
180032	7-54	Lever, Non-Repeat	
180033	7-45,-54	Shaft	
180036	7-45	Code Bar, Universal	
180040	7-42	Block, Contact	
180041	7-42	Spring	

Table 7-2. Keyboard (KSR)/Base (RO) Unit - Continued

Part Number	Figure Number (s)	Description	Notes
180043	7-42	Wire, Contact	
180044	7-42	Terminal, Tab Type	
180046	7-42	Bail, Contact Reset	
180048	7-40	Keylever	
180049	7-40	Keylever	
180050	7-40	Keylever	
180054	7-40	Keylever, Space Bar	
180055	7-45	Keylever, Space	
180056	7-45	Link, Space	
180057	7-40	Bar, Space	
180061	7-41	Keytop	
180064	7-40	Keylever, Repeat	
180069	7-40	Keylever, Line Break	
180072	7-40	Keylever, Line Break	
180077	7-45	Link	
180078	7-40,-45	Spring, Compression	
180081	7-42	Bracket, Right Keyboard	
180082	7-42	Bracket, Left Keyboard	
180083	7-45	Spring	
180088	7-40	Spring, Compression	
180094	7-42	Insulator	
180096	7-45	Link	
180099	7-42	Fastener	
180100	7-45	Guide	
180101	7-42	Wire, Contact	



Table 7-2. Keyboard (KSR)/Base (RO) Unit - Continued

Part Number	Figure Number(s)	Description	Notes
180160 thru 180203	7-41	Keytop	
180205 thru 180208	7-41	Keytop	
180210	7-41	Keytop	
180211	7-41	Keytop	
180213 thru 180250	7-41	Keytop	
180257	7-41	Keytop	
180273 thru 180277	7-41	Keytop	
180299	7-41	Keytop	
180342	7-41	Keytop	
180343	7-41	Keytop	
180389	7-41	Keytop	
180390	7-41	Keytop	
180586	7-42	Sleeve, 5/32 ID x 21/32" Lg Insulating	
181241	7-42	Screw w/Lockwasher 6-40 x 1/4	
181253	7-41	Keytop	
181284	7-48	Spring	
181310	7-45	Lever	
181891	7-36	Sleeve, 3/16 ID x 1" Lg Insulating	
182285	7-34	Bumper, Rubber	

Table 7-2. Keyboard (KSR)/Base (RO) Unit - Continued

Part Number	Figure Number(s)	Description	Notes
182726	7-42,-43	Terminal, Receptacle Type	
183951	7-42	Spring, Contact	
184105	7-42	Block, Contact	
185229 thru 185241	7-41	Keytop	
185798	7-45,-54	Spring	
186253	7-43	Lever, w/Hub	
186314	7-42	Spring	
186342	7-45	Code Bar, Universal	
186436	7-42	Guideplate	
192025	7-46	Washer, Flat	
192538	7-40	Plug, Button	
193567	7-49	Post, Spring	
195158	7-46	Bracket w/Bearings	
195160	7-46	Pinion, 20T	
195263	7-46	Gear, 22T	
195264	7-46	Gear, 49T	
195284	7-50	O-Ring	
195300	7-35,-36	Plate, Mounting	
195301	7-35,-36	Mount, Vibration	
195303	7-40	Cover, Keyboard	
195304	7-40	Keylever	
195305	7-42	Terminal, Common	
195308	7-45	Spring	

Table 7-2. Keyboard (KSR)/Base (RO) Unit - Continued

Part Number	Figure Number(s)	Description	Notes
195309	7-45	Lever, Nonrepeat	
195310	7-42	Terminal, Clutch Trip	
195311	7-42	Cable Assembly	
195312	7-42	Lever, Reset	
195315	7-42	Solenoid w/Plunger	
195317	7-42	Pin	
195320	7-42	Plate, Mounting	
195321	7-42	Bracket, Switch	
195322	7-42	Switch	
195324	7-35	Cable Assembly	
195327	7-46	Bracket, Terminal Block	
195325	7-34,-42	Pan w/Bracket	
195329	7-35	Plate, Distributor Mtg	
195331	7-35	Screw w/Lockwasher, 1/4-32 Hex	
195334	7-35,-36	Plate, Nut	
195335	7-35,-36	Shaft, Gear Shift	
195336	7-35,-36	Clamp	
195337	7-35,-36	Plate, Stop	
195338	7-35,-36	Link, Gear Shift	
195339	7-35,-36	Bracket	
195340	7-35	Bail, Function	
195341	7-35,-36	Bracket, Guide	
195343	7-35,-36	Bail w/Stud	
195344	7-35	Bail w/Stud	

Table 7-2. Keyboard (KSR)/Base (RO) Unit - Continued

Part Number	Figure Number(s)	Description	Notes
195345	7-35,-36	Link, LOC LF Function	
195346	7-35,-36	Link, LOC CR Function	
195347	7-35,-36	Guide, Function Link	
195348	7-35,-36	Bracket, LOC CR	
195349	7-35,-36	Knob, Speed Selector	
195350	7-35	Bracket, Connector	
195364	7-46	Shaft, Drive	
195367	7-47	Gear, 81T	
195369	7-47,-48	Casting	
195370	7-47	Bracket, Terminal Strap	
195375	7-35,-36	Plate	
195378	7-47	Bracket, Left Mounting	
195379	7-47	Bracket, Right Mounting	
195550	7-47	Cable Assembly	
195551	7-47	Insulator	
195552	7-35,-36	Cable Assembly	
195553	7-39	Stop Assembly, Motor	
195554	7-39	Cable Assembly	
195555	7-39	Bracket	
195556	7-39	Pawl, Contact	
195557	7-39	Stop	
195558	7-39	Lever w/Bushing	
195562	7-39	Lever, Pawl	
198566	7-36	Switch, Rocker Type	
198572	7-36	Bail, LOC LF Function	
7-60			

Table 7-2. Keyboard (KSR)/Base (RO) Unit - Continued

Part Number	Figure Number (s)	Description	Notes
198574	7-36	Bracket, Fuse Holder	
198576	7-47,-51	Gear, 40T	
198577	7-47,-51	Gear, 72T	
198579	7-48	Camsleeve	
198580	7-46	Gear, 21T	
198581	7-34,-36	Pan w/Bracket	
198582	7-36	Bail w/Stud	
198583	7-36	Bracket, Switch	
198670	7-43,-44	Screw, w/Lockwasher 6-40 x 5/16 Hex	
198679	7-35,-36	Bracket, Bolt Retaining	
198680	7-35,-36	Screw, 10-32 Spl	
199248	7-36	Cable Assembly	
304668	7-46	Gear, 49T	
304669	7-46	Pinion, 21T	
305051	7-34	Stud	
305545	7-47,-49	Insulator	
305706	7-42	Shaft w/Link	
305707	7-42	Arm, Reset	
305708	7-42	Bracket, Solenoid	
307544	7-55	Jumper, 6" Green	
307545	7-55	Jumper, 2" Green	
317208	7-47	Terminal	
318987	7-43	Strap, 3-1/2" Braided	
319238	7-50	Nut, 12-32 Hex	

Table 7-2. Keyboard (KSR)/Base (RO) Unit - Continued

Part Number	Figure Number (s)	Description	Notes
320410	7-39,-50,-52 -55	Terminal, Spade Type	
320418	7-35 thru -38, -42,-47,-52 -55	Terminal, Ring Type	
320419	7-35,-36	Terminal, Ring Type	
320420	7-43	Terminal, Ring Type	
320421	7-35,-36	Terminal, Ring Type	
323118	7-50 thru -53	Distributor Assembly	
324497	7-37	Cable Assembly	
324523	7-37	Cable Assembly	
324527	7-37	Bracket	
325970	7-36,-47,-55	Pin	
326632	7-36	Lever, Slide	
326633	7-36	Bail w/Stud	
326634	7-36	Bracket, Switch	
327326	7-35	Jumper, 2-3/4" Green	
329266	7-43,-50	Lamp, Incandescent	
329267	7-43,-50	Mount, Shock	
329268	7-43	Lamp Assembly	
329269	7-50	Lamp Assembly	
329271	7-44	Shaft Assembly, Trip	
329272	7-55	Diode w/Terminals	
329274	7-55	Cable Assembly	
330861	7-34,-37	Nut, 8-32 Shoulder	
333028	7-55	Connector, 6 Pt Rcpt	
7-62			

Table 7-2. Keyboard (KSR)/Base (RO) Unit - Continued

Part Number	Figure Number(s)	Description	Notes
333029	7-55	Connector, 6 Pt Plug	
333057	7-43	Plate	
333058	7-43	Guide, Shutter	
333059	7-43	Shutter	
333060	7-43	Plate	
333066	7-43	Bracket, Left, Keyboard	
333067	7-43	Bracket, Right, Keyboard	
333068	7-53	Roller	
333078	7-55	Cable Assembly	
333079	7-55	Cable Assembly	
333081	7-52	Plate, Adjusting	
333085	7-50	Bracket	
333086	7-52	Plate	
333087	7-52	Bracket, Magnet	
333088	7-50	Plate	
333089	7-51	O-Ring	
333091	7-51	Drum	
333092	7-50,-51,-52	Bracket	
333093	7-53	Bearing	
333094	7-43	Photo Cell	
333096	7-51	Spacer, 0.435" Thk	
333098	7-50,-51	Bracket	
333099	7-51	Lever	
333100	7-53	Spacer, 0.289" Thk	

Table 7-2. Keyboard (KSR)/Base (RO) Unit - Continued

Part Number	Figure Number(s)	Description	Notes
333101	7-54	Plate, Stop	
333103	7-53	Disc	
333105	7-44	Plate	
333106	7-44	Guide w/Post	
333108	7-44	Bail, Function	
333109	7-44	Shaft w/Lever	
333110	7-44	Bracket	
333111	7-44	Link	
333112	7-44	Link	
333113	7-44	Spacer, 0.060" Thk	
333116	7-50	Cover	
333117	7-53	Arm, Drive	
333119	7-52	Armature	
333120	7-52	Lever	
333121	7-52	Bail, Latch	
333122	7-44,-52	Bail, Reset	
333123	7-52	Lever, Latch	
333124	7-52	Lever, Trip	
333126	7-54	Lever	
333127	7-55	Cable Assembly	
333133	7-55	Bracket	
333136	7-55	Connector	
333138	7-53	Bushing	
333148	7-50	Photo Cell	
333149	7-55	Cable Assembly	



Table 7-2. Keyboard (KSR)/Base (RO) Unit - Continued

Part Number	Figure Number(s)	Description	Notes
333150	7-50	Pick-up Assembly, Photo	
333151	7-52	Cable Assembly	
333152	7-52	Trip Assembly, Clutch	
333153	7-51	Shaft	
333154	7-55	Cable Assembly	
333155	7-53	Clutch Assembly, Distr	
334443	7-55	Capacitor w/Terminals	

Table 7-3. Motor Unit, LMU37 and LMU51

Part Number	Figure Number (s)	Description	Notes
2191	7-56	Lockwasher	
2263	7-56	Nut, 8-32 Hex	
3640	7-56	Lockwasher	
71999	7-56	Spring, Motor Thrust	
87334	7-56	Washer, Insulating	
96264R	7-56	Jumper, 5" Red	
102203	7-56	Bushing	
103160	7-56	Strap, Ground, Green	
122201	7-56	Bearing, Ball	
122207	7-56	Strap Assembly, Motor Mtg	
122211	7-56	Washer, Pull	
122220	7-56	Oiler, Ball	
122229	7-56	Bolt, 8-32 x 4-11/16 Fil	
122245	7-56	Capacitor, Fixed, 43 to 48 MFD	
122249	7-56	Switch, Thermostatic	
122251	7-56	Stator, Motor	
122252	7-56	Shield Assembly, End	
123769	7-56	Fan, Motor (Early Design)	
125011	7-56	Washer, Flat	
128874	7-56	Rotor, Motor	
150040	7-56	Screw, 6-40 x 5/8 Fil	
151620	7-56	Strap, Motor Mounting	
151621	7-56	Screw, 6-32 x 3/4 Rd	
151622	7-56	Nut, 6-32 Sq	

Table 7-3. Motor Unit, LMU37 and LMU51 - Continued

Part Number	Figure Number(s)	Description	Notes
151637	7-56	Screw, 4-40 x 1/4 Fil	
151642	7-56	Screw, 6-40 x 3/4 Fil	
151687	7-56	Screw, 4-40 x 7/16 Fil	
151795	7-56	Motor Assembly, Std, CCW, AC Synchronous, 1/2 HP, 115 V, 50/60 Hz, 3000/3600 RPM	
151922	7-56	Clamp, Capacitor	
151923	7-56	Relay, Motor Starting	
151925	7-56	Clamp, Capacitor	
152297	7-56	Washer, Bearing	
153030	7-56	Mount, Vibration	
153049	7-56	Washer, Insulating	
194897	7-56	Bracket w/Cradle, Motor	
194899	7-56	Cable w/Terminals	
199721	7-56	Bolt, 8-32 x 5-13/16 Fil	
310341	7-56	Insulator, Relay	
332865	7-56	Fan, Motor	
334877	7-56	Switch (50 Hz)	

Table 7-4. Cover Unit

Part Number	Figure Number (s)	Description	Notes
2034	7-57	Washer, Flat	
2191	7-57	Lockwasher	
3598	7-57	Nut, 6-40 Hex	
3599	7-57	Nut, 4-40 Hex	
3639	7-57	Lockwasher	
3640	7-57	Lockwasher	
7002	7-57,-58	Washer, Flat	
34432	7-57	Washer, Flat	
36463	7-57	Spring	
70314	7-57	Washer, Flat	
72254	7-57	Washer, Flat	
80531	7-57	Washer, Flat	
86457	7-57	Screw, 10-32 Shoulder	
90790	7-57	Washer, Flat	
92260	7-57,-58	Lockwasher	
102751	7-57	Nut, 10-32 Shoulder Hex	
107116	7-57	Lockwasher	
110434	7-57	Screw, 4-40 x 3/16 Fil	
110743	7-57	Lockwasher	
111345	7-57	Bolt	
111346	7-57	Spring, Compression	
112626	7-57	Nut, 10-32 Hex	
115241	7-57	Bushing, Eccentric	
115535	7-57	Connector, 6 Pt Plug	
117883	7-57	Spacer	
7-68			

Table 7-4. Cover Unit - Continued

Part Number	Figure Number(s)	Description	Notes
119652	7-57	Ring, Retaining	
121244	7-57	Clamp, 1/4 ID Cable	
121246	7-57	Clamp, 3/8 ID Cable	
125015	7-57	Washer, Flat	
125229	7-57,-58	Nut, 6-32 Hex	
145466	7-58	Spring, Compression	
151152	7-57	Screw, 4-40 x 3/16 Hex	
151540	7-57	Lampholder	
151576	7-57	Arm, Stop	
151722	7-57	Screw, 6-40 x 3/16 Hex	
151731	7-57	Screw, 4-40 x 7/8 Fil	
151982	7-57	Lamp, 6 V Incandescent	
152893	7-57	Screw, 4-40 x 1/4 Hex	
153020	7-57	Guide, Line	
153021	7-57	Spring, Torsion	
153022	7-57	Bushing, Guide Line	
153042	7-57	Window, Plastic	
154433	7-57	Clamp	
155755	7-57	Sleeve, 11/16 ID x 5/8" Lg Insulating	
158286	7-57	Transformer	
160341	7-57	Hinge, Left	
160349	7-57	Hinge, Right	
164856	7-57	Indicator, Red Neon	
178707	7-57	Bumper, Rubber	

Table 7-4. Cover Unit - Continued

Part Number	Figure Number (s)	Description	Notes
179378	7-58	Retainer, Keylever	
192191	7-57	Knob, Guide Line	
195570	7-58	Keylever Assembly, Break	
195572	7-57	Guide Assembly, Line	
195575	7-57	Bracket, Guide Line	
195576	7-57	Shaft, Guide Line	
195577	7-57	Frame, Window	
195578	7-57	Latch, Right	
195579	7-57	Latch, Left	
198550	7-57	Cover	
198551	7-57	Dome	
198554	7-57	Bracket, Right Latch	
198555	7-57	Bracket, Left Latch	
198556	7-57	Plunger	
198557	7-57	Bracket, Stop Arm	
198558	7-57	Spring, Torsion	
198559	7-57	Bracket, Right	
198560	7-57	Bracket, Left	
198561	7-57	Bracket, Transformer	
198562	7-57	Cable Assembly	
198563	7-57	Hood, Send-Receive	
198565	7-58	Hood, Receive-Only	
198567	7-58	Keylever Assembly, LOC LF	
198568	7-58	Keylever Assembly, LOC CR	

Table 7-4. Cover Unit - Continued

Part Number	Figure Number(s)	Description	Notes
198569	7-58	Hood Assembly	
198570	7-58	Bracket, Keylever	
199268	7-57	Nameplate (Teletype)	
199280	7-57	Nameplate (WU)	
320268	7-57	Guide, Paper	
320418	7-57	Terminal, Ring Type	
324148	7-57	Label, CAUTION	
325971	7-57	Bracket, Connector	
326629	7-58	Keylever Assembly, LOC LF	
326630	7-58	Keylever Assembly, LOC CR	
326631	7-58	Keylever Assembly, Break	
327911	7-57	Plate, Identification	
329266	7-57	Lamp, Incandescent (Spare)	
333140	7-57	Holder, Spare Lamps	

Table 7-5. Electrical Service Assemblies

Part Number	Figure Number(s)	Description	Notes
1272	7-64	Screw, 6-40 x 11/16 Fil	
2191	7-59 thru -64	Lockwasher	
3598	7-60,-62,-64	Nut, 6-40 Hex	
3599	7-65	Nut, 4-40 Hex	
3650	7-67	Washer, Flat	
7001	7-60,-62,-64	Washer, Flat	
7002	7-59 thru 7-64	Washer, Flat	
7096	7-67	Bushing, Insulating	
39603RM	7-67	Strap, 5/8" Lg	
55219	7-59,-63	Screw, 8-32 x 3/8 Fil	
60340RM	7-68	Sleeve, 1" Lg Insulating	
83885	7-60,-64	Nut, 6-32 Hex	
92260	7-60,-64	Lockwasher	
92527	7-59,-61,-63	Lockwasher	
104807	7-67	Washer, Flat	
107116	7-59,-61,-63,-64	Lockwasher	
110743	7-60,-62,-64, -65,-67	Lockwasher	
111017	7-59 thru -64	Screw, 6-40 x 5/16 Fil	
116783	7-59,-61,-63	Holder, Fuse	
118146	7-66,-67,-68	Resistor, 4700 Ohm	
118147	7-68	Resistor, 6800 Ohm	
118149	7-68	Resistor, 12,000 Ohm	
118154	7-66	Resistor, 47,000 Ohm	
118177	7-66	Resistor, 22,000 Ohm	



Table 7-5. Electrical Service Assemblies - Continued

Part Number	Figure Number(s)	Description	Notes
118179	7-68	Resistor, 330,000 Ohm	
118659	7-59,-61,-63	Switch, Toggle	
118720	7-66,-67	Resistor, 100K Ohm	
120175	7-59,-61,-63	Plate, ON-OFF	
120424	7-66	Resistor, 4,300 Ohm	
124611	7-61	Screw, 8-32 x 3/8 Hex	
125011	7-61,-63,-65	Washer, Flat	
129850	7-66,-67	Resistor, 680 Ohm	
129854	7-66,-67	Resistor, 10,000 Ohm	
131807	7-65	Fuse, 0.5 Amp	
135563	7-60,-64	Jumper, 2-3/4" Green	
137438	7-68	Resistor, 100 Ohm	
137442	7-66,-67	Resistor, 1500 Ohm	
137471	7-67	Terminal, Lug	
137604	7-66,-67	Resistor, 620 Ohm	
139143	7-67	Resistor, 43,000 Ohm	
144495	7-66,-67	Pad, Transistor Mounting	
144835	7-67	Bushing, Spring	
145781	7-59,-61,-63	Grommet	
145822	7-59,-61,-63	Stud, Oval Head	
150040	7-60,-62,-64	Srew, 6-40 x 5/8 Fil	
150089	7-65	Screw, 6-40 x 5/8 Fil	
151335	7-59 thru -64	Stud	
151416	7-59 thru -64	Nut, 6-40 Hex	
151629	7-60,-62,-64	Nut, 6-40 Lug	

Table 7-5. Electrical Service Assemblies - Continued

Part Number	Figure Number (s)	Description	Notes
151630	7-59 thru -64	Screw, 6-40 x 1/4" Hex	
151631	7-59 thru -64	Screw, 6-40 x 5/16 Hex	
151637	7-60,-62,-64,-65,	Screw, 4-40 x 1/4 Fil	
151659	7-60,-62,-64	Screw, 6-40 x 1/2 Fil	
151685	7-67	Screw, 4-40 x 5/16 Fil	
151687	7-60,-62	Screw, 4-40 x 7/16 Fil	
151693	7-67	Screw, 6-40 x 9/16 Fil	
151722	7-59,-61,-63	Screw, 6-40 x 3/16 Hex	
151723	7-59,-61,-63	Screw, 10-32 x 3/8 Hex	
151880	7-67	Nut, 4-40 Hex	
152035	7-59,-61,-63	Plug	
152888	7-67	Screw, 4-40 x 6/16 Hex	
155753	7-59 thru -64	Sleeve, 1/8 ID x 1/2" Lg	
158250	7-59 thru -64	Block, Terminal	
158252	7-59 thru -64	Insulator, Terminal Block	
162360	7-59,-61,-63	Fuse, SL-BL 0.8 Amp	
165178	7-67	Resistor, 3600 Ohm	
171533	7-65	Resistor, 4 Ohm	
171583	7-67	Capacitor, 0.003 MFD	
171585	7-65	Capacitor, 0.22 MFD	
171587	7-67	Capacitor, 0.25 MFD	
171829	7-66,-67	Capacitor, 0.15 MFD	
171831	7-65	Capacitor, 10 MFD	
171954	7-60,-64	Shielding, Connector Blue	

Table 7-5. Electrical Service Assemblies - Continued

Part Number	Figure Number(s)	Description	Notes
172726	7-60,-62,-64	Resistor, 250 Ohm	
177108	7-68	Diode, D-2	
177113	7-65,-67	Insulator	
178844	7-65,-66,-67	Varistor, 100A	
178860	7-65,-66,-67	Capacitor, 0.022 MFD	
178864	7-66	Resistor, 3900 Ohm	
181266	7-65	Bushing, Insulating	
181618	7-68	Capacitor, 0.01 MFD	
181667	7-66,-67	Diode, 1N750A	
181675	7-67	Transistor, Power	
181999	7-60,-62,-64	Insulator	
182066	7-63	Plate, Identification	
182180	7-65	Resistor, 200 Ohm	
182284	7-60,-62,-64	Insulator, 0.015" Thk	
182520	7-65	Diode, 1N4383	
182523	7-60,-62,-64	Clamp, 1-3/8" ID Mounting	
182773	7-67	Potentiometer, 3 Ohm	
185688	7-59	Plate, Identification	
195180	7-60,-64	Bumper, Rubber	
195245	7-59,-61,-63	Sleeve, 1/2 ID x 1-1/2" Lg Insulating	
197464	7-67	Diode, 1N914	
198937	7-65	Resistor, 2700 Ohm	
300116	7-66	Cover, Insulating	
305298	7-65	Resistor, 3300 Ohm	

Table 7-5. Electrical Service Assemblies - Continued

Part Number	Figure Number(s)	Description	Notes
305821	7-68	Capacitor, 0.1 MFD	
309868	7-66	Resistor, 1300 Ohm	
311664	7-65	Resistor, 2500 Ohm	
312284	7-65	Capacitor, 1.5 MFD	
312341	7-67	Diode	
312385	7-65	Capacitor, 0.1 MFD	
315976	7-68	Capacitor, 470 PF	
318835	7-65	Transistor	
320038	7-65	Jack, Red Test	
320039	7-65	Jack, Black Test	
320040	7-65	Jack, Orange Test	
320041	7-65	Jack, Green Test	
320042	7-65	Jack, Slate Test	
320048	7-68	Capacitor, 0.5 MFD	
320049	7-68	Capacitor, 0.15 MFD	
320056	7-59,-61,-63	Bracket	
320057	7-60,-64	Cover, Top	
320058	7-60,-64	Cover, Bottom	
320410	7-59,-60,-62,-64	Terminal, Spade Type	
320418	7-59 thru -64	Terminal, Ring Type	
321128	7-59,-61,-63	Transformer, Power	
321129	7-60,-62,-64	Capacitor, 750 MFD	
321130	7-65	Circuit Card Assembly	
321133	7-59,-61,-63	Inductor	
321145	7-65	Transistor, 2N2270	

Table 7-5. Electrical Service Assemblies - Continued

Part Number	Figure Number(s)	Description	Notes
321148	7-67	Sink, Heat	
321149	7-67	Diode, Zener	
321153	7-67	Spacer	
321154	7-66	Diode, 1N457A	
321155	7-67	Resistor, 2000 Ohm	
321156	7-66,-67	Diode, 1N482A	
321157	7-66,-67	Capacitor, 500 PF	
321158	7-64,-67	Capacitor, 0.1 MFD	
321159	7-65,-67	Choke	
321160	7-67,-68	Potentiometer, 5 Megohm	
321161	7-66,-67	Diode, 1N748A	
321165	7-66,-67	Transistor, 2N3638A	
321166	7-66,-67	Transistor, 2N1893	
321167	7-67	Jumper, 2-7/8" Yellow	
321168	7-67	Jumper, 2-7/8" Blue	
321169	7-67	Jumper, 2-7/8" Orange	
321170	7-67	Jumper, 2-7/8" Red	
321205	7-59,-61,-63	Filter Assembly	
321207	7-59,-61,-63	Strip, Terminal	
321208	7-59,-61,-63	Plate, Mounting	
321231	7-59,-60	Electrical Service Assembly	
321237	7-60,-64	Nut, 3/8-32 Spl	
321238	7-60,-64	Sleeve	
321246	7-60,-64	Cable Assembly	

Table 7-5. Electrical Service Assemblies - Continued

Part Number	Figure Number (s)	Description	Notes
321258	7-67	Resistor, 20,000 Ohm	
321259	7-67	Resistor, 15 Ohm	
321260	7-66	Capacitor, 1 MFD	
321261	7-66,-67	Transistor, 2N4036	
321262	7-68	Capacitor, 1 MFD	
321264	7-67	Capacitor, 2.7 MFD	
321276	7-60,-64	Bushing	
321277	7-60,-64	Clamp	
321285	7-59,-61,-63	Bracket, Mounting	
321286	7-65	Diode, 1N4749A	
321288	7-65	Sink, Heat	
321290	7-65	Circuit Card Assembly, PS	
321292	7-67	Resistor, 1300 Ohm	
321299	7-67	Circuit Board, Etched	
321975	7-66	Resistor, 33 Ohm	
321995	7-59 thru -64	Container, Outer	
321996	7-59,-61,-63	Cover	
321997	7-59 thru -64	Bracket	
321998	7-60,-64	Container	
321999	7-60,-62,-64	Bracket, Connector Mounting	
323120	7-61,-62	Electrical Service Assembly	
323121	7-63,-64	Electrical Service Assembly	
323130	7-68	Circuit Card Assembly, LLK	
323147	7-68	Resistor, 36,000 Ohm	
323810	7-66	Circuit Card Assembly, SMD	
7-78			

Table 7-5. Electrical Service Assemblies - Continued

Part Number	Figure Number(s)	Description	Notes
323835	7-66	Circuit Card, Etched	
323841	7-66	Resistor, 300 Ohm	
323842	7-66	Resistor, 21 Ohm	
323843	7-66	Resistor, 590 Ohm	
323844	7-66	Transistor, 2N3053	
323845	7-66	Transistor, 40319	
323846	7-66	Pad, Transistor Mounting	
323847	7-66	Sink, Heat	
323934	7-68	Transistor, 2N3565	
323964	7-66	Potentiometer, 500,000 Ohm	
323971	7-62	Cable Assembly	
324135	7-64	Cable, 10" Long	
324137	7-60,-64	Cable, 8.5" Long	
324138	7-62,-64	Cable, 12.5" Long	
324139	7-62	Cable, 13.5" Long	
324141	7-60,-64	Connector, 3 Pt Plug	
324144	7-66,-67,-68	Transistor, 2N4121	
324147	7-66,-67,-68	Pad, Transistor Mounting	
324154	7-59,-61,-63	Cable	
324696	7-60,-64	Coupling, Connector	
324698	7-59,-61,-63	Nut, No. 10 Speed	
326270	7-60,-62,-64	Connector, 15 Pt Circuit Card	
326351	7-59,-61,-63	Transformer Assembly	
326352	7-59,-61,-63	Cable Assembly, 10" Lg	

Table 7-5. Electrical Service Assemblies - Continued

Part Number	Figure Number(s)	Description	Notes
326353	7-59,-61,-63	Cable Assembly, 9" Lg	
326369	7-60,-62,-64	Cable, 8.0" Long	
326374	7-64	Label (P101)	
326376	7-60,-64	Label (P103)	
326382	7-59,-61,-63	Label	
326390	7-60,-64	Jumper w/Terminal, 9" Red	
326776	7-66	Capacitor, 0.47 MFD	
327382	7-60,-64	Spacer	
327444	7-59,-61,-63	Capacitor, 2 MFD	
327783	7-59	Label (321231)	
327794	7-65	Diode, Zener	
329273	7-67	Resistor, 470 Ohm	
329275	7-67	Resistor, 35 Ohm	
333069	7-67	Circuit Card Assembly, CMD	
333074	7-68	Circuit Board, Etched	
333130	7-61	Label (323120)	
333131	7-63	Label (323121)	
333135	7-64	Connector, 6 Pt Plug	
333137	7-64	Cable Assembly	
333142	7-67	Circuit Card Assembly (CMD)	
343619	7-68	Choke, Ferrite Bead	



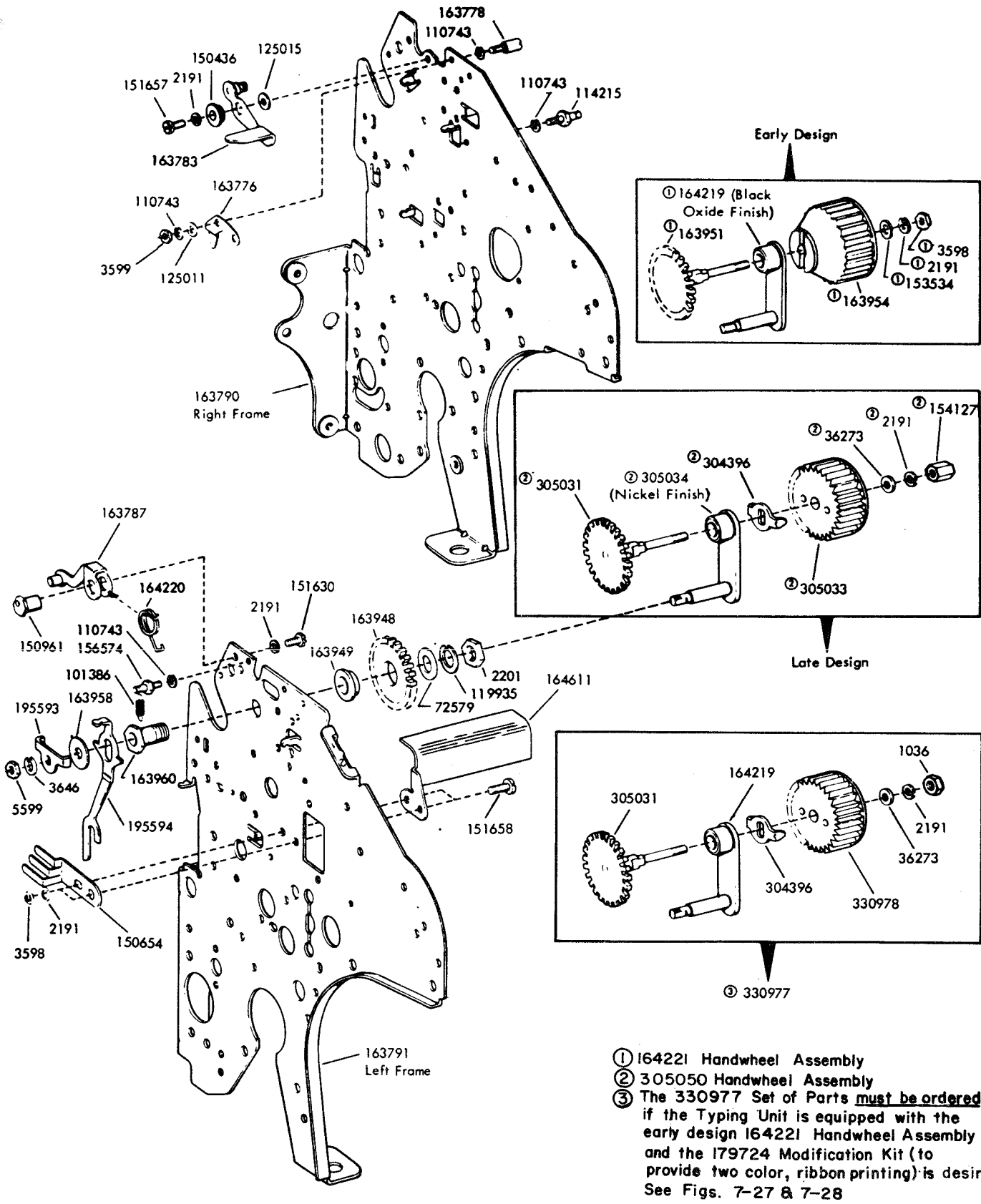


Figure 7-1. Left and Right Side Frame (Sheet 1 of 3)

- ① 164221 Handwheel Assembly
- ② 305050 Handwheel Assembly
- ③ The 330977 Set of Parts **must be ordered** if the Typing Unit is equipped with the early design 164221 Handwheel Assembly and the 179724 Modification Kit (to provide two color, ribbon printing) is desired. See Figs. 7-27 & 7-28

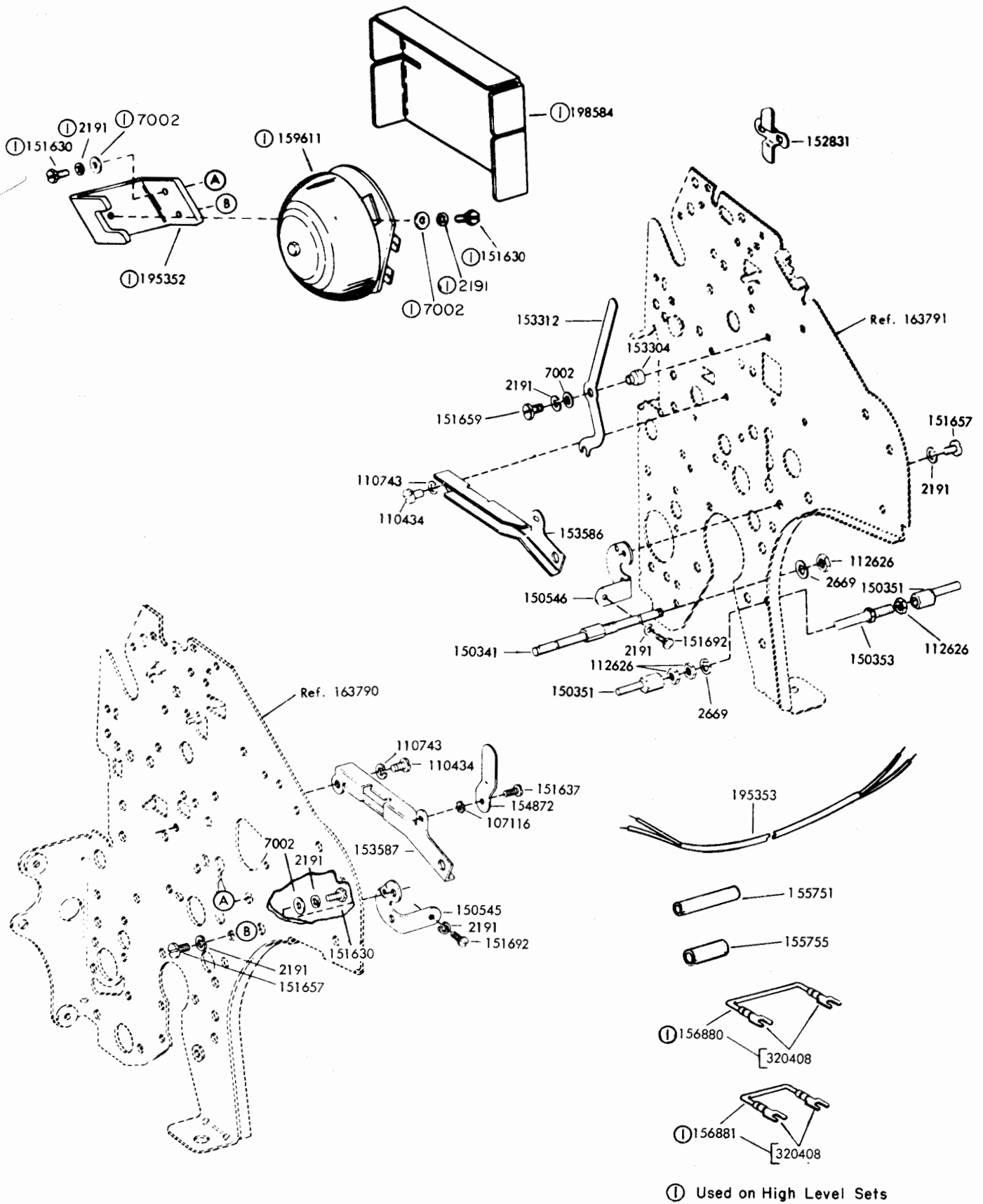


Figure 7-2. Left and Right Side Frame (Sheet 2 of 3)

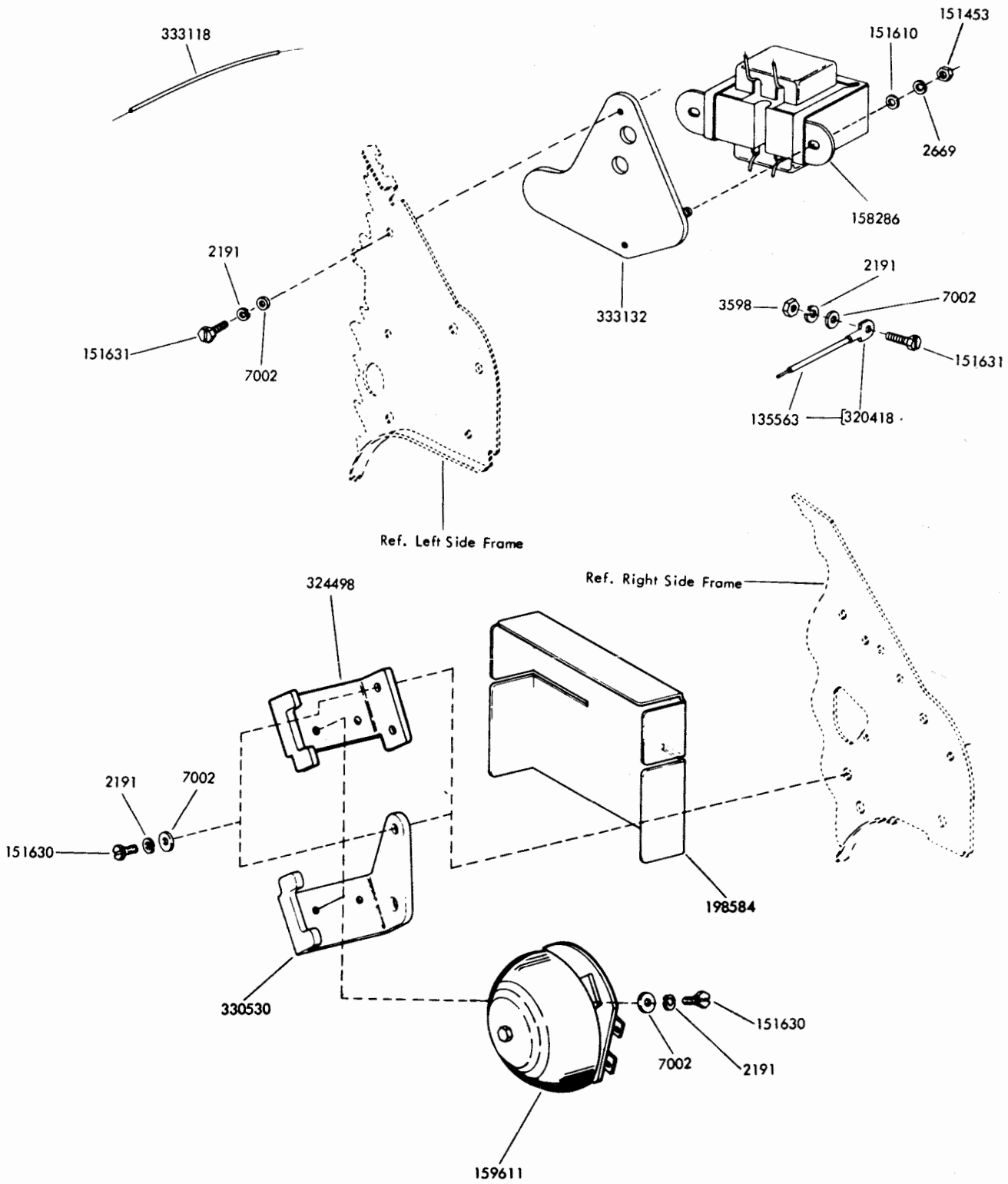
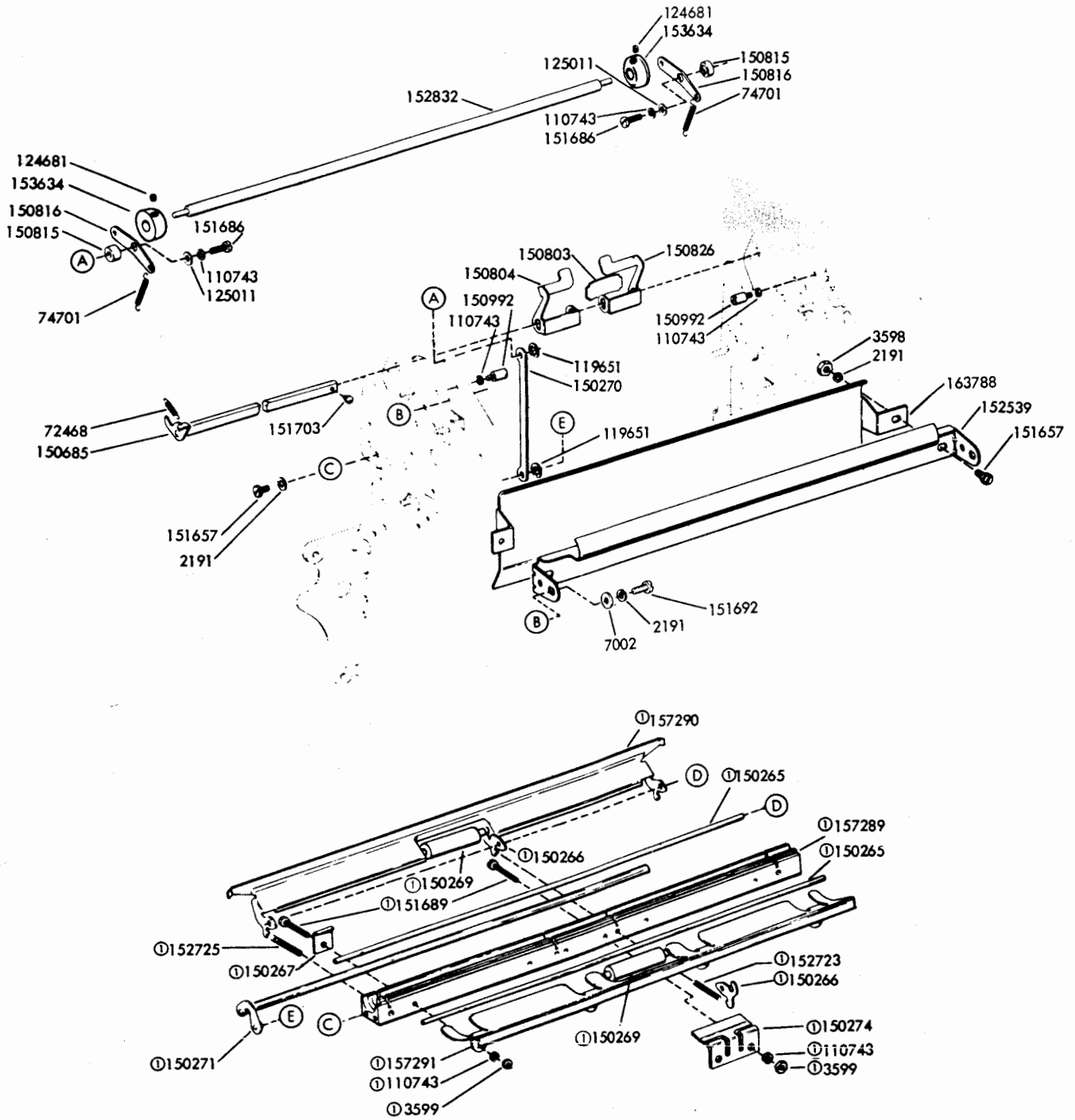


Figure 7-3. Left and Right Side Frame (Sheet 3 of 3)  
Modification Parts for Low-Level Sets



①150096 Pressure Roller Assembly

Figure 7-4. Pressure Roller Mechanism

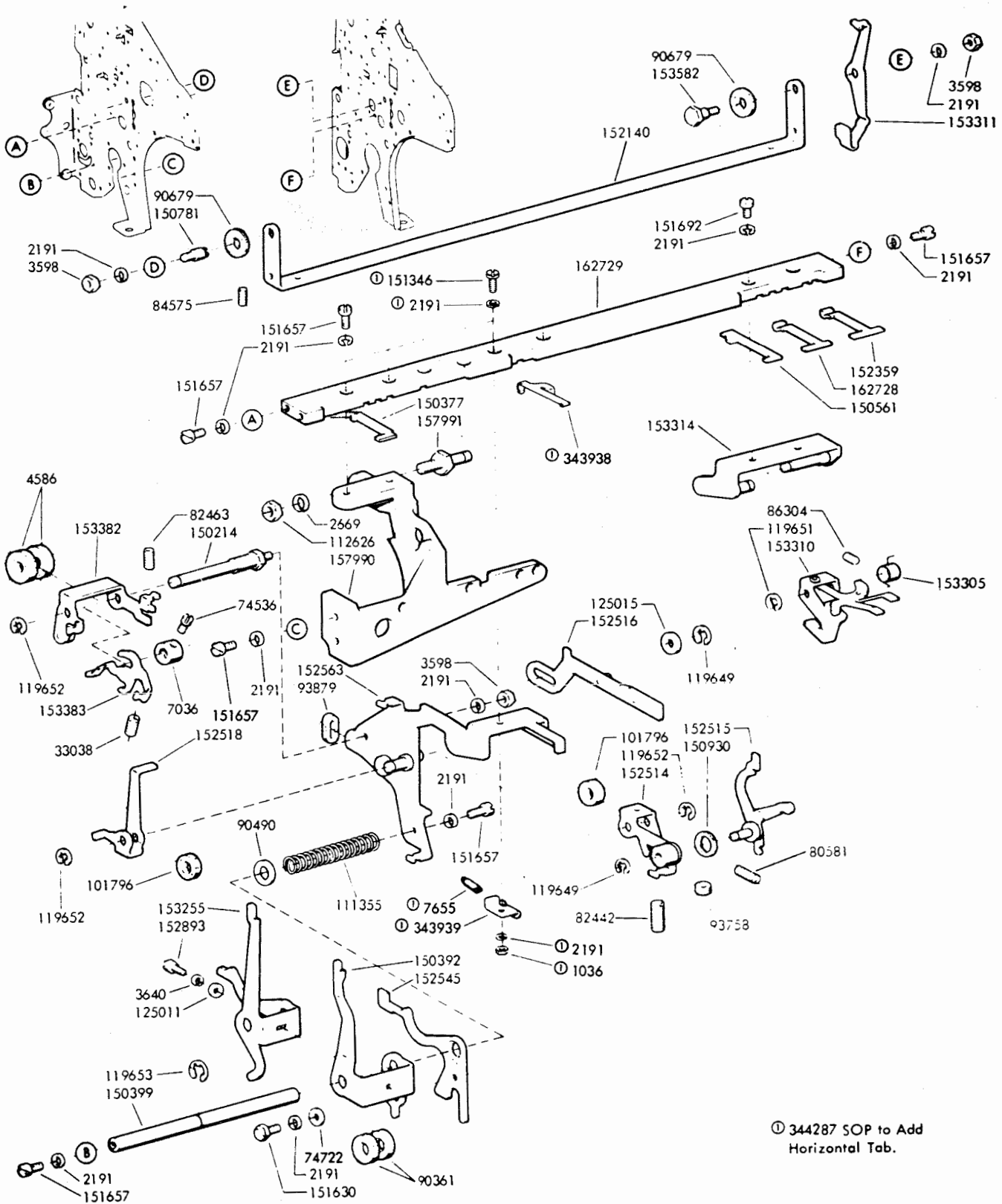
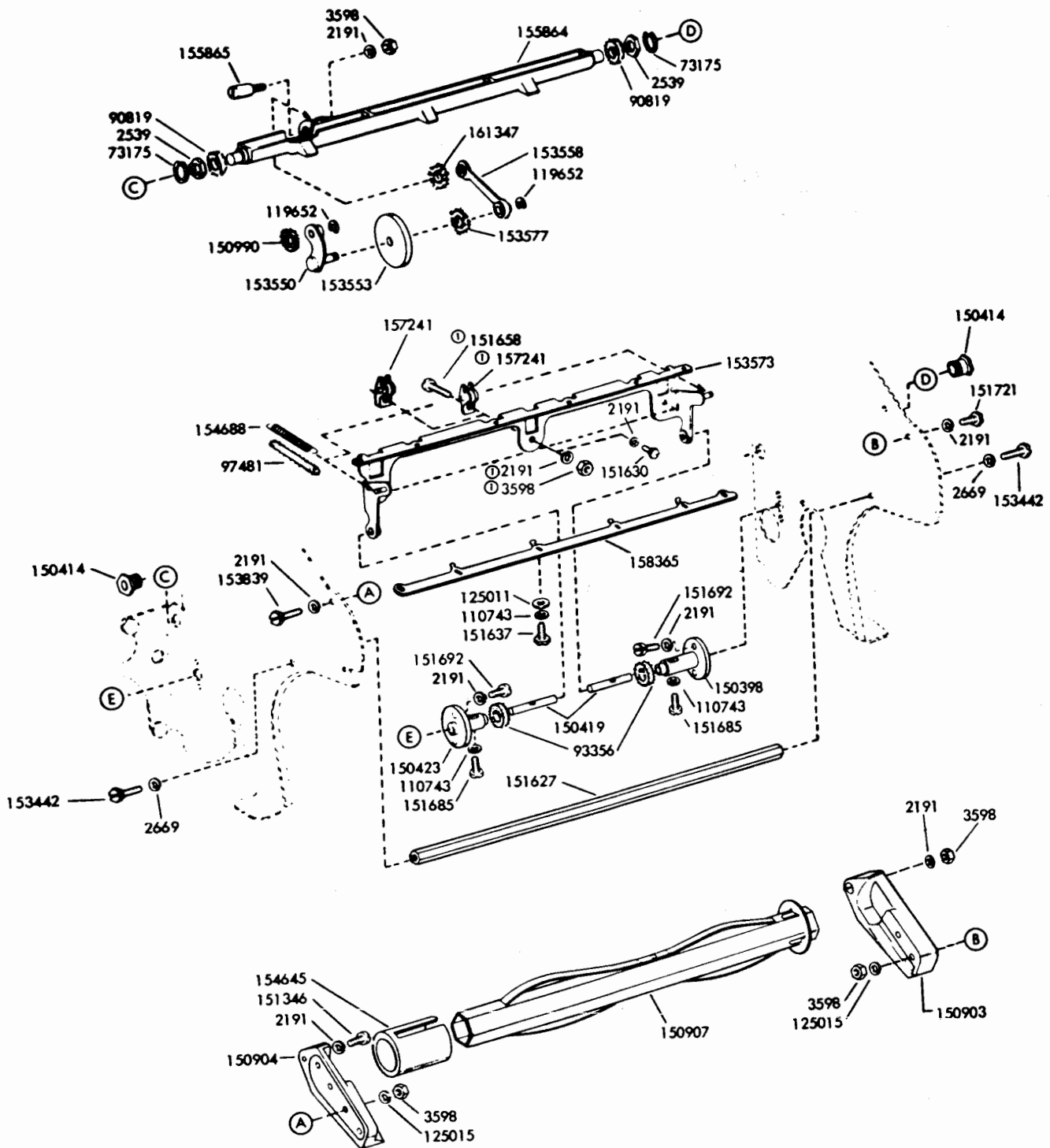


Figure 7-5. Space Suppression Mechanism



ⓔ Early Design Parts

Figure 7-6. Paper Spindle and Reset Bail Mechanism

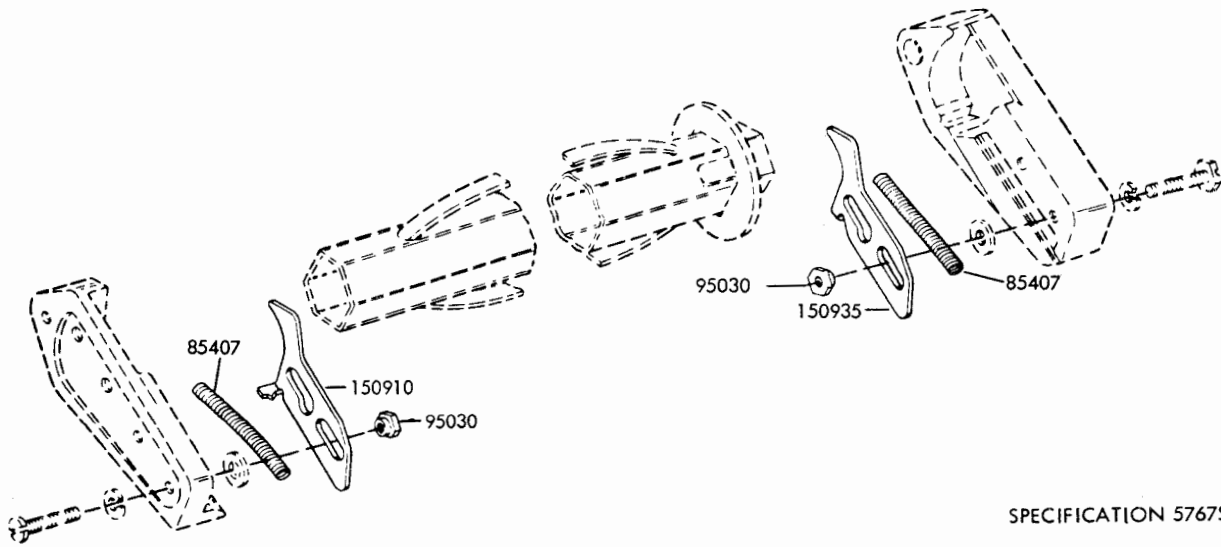


Figure 7-7. 151799 Modification Kit to Provide Latches for Paper Spindle

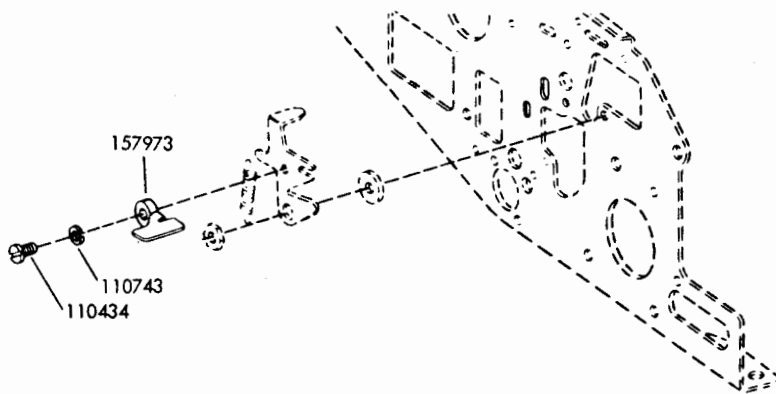
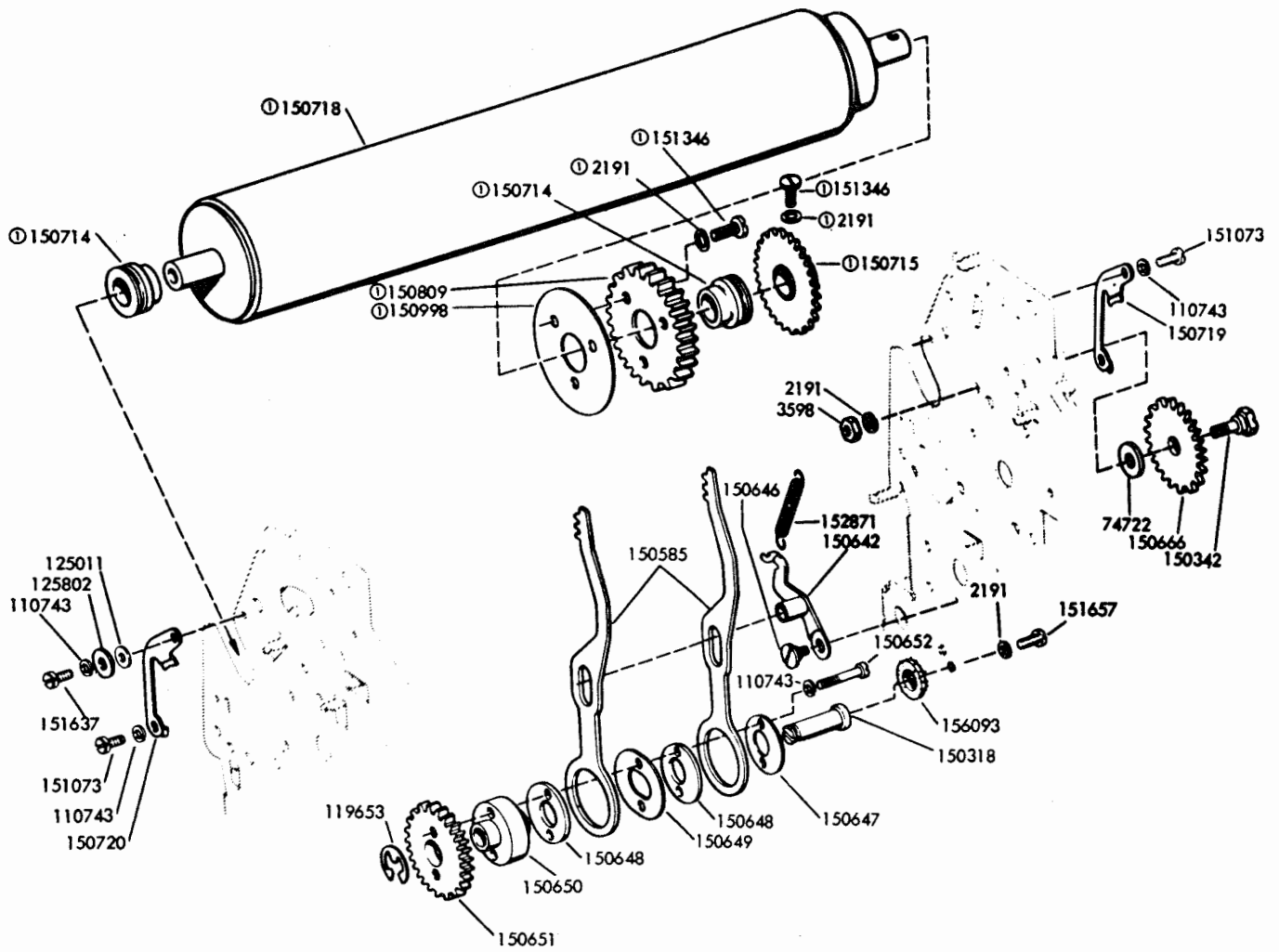


Figure 7-8. 157514 Modification Kit to Provide Automatic Carriage Return and Line Feed



Ⓢ150833 Platen Assembly

Figure 7-9. Line Feed and Platen Mechanism



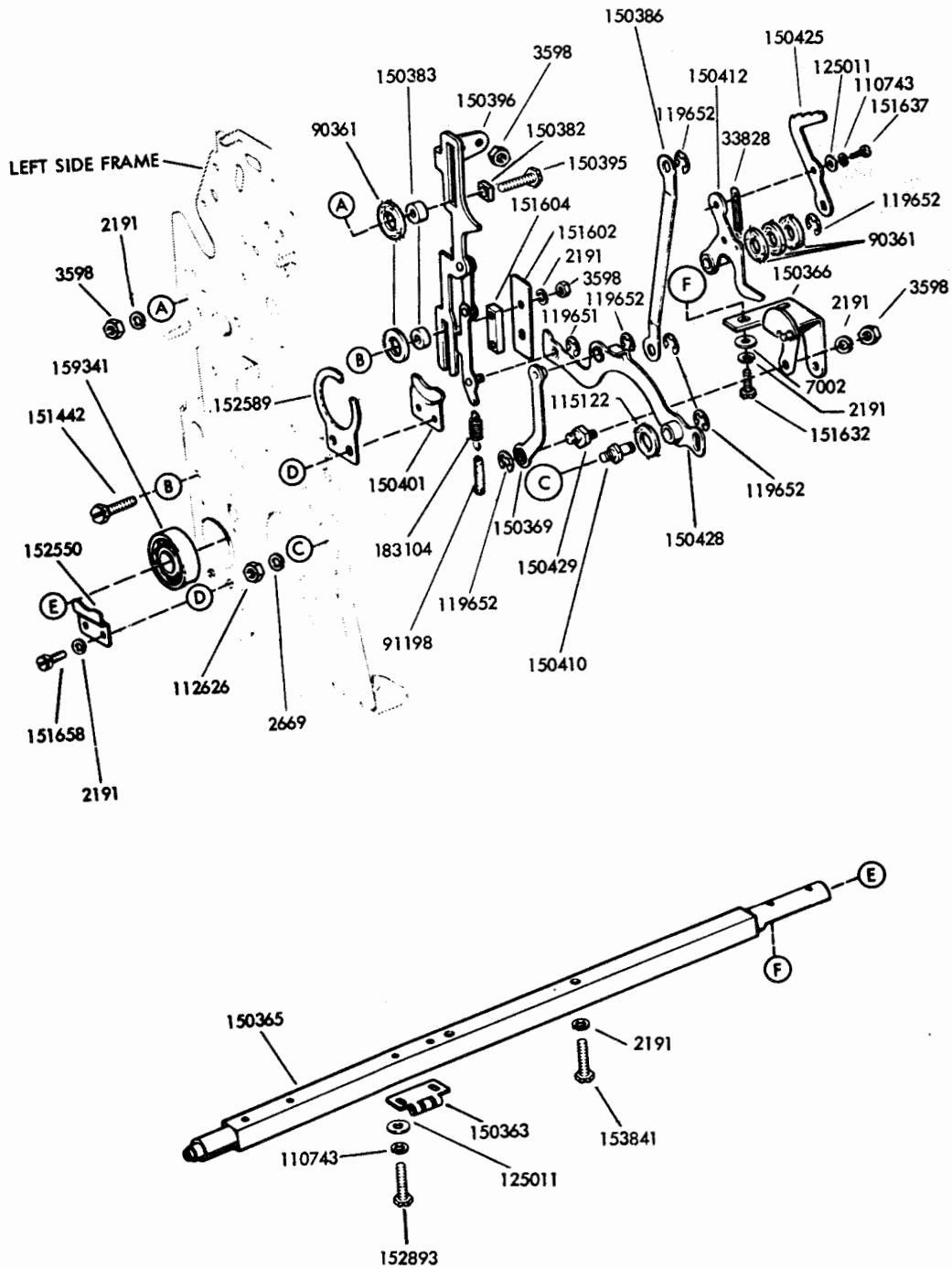
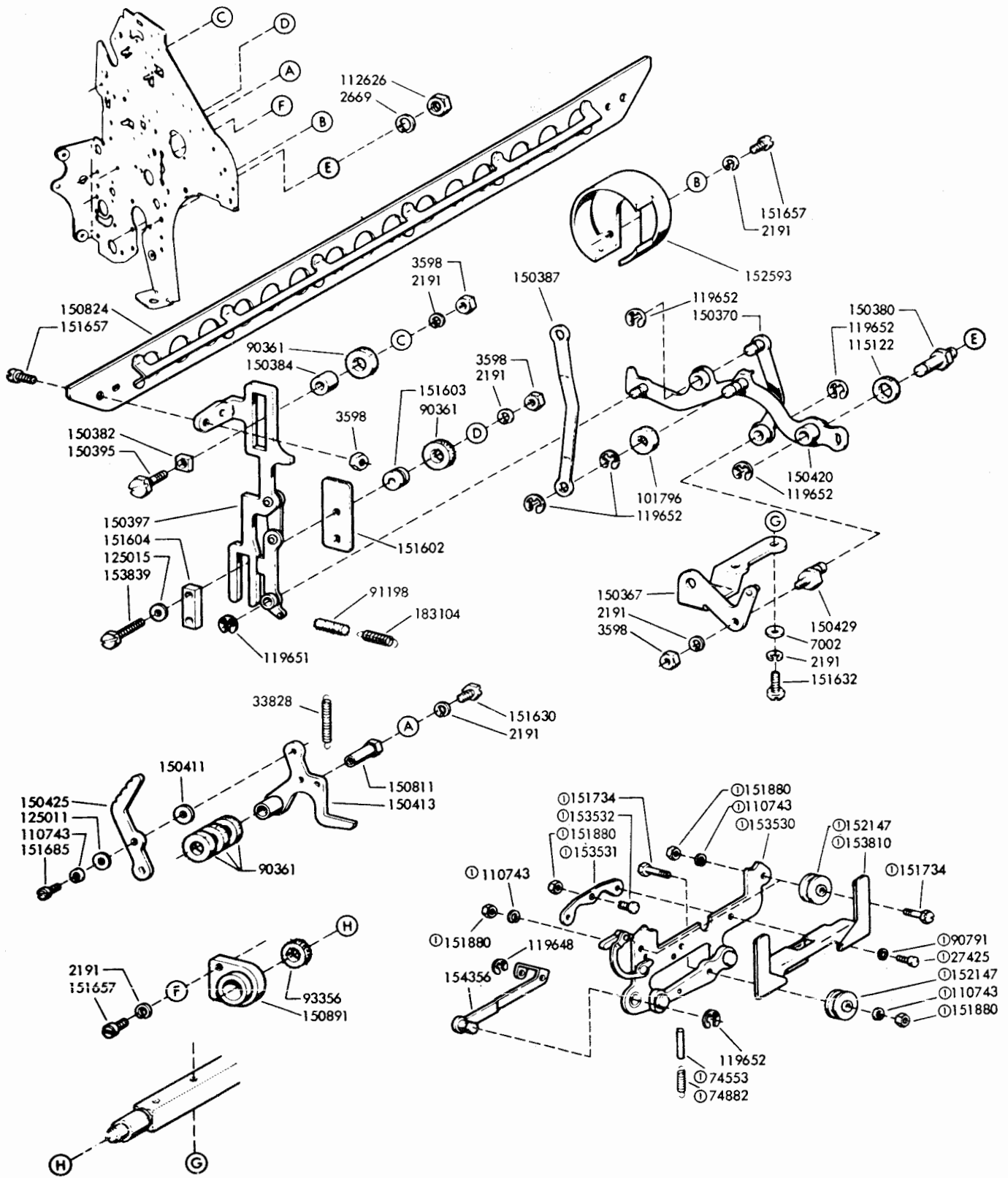


Figure 7-10. Left Side Linkage and Rocker Shaft



Ⓞ 152603 Carriage Assembly

Figure 7-11. Right Side Linkage and Type Box Carriage Mechanism

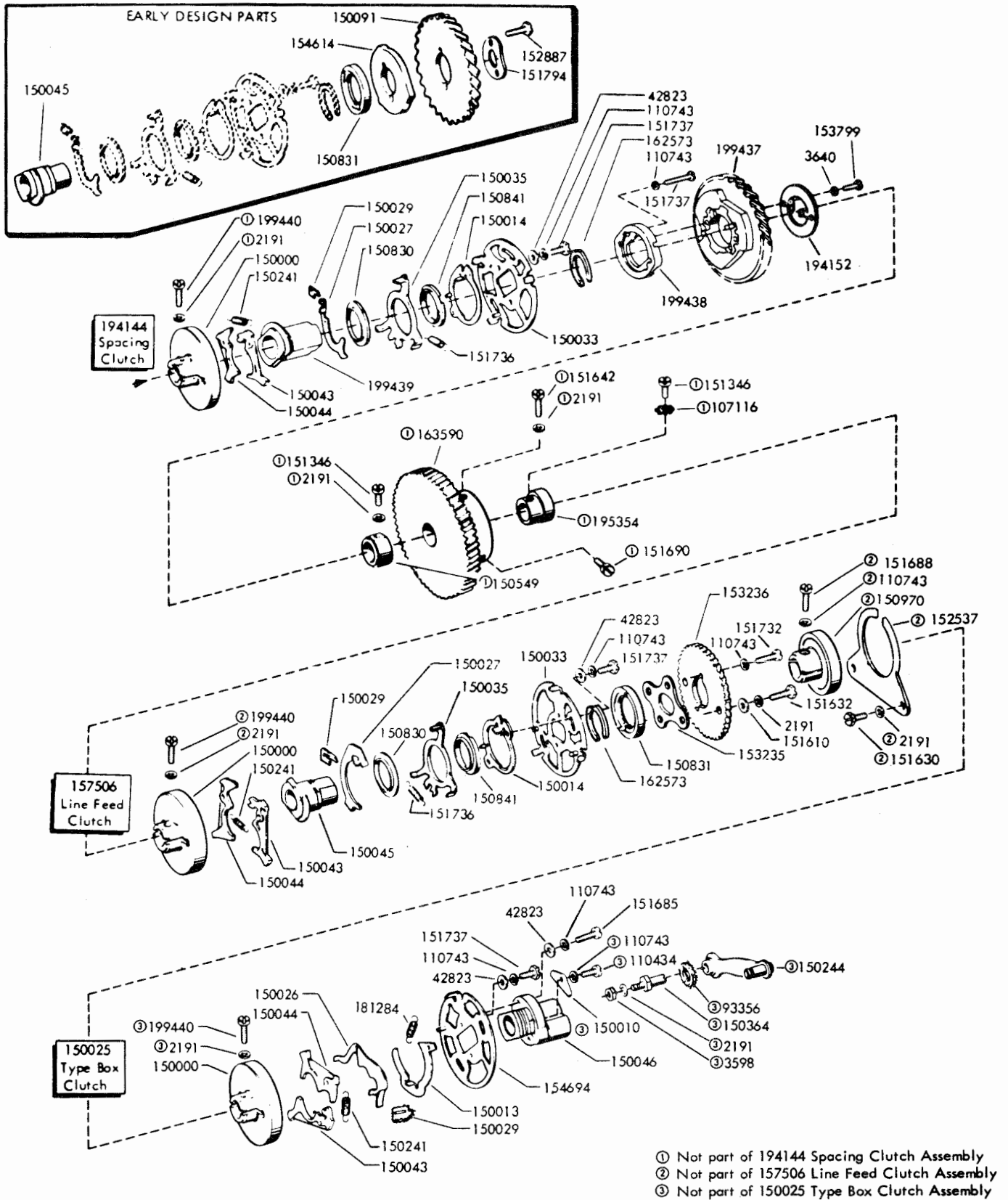
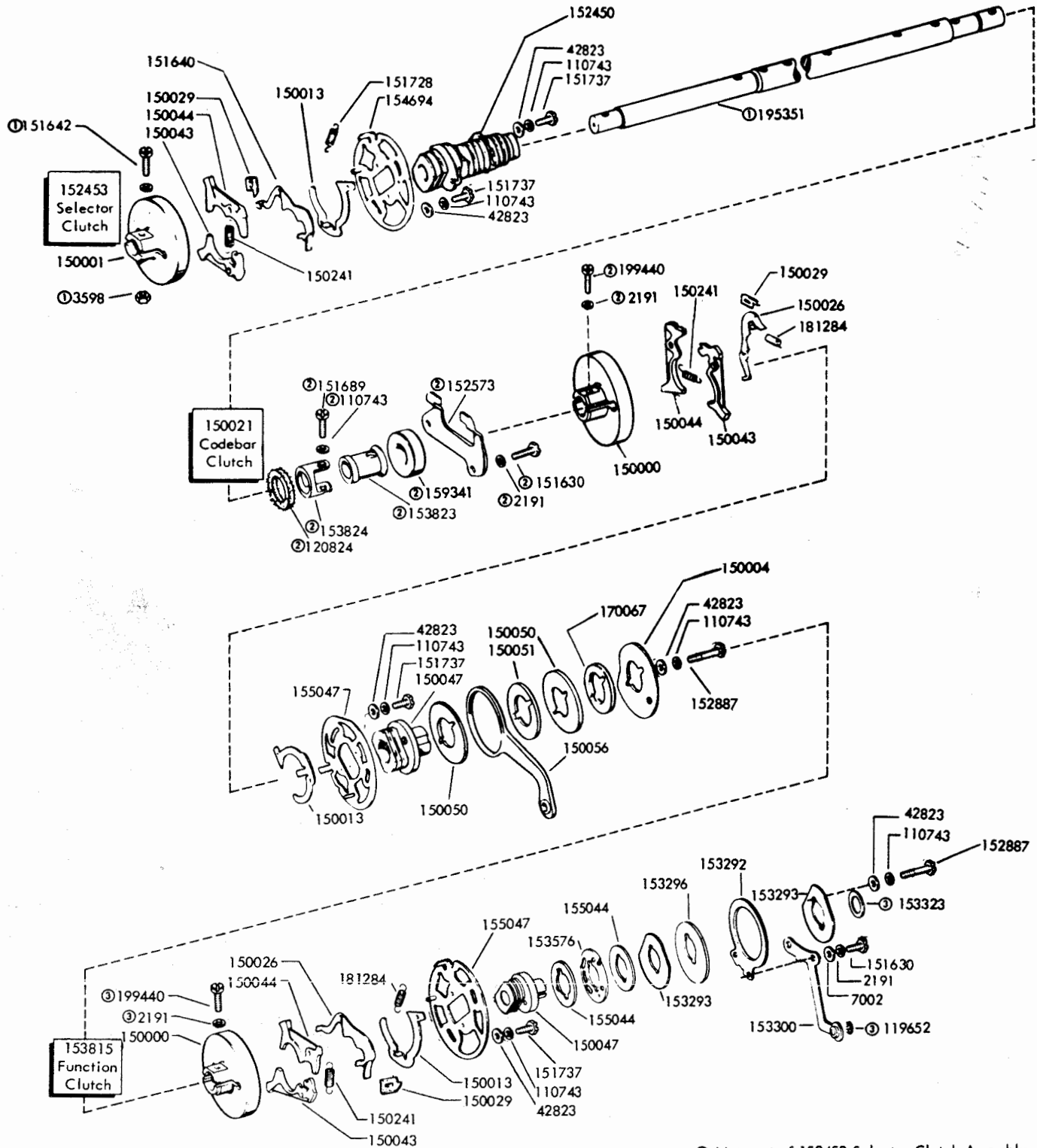


Figure 7-12. Main Shaft (Sheet 1 of 2)



- ① Not part of 152453 Selector Clutch Assembly
- ② Not part of 150021 Codebar Clutch Assembly
- ③ Not part of 153815 Function Clutch Assembly

Figure 7-13. Main Shaft (Sheet 2 of 2)

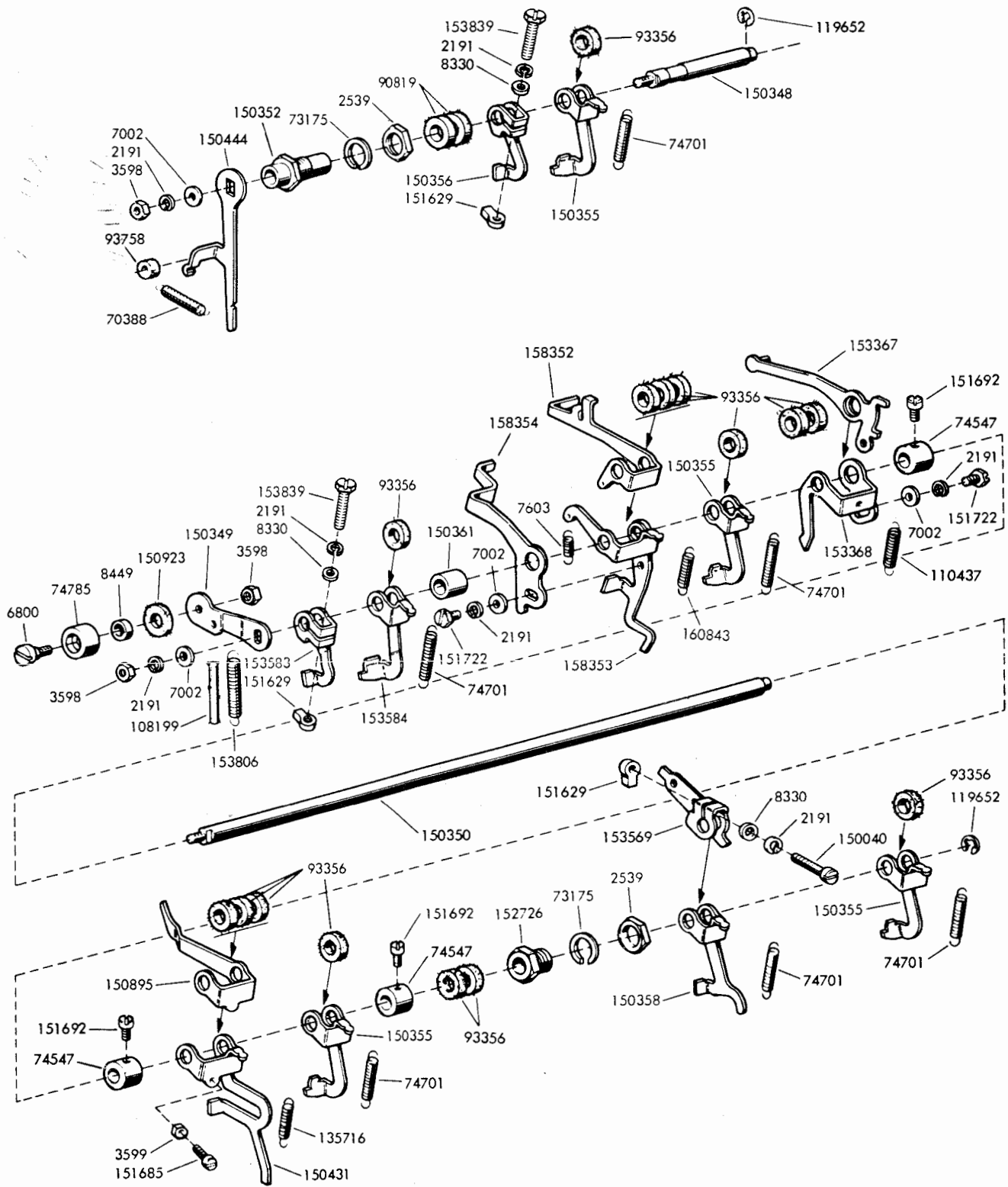
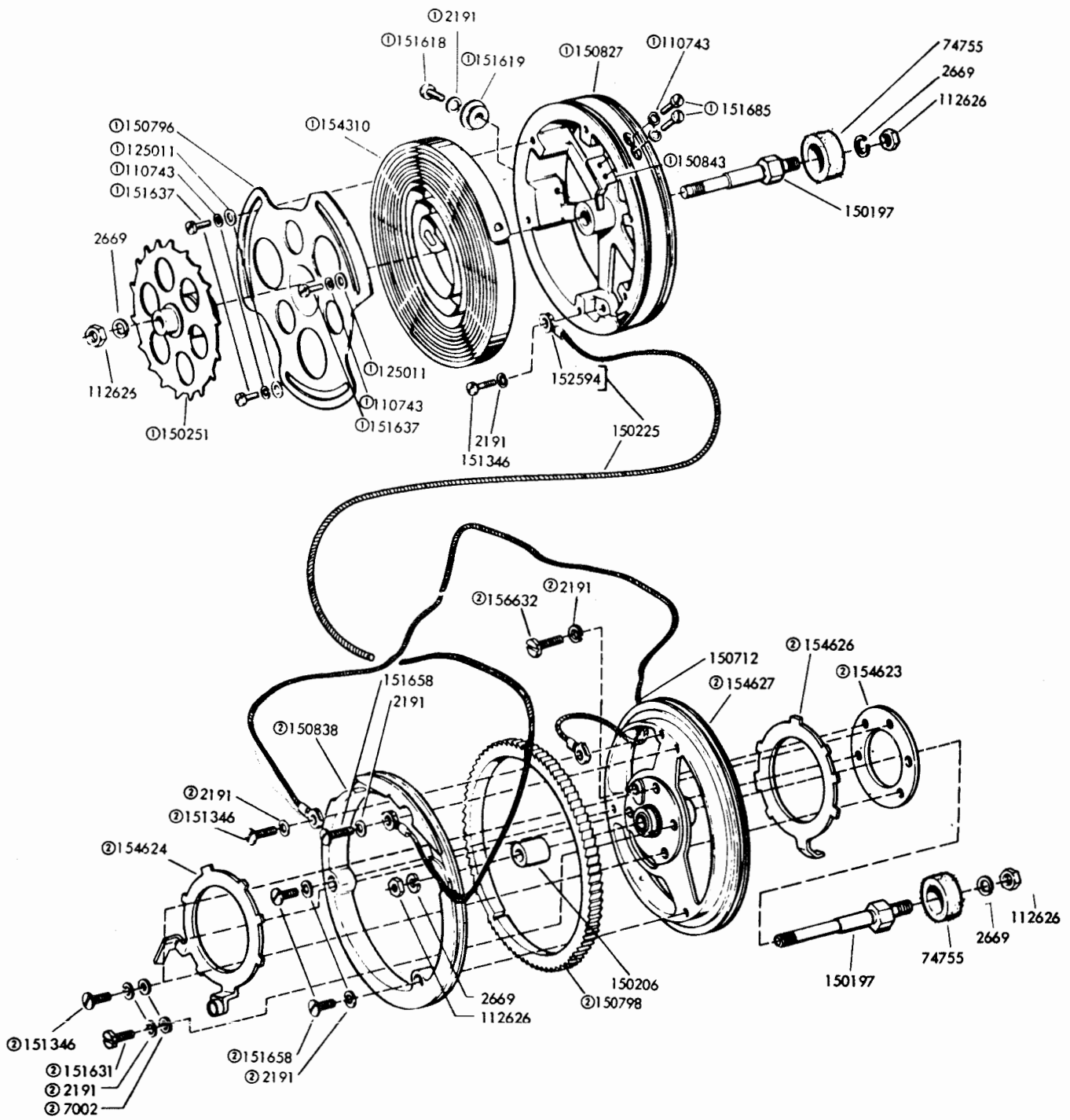
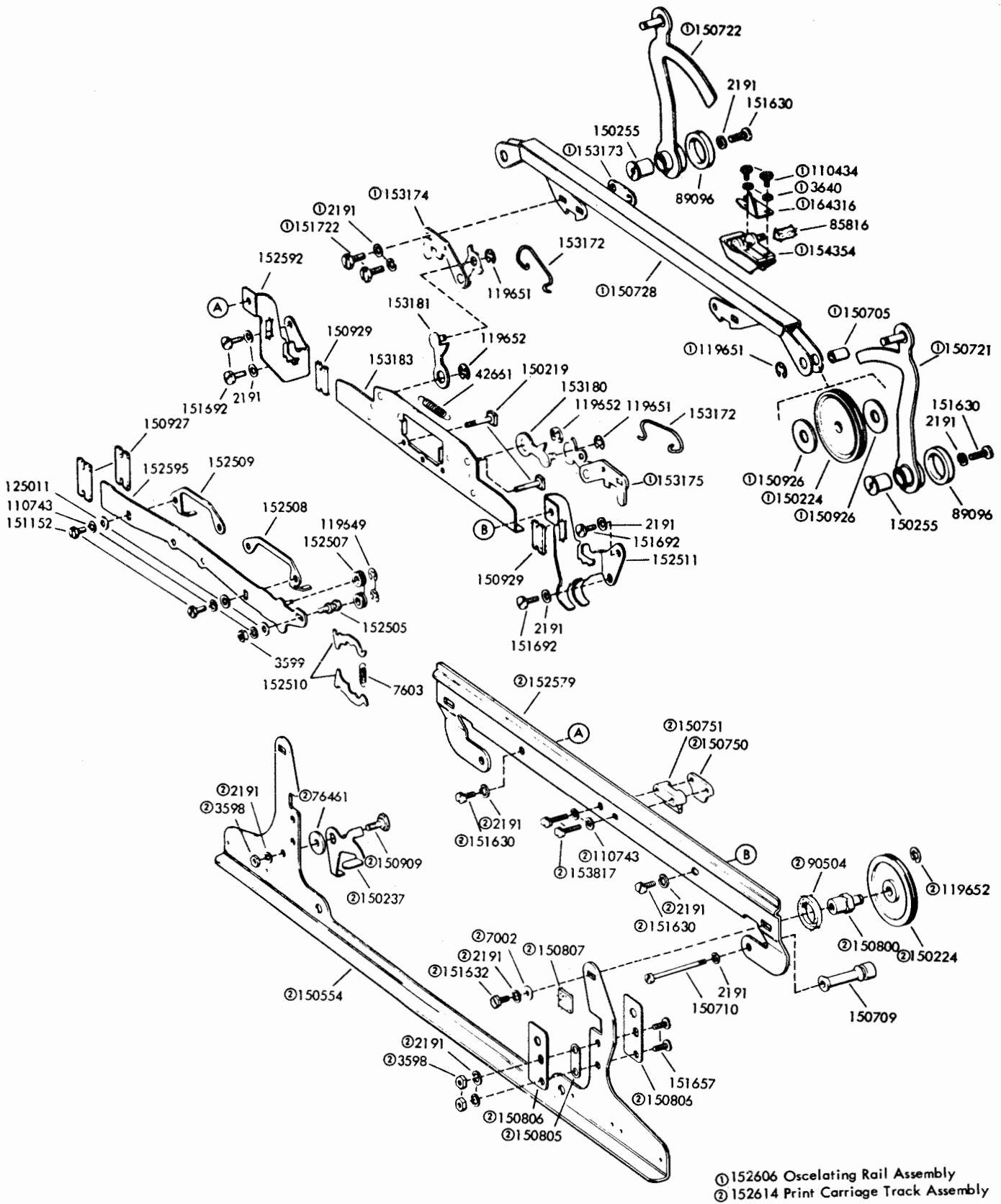


Figure 7-14. Trip Shaft Mechanism



① 150842 Spring Drum Assembly  
 ② 153944 Universal Spacing Drum Assembly

Figure 7-15. Carriage Return and Spacing Drum Mechanism



① 152606 Oscelating Rail Assembly  
 ② 152614 Print Carriage Track Assembly

Figure 7-16. Front Plate Mechanism (Sheet 1 of 3)

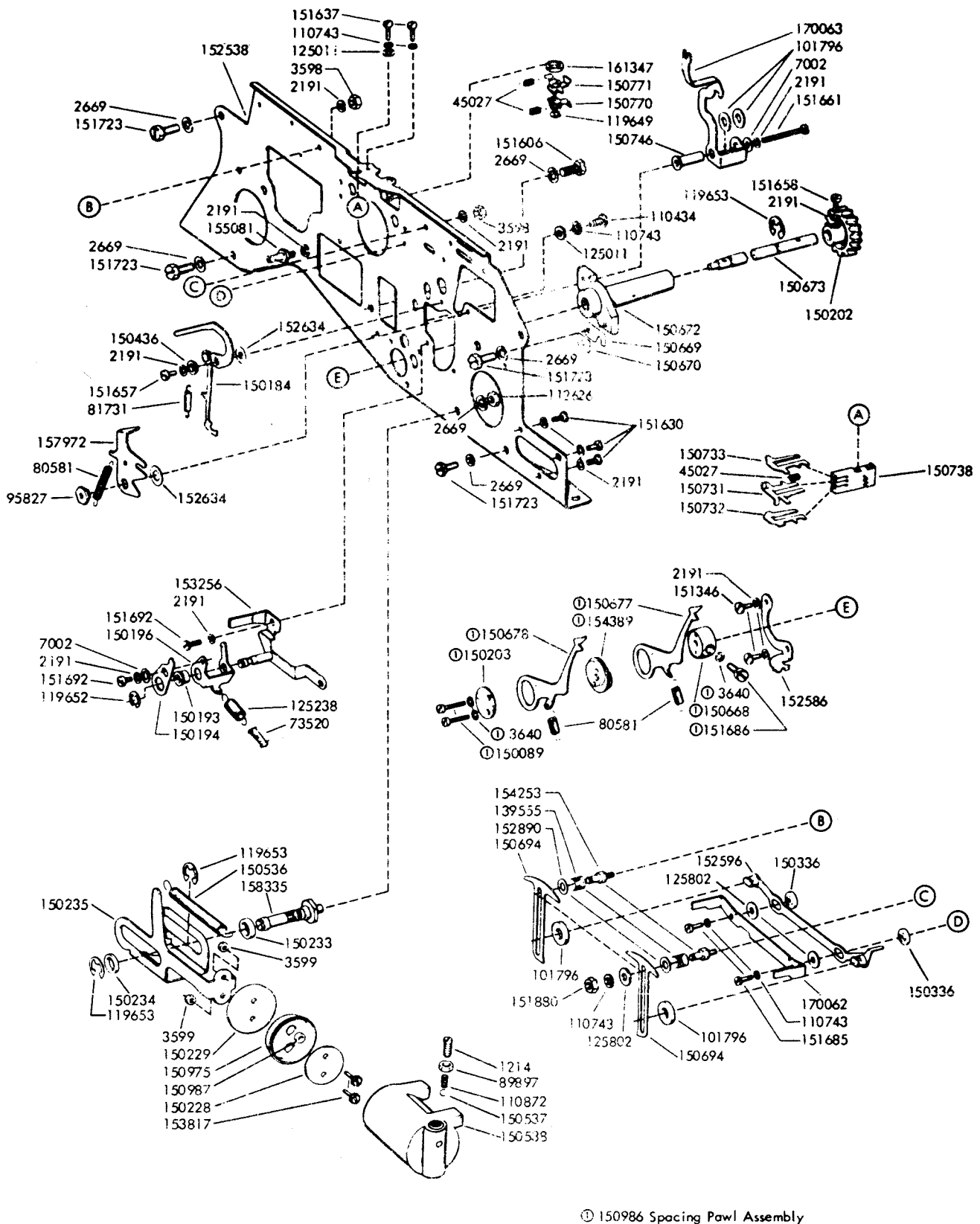
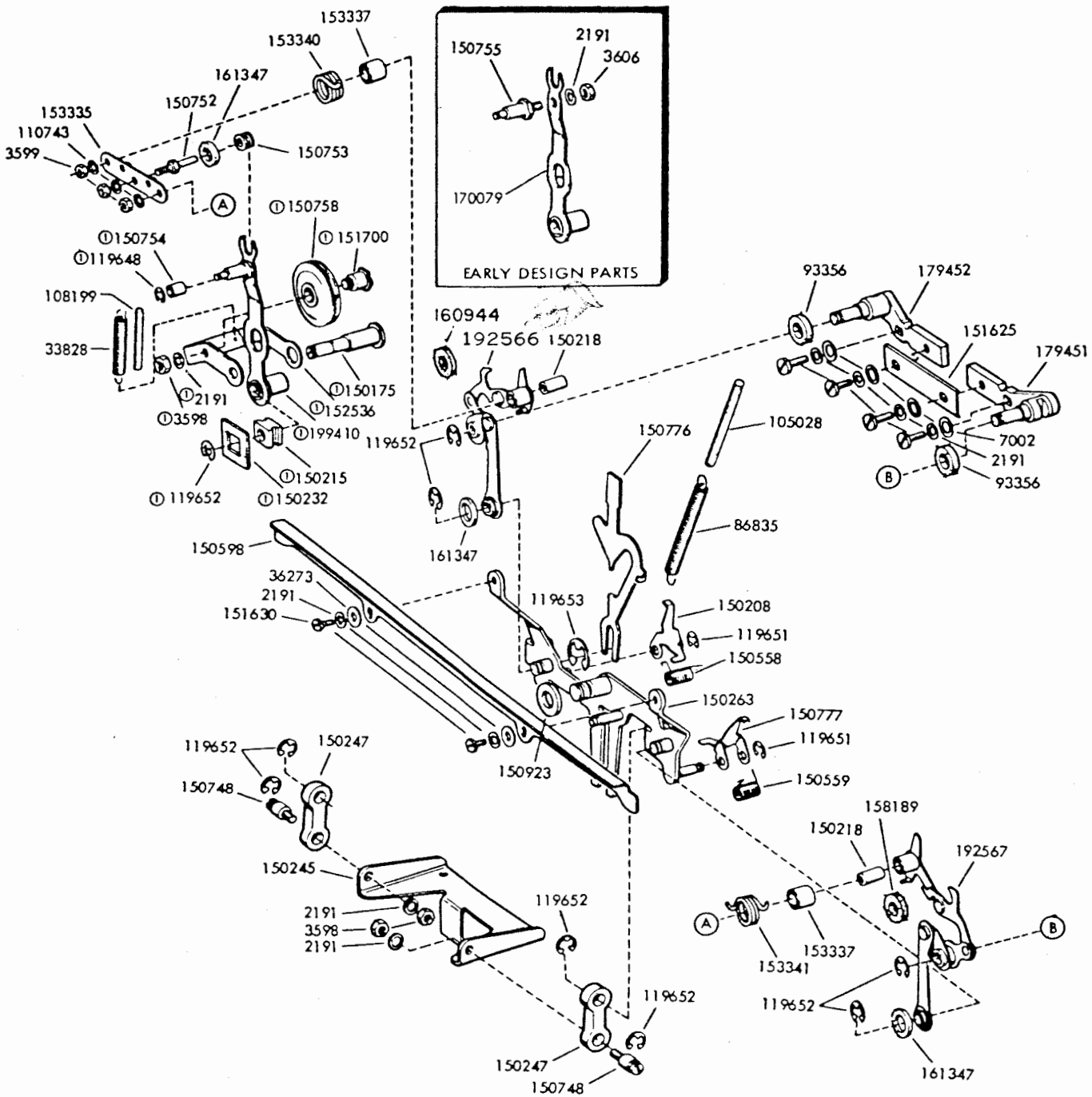


Figure 7-17. Front Plate Mechanism (Sheet 2 of 3)





©170078 Locklever Arm Assembly

Figure 7-18. Front Plate Mechanism (Sheet 3 of 3)

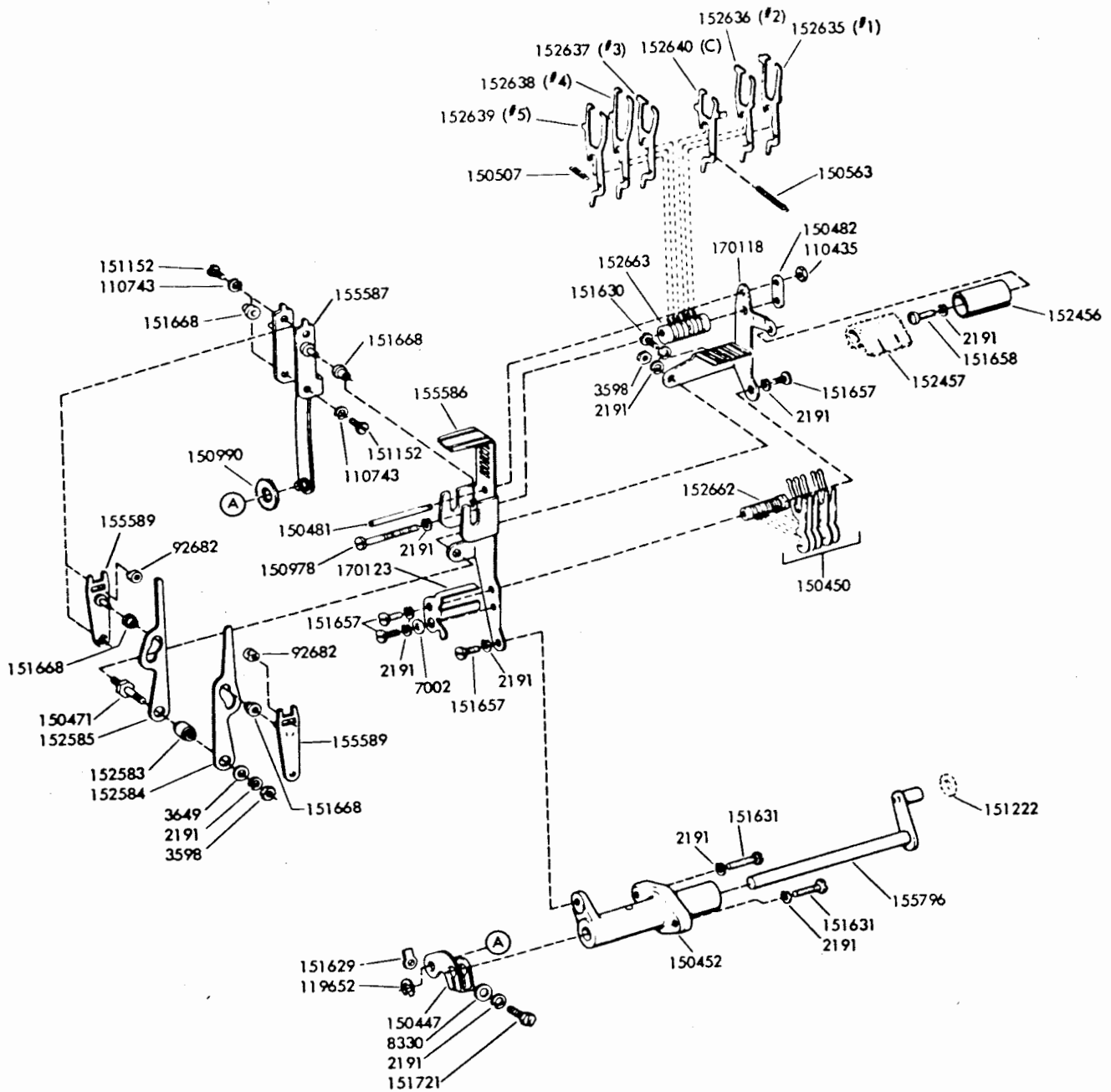
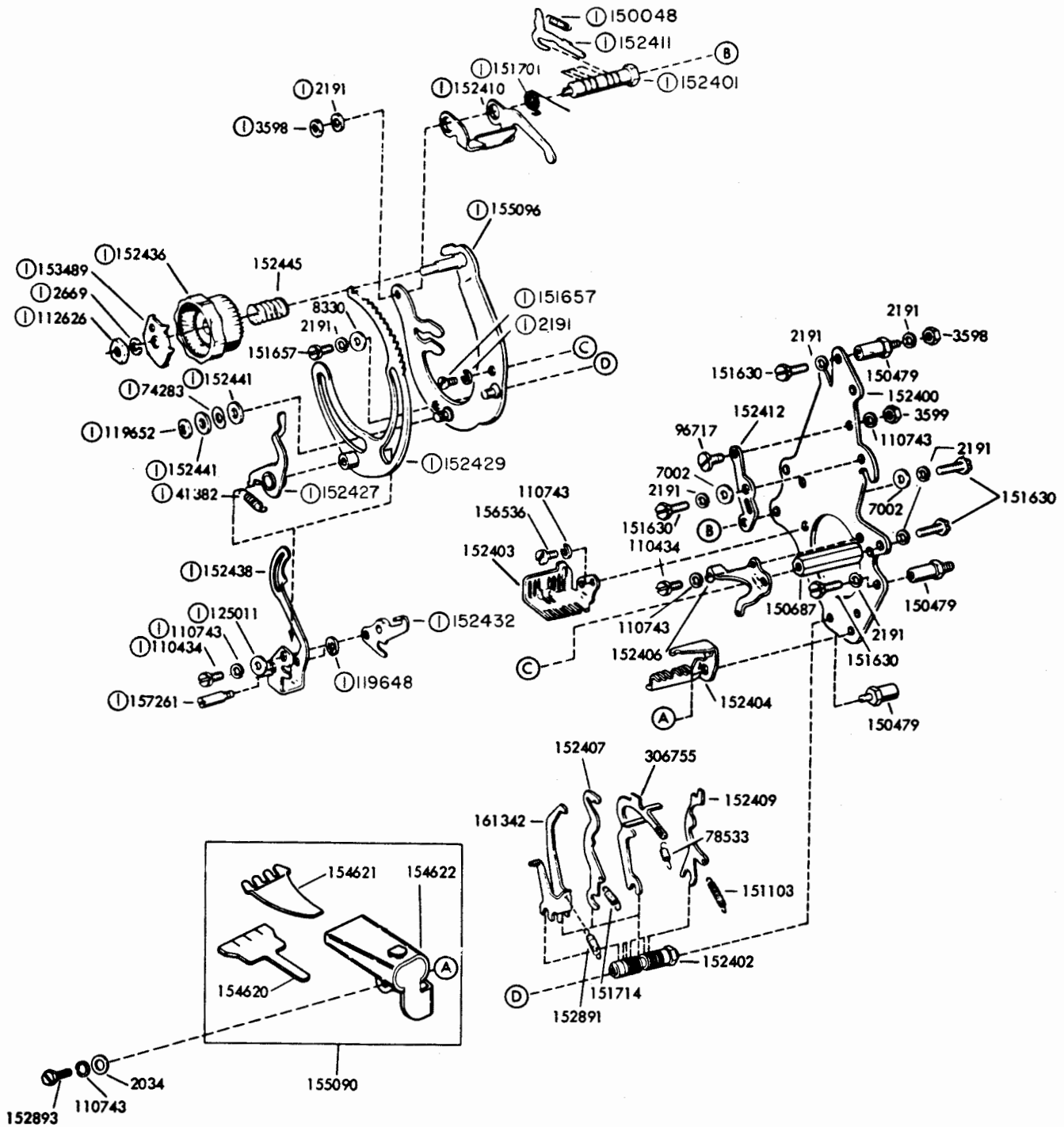


Figure 7-19. Code Bar Positioning Mechanism



① 152430 Range Finder Plate Assembly

Figure 7-20. Selector Mechanism - Used on High-Level Sets

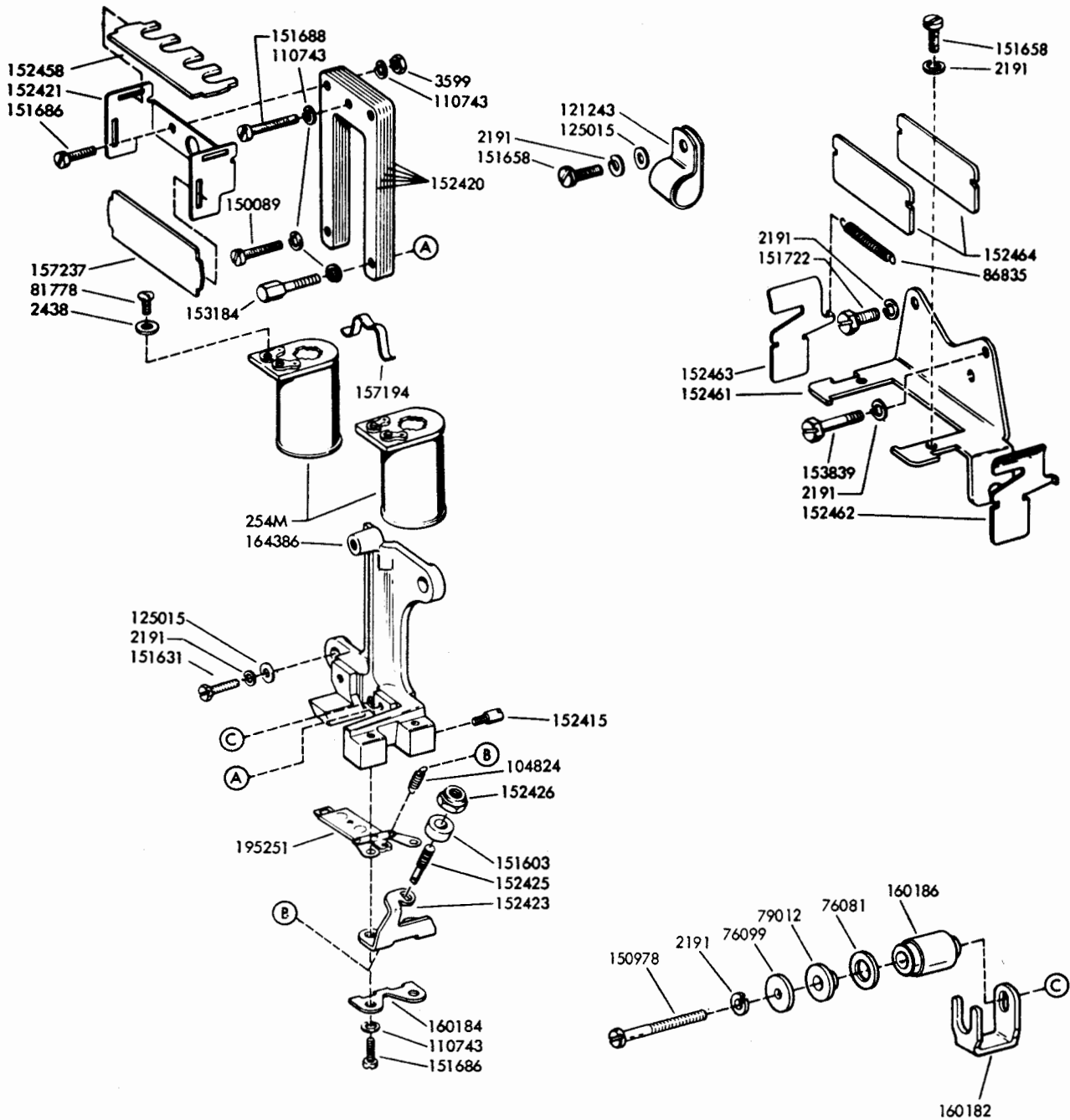


Figure 7-21. Selector Magnet Mechanism - Used on High-Level Sets

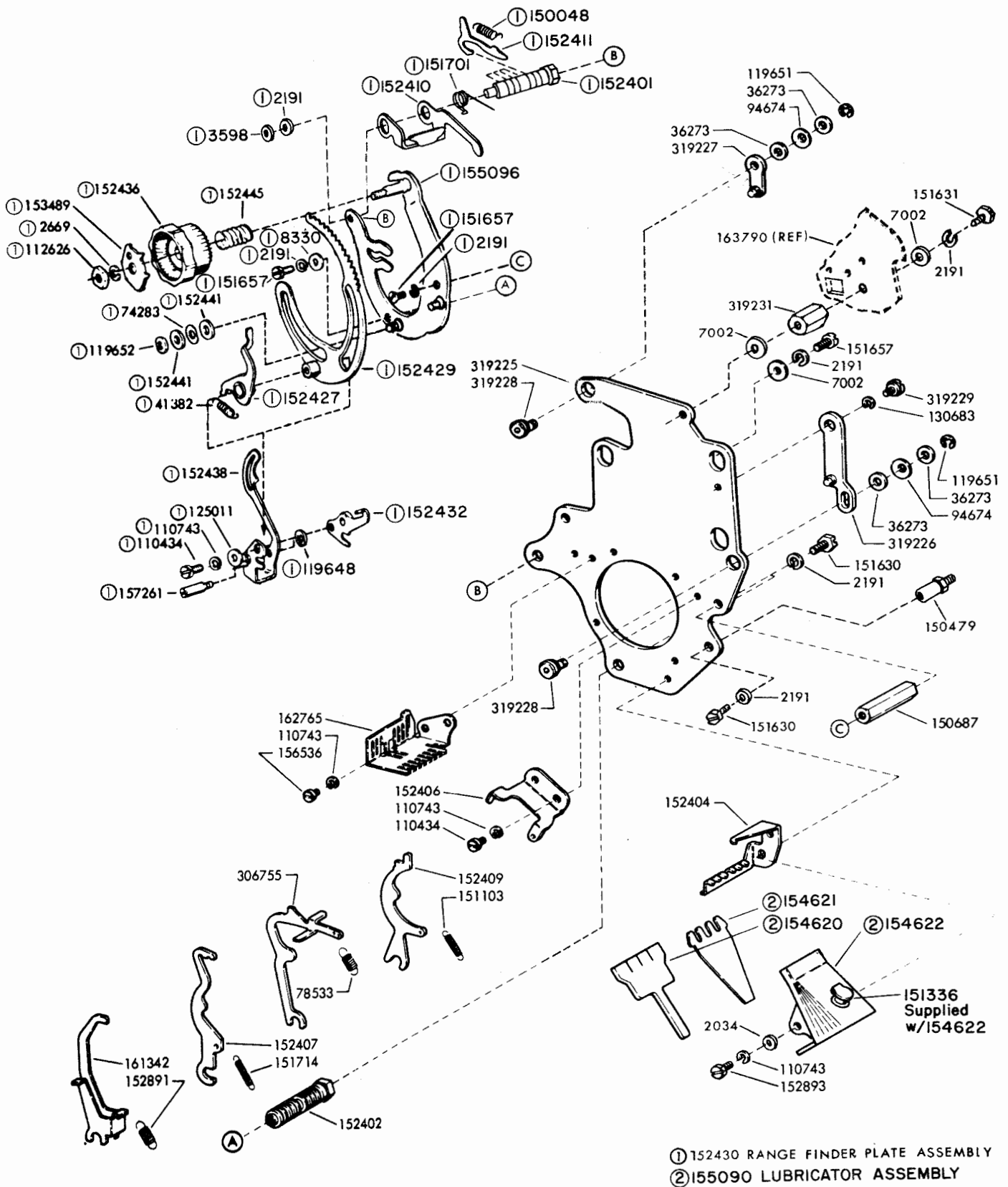


Figure 7-22. 319204 Selector Mechanism - Used on Low-Level Sets (Sheet 1 of 2)

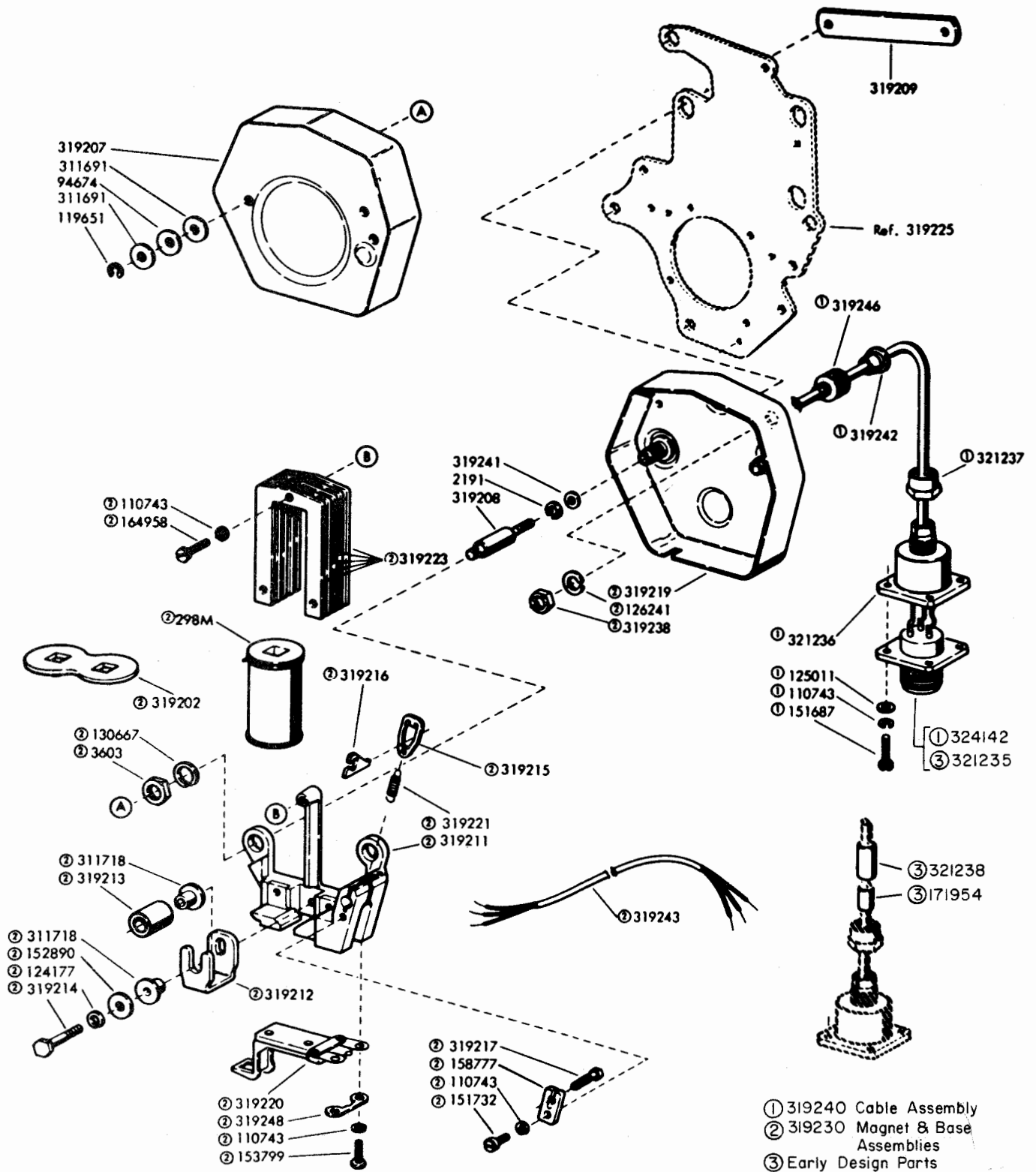


Figure 7-23. 319204 Selector Mechanism - Used on Low-Level Sets (Sheet 2 of 2)

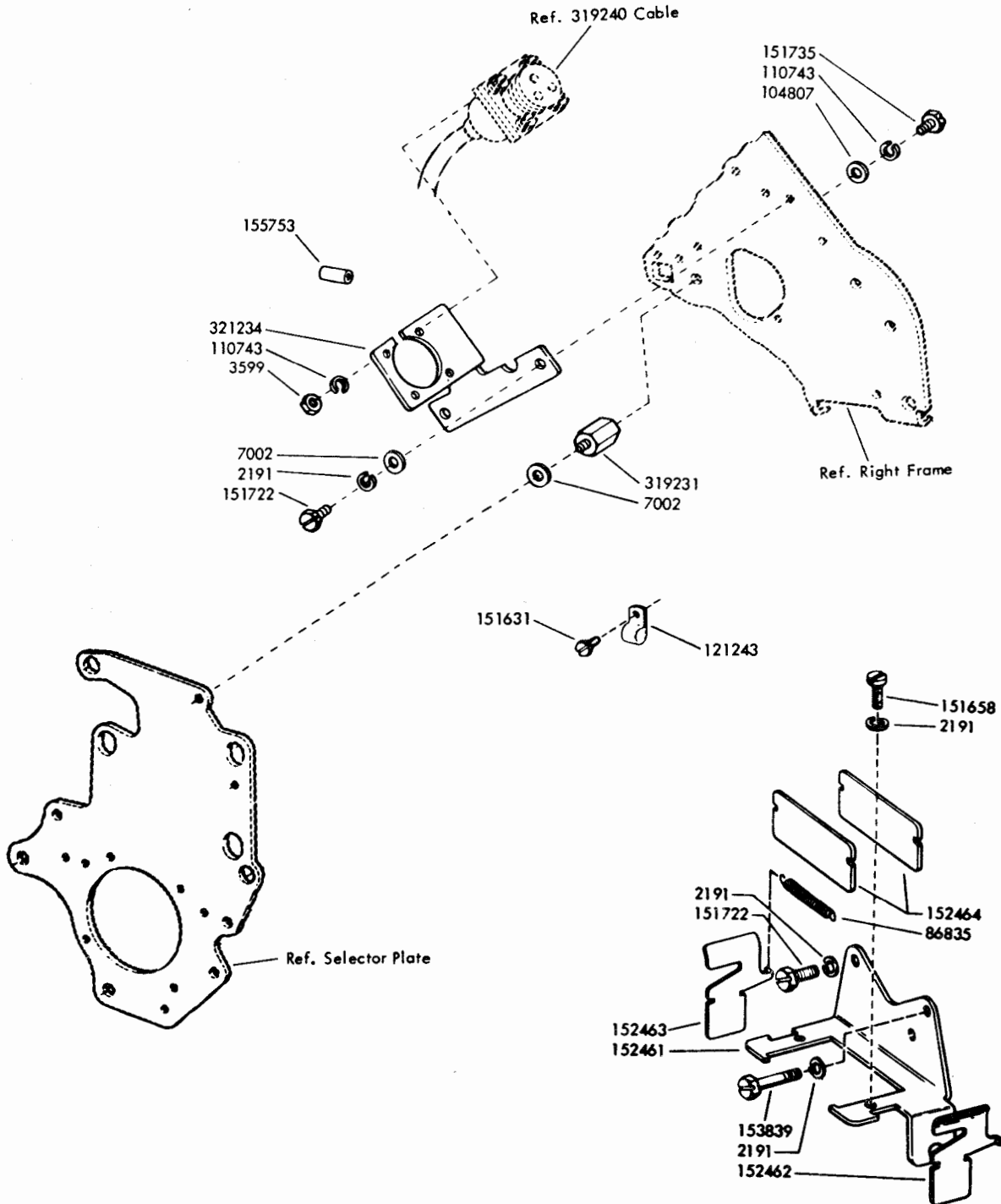


Figure 7-24. 319200 Selector and Print Connector Mounting Parts - Used on Low-Level Sets

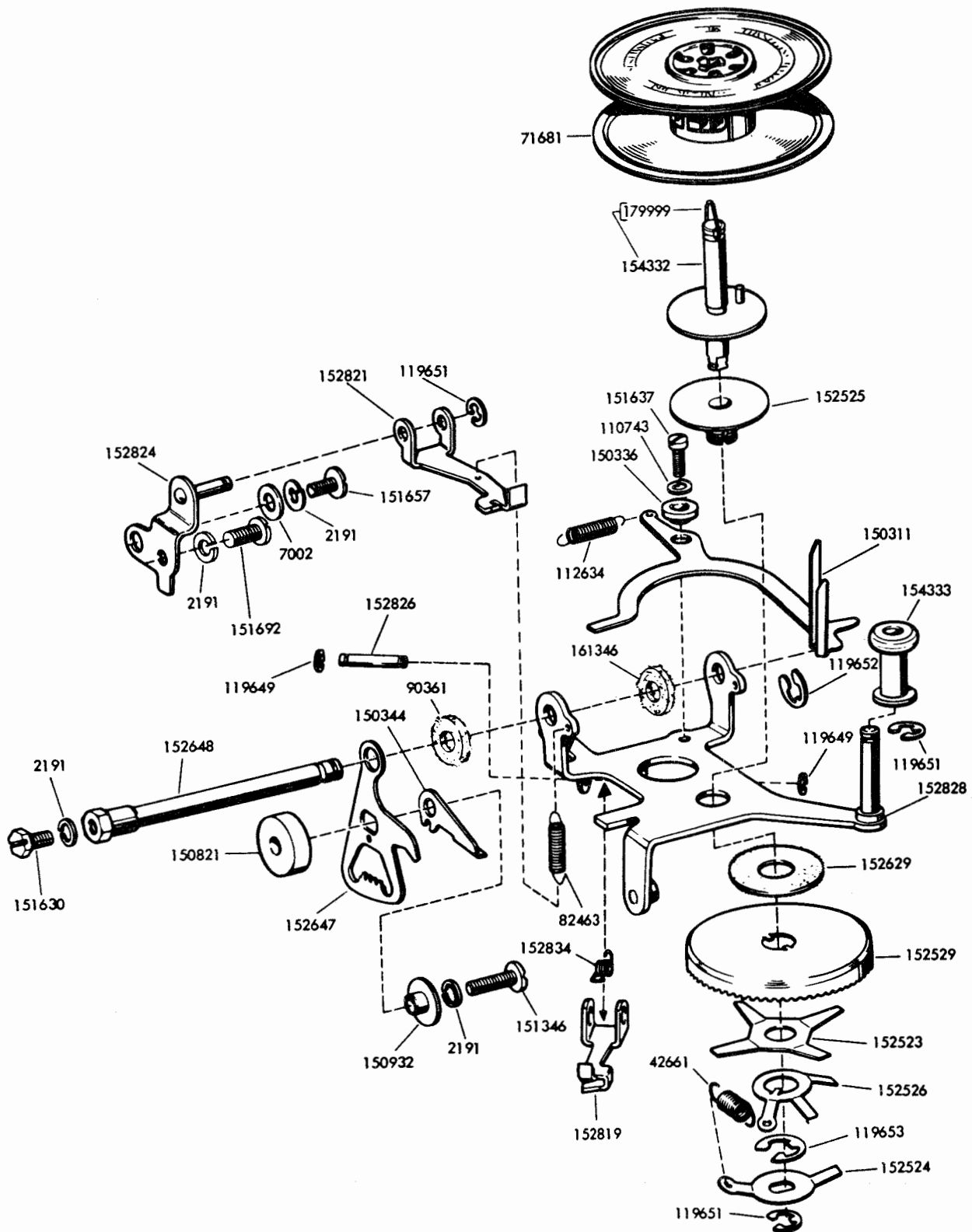


Figure 7-25. Right Ribbon Feed Mechanism



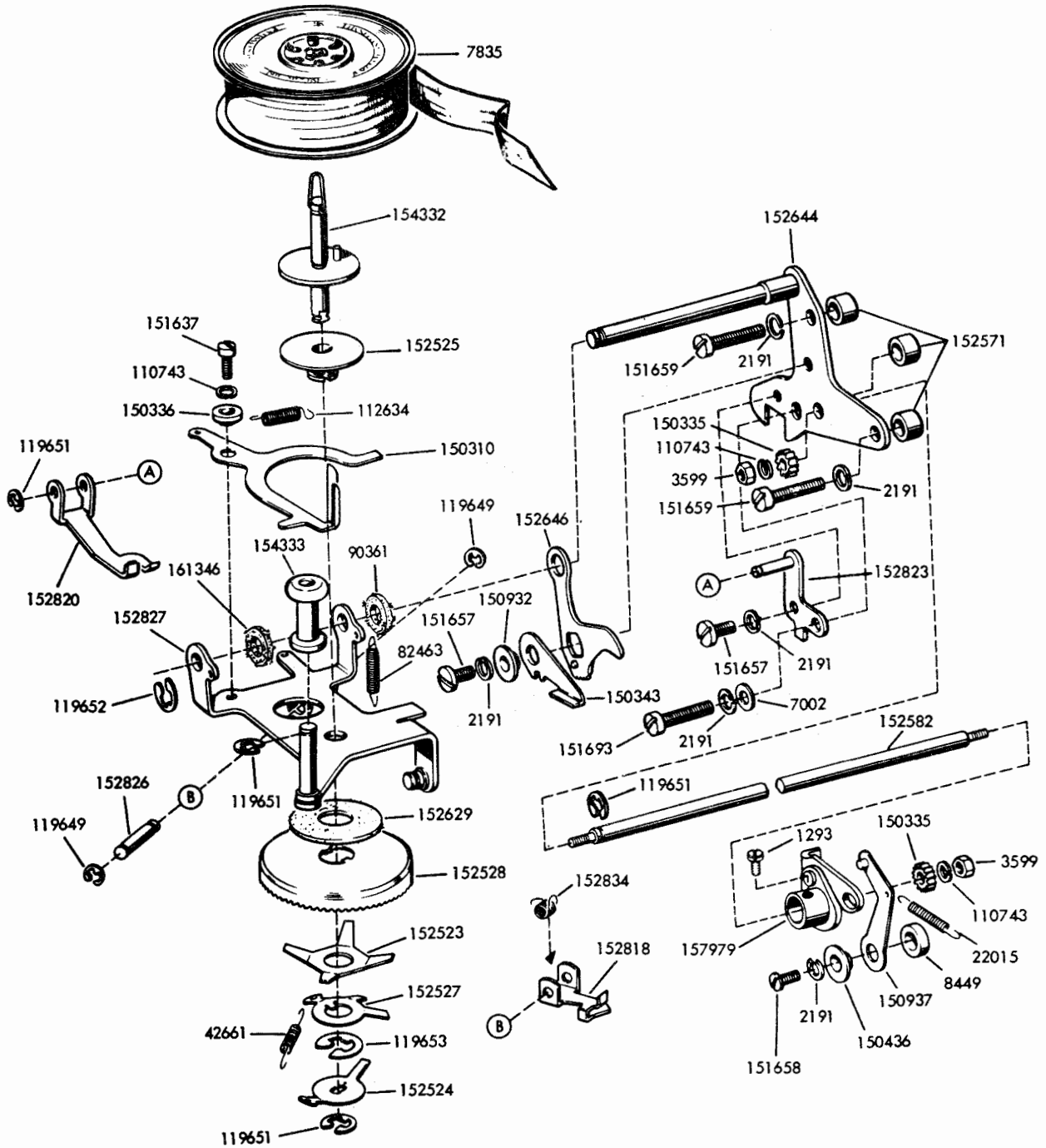


Figure 7-26. Left Ribbon Feed Mechanism

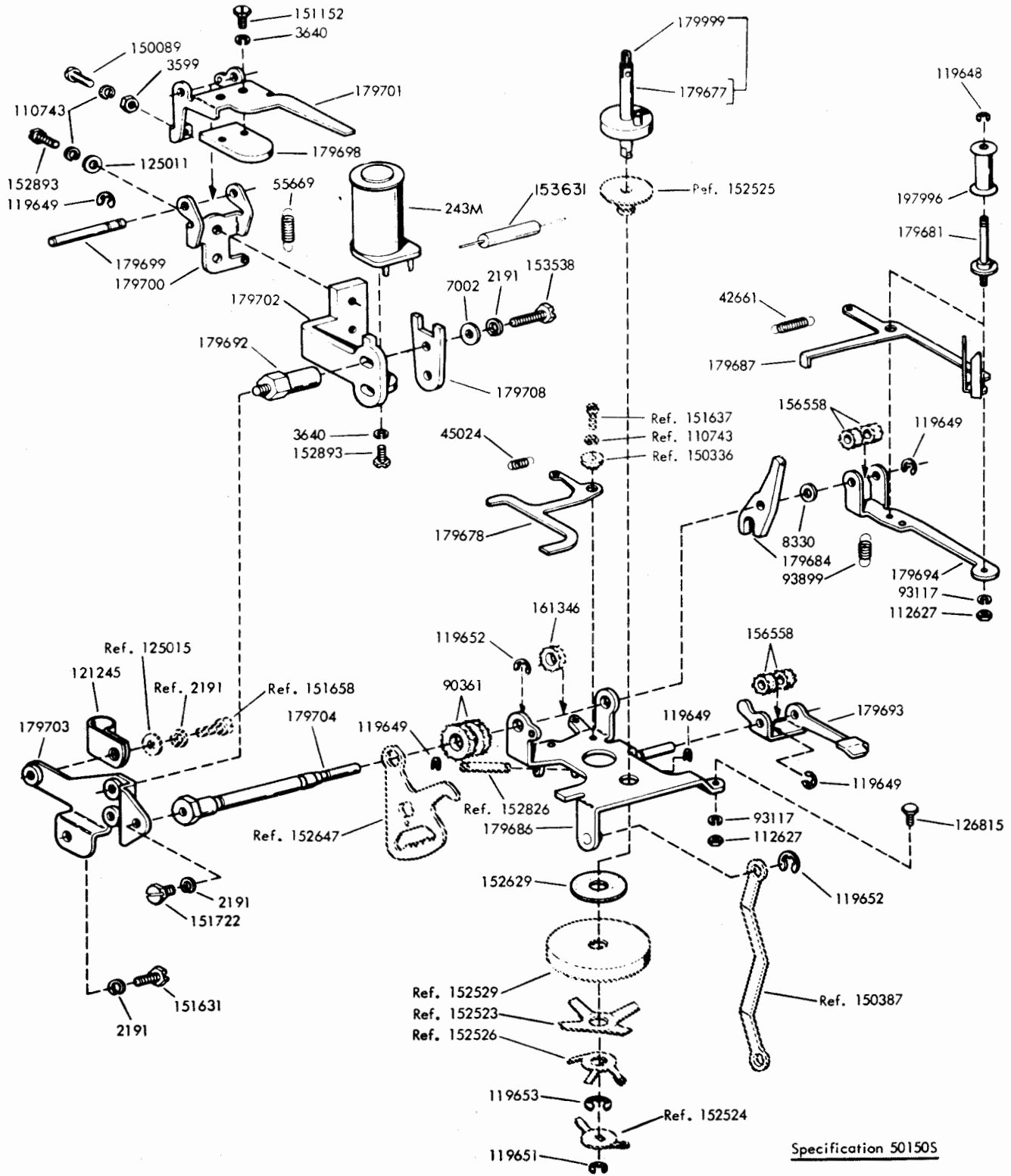


Figure 7-27. 179724 Modification Kit to Provide Two-Color Ribbon Printing - Right Side

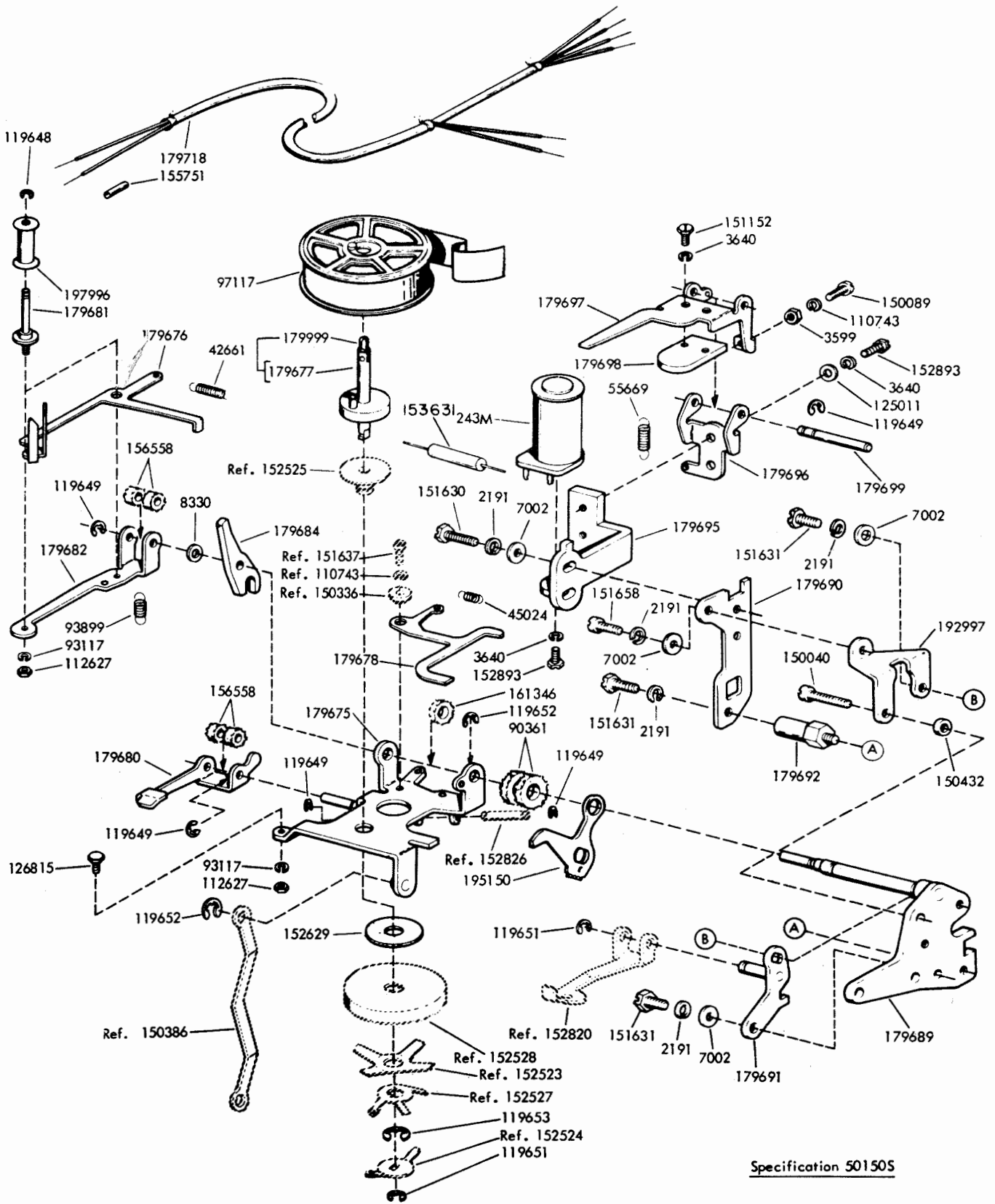
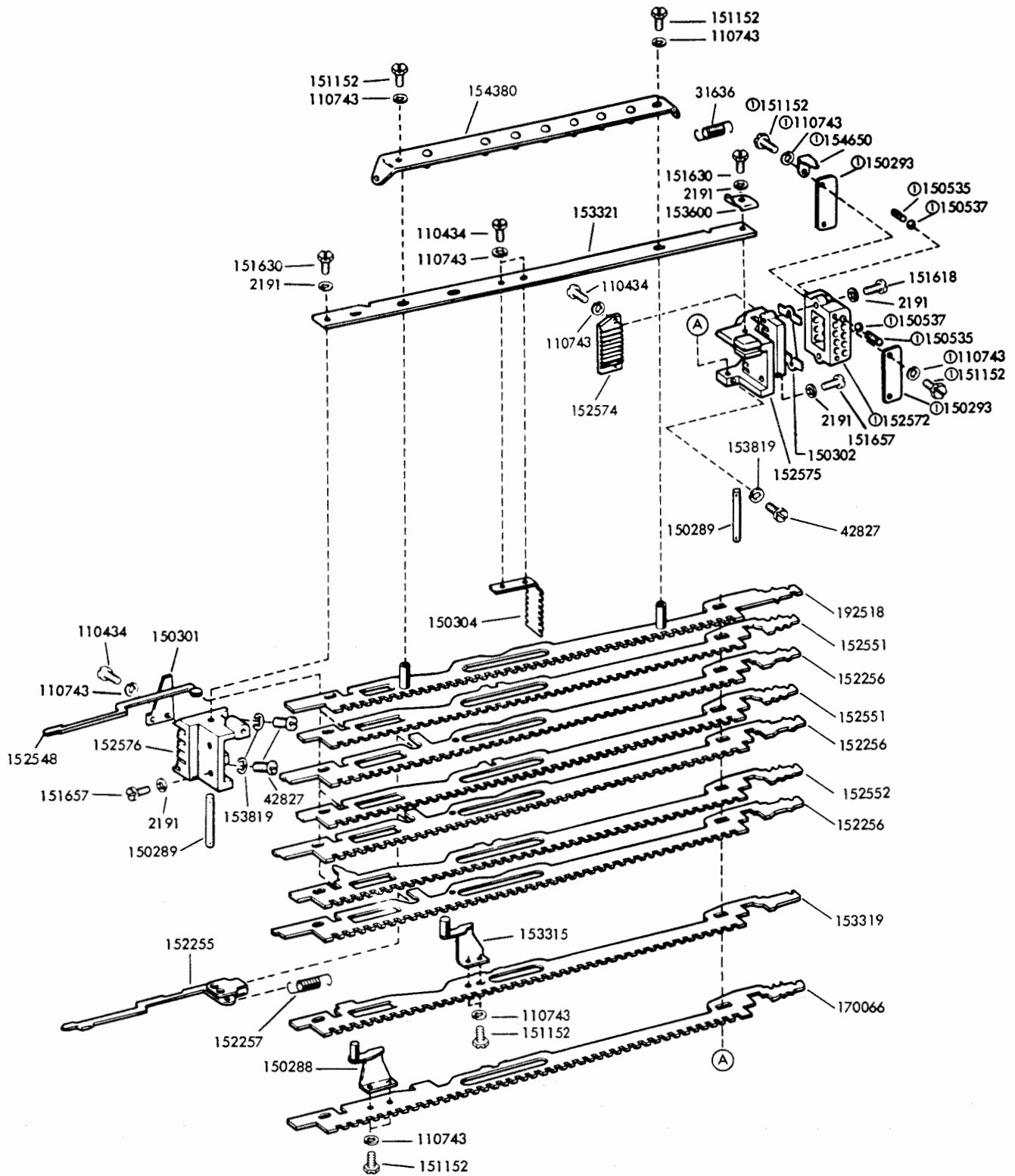


Figure 7-28. 179724 Modification Kit to Provide Two-Color Ribbon Printing - Left Side



ⓐ 157512 Detent Bracket Assembly

Figure 7-29. Code Bar Mechanism

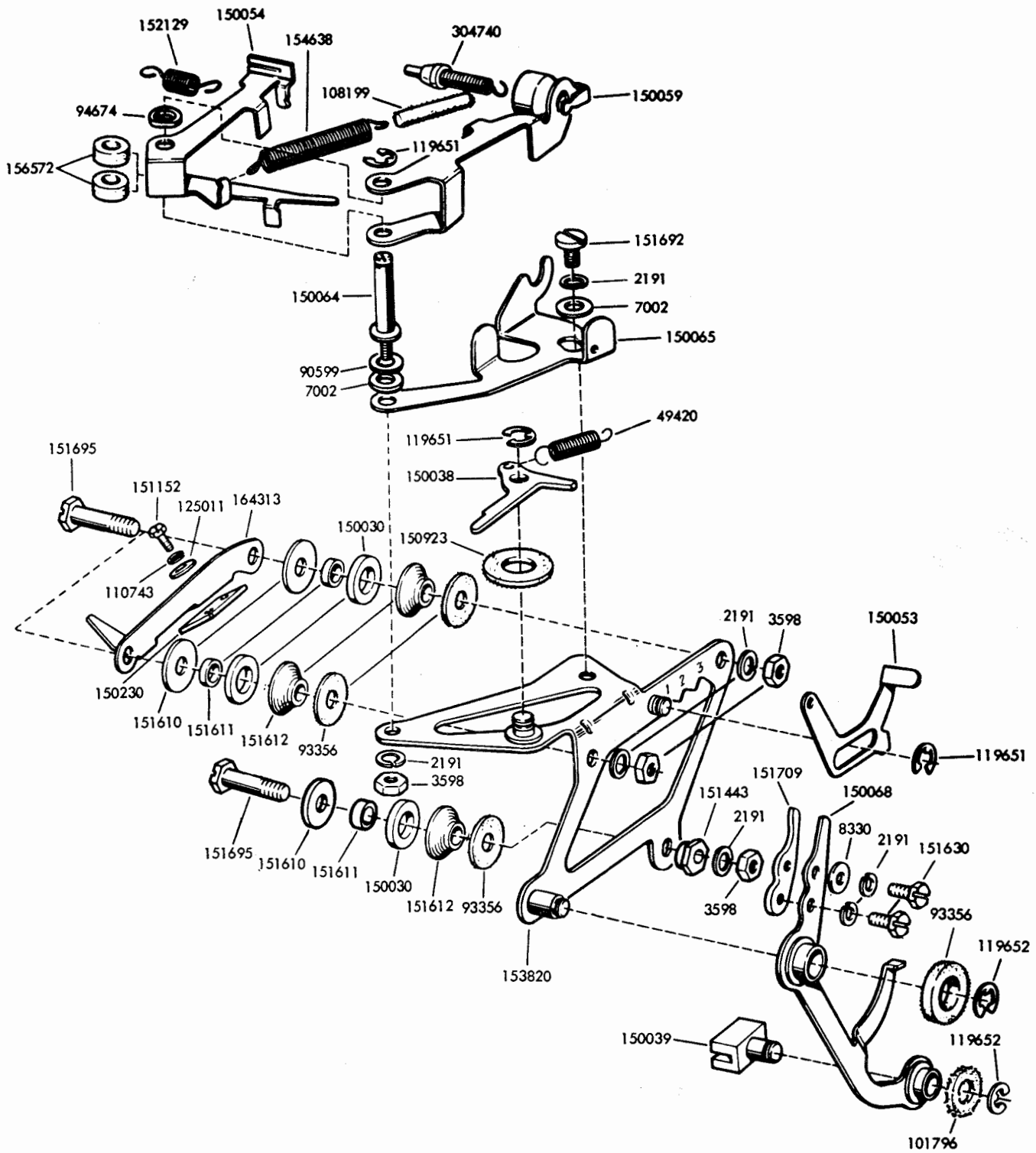


Figure 7-30. Printing Carriage Mechanism

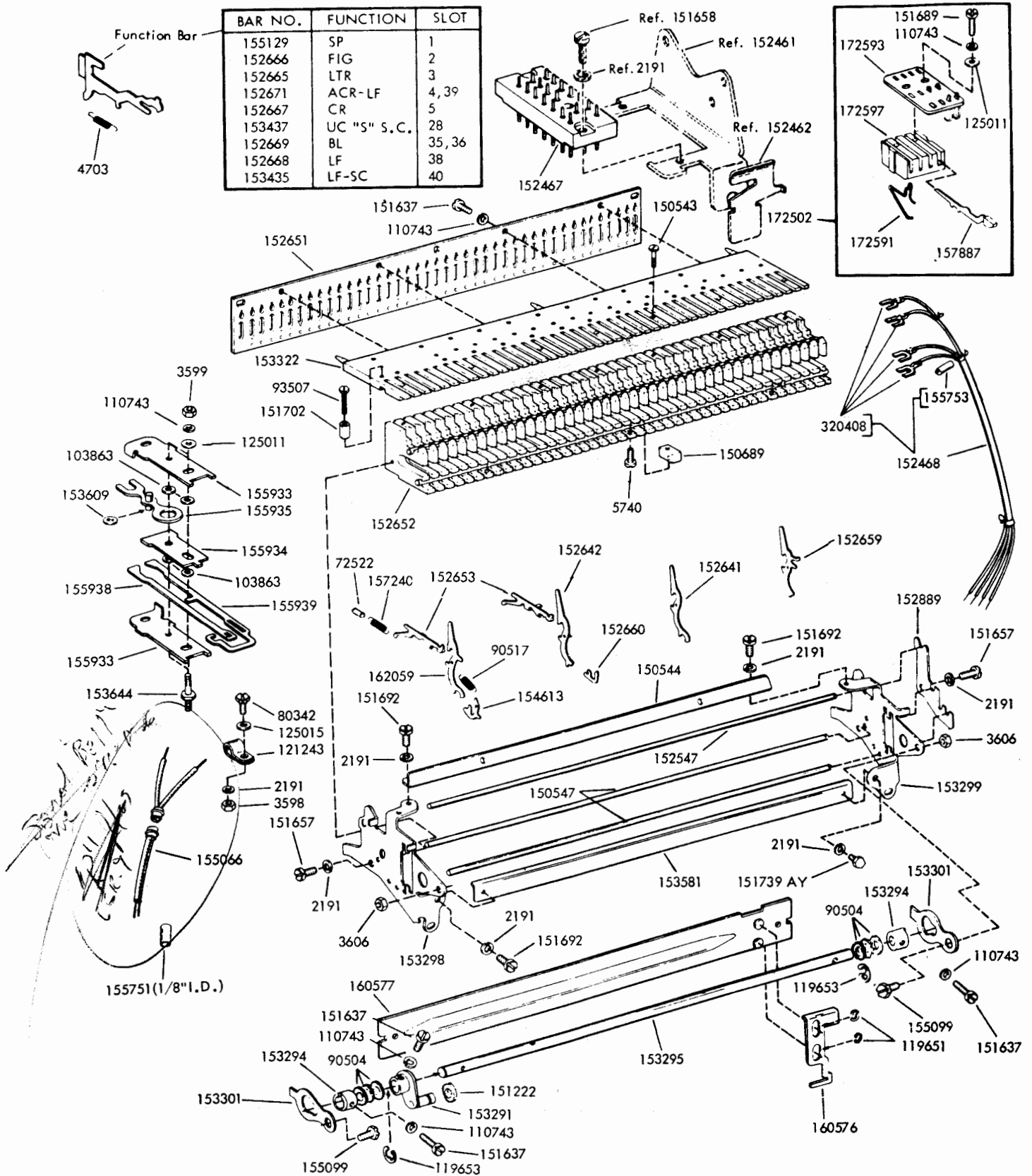


Figure 7-31. 154971 "AY" Stunt Box Assembly

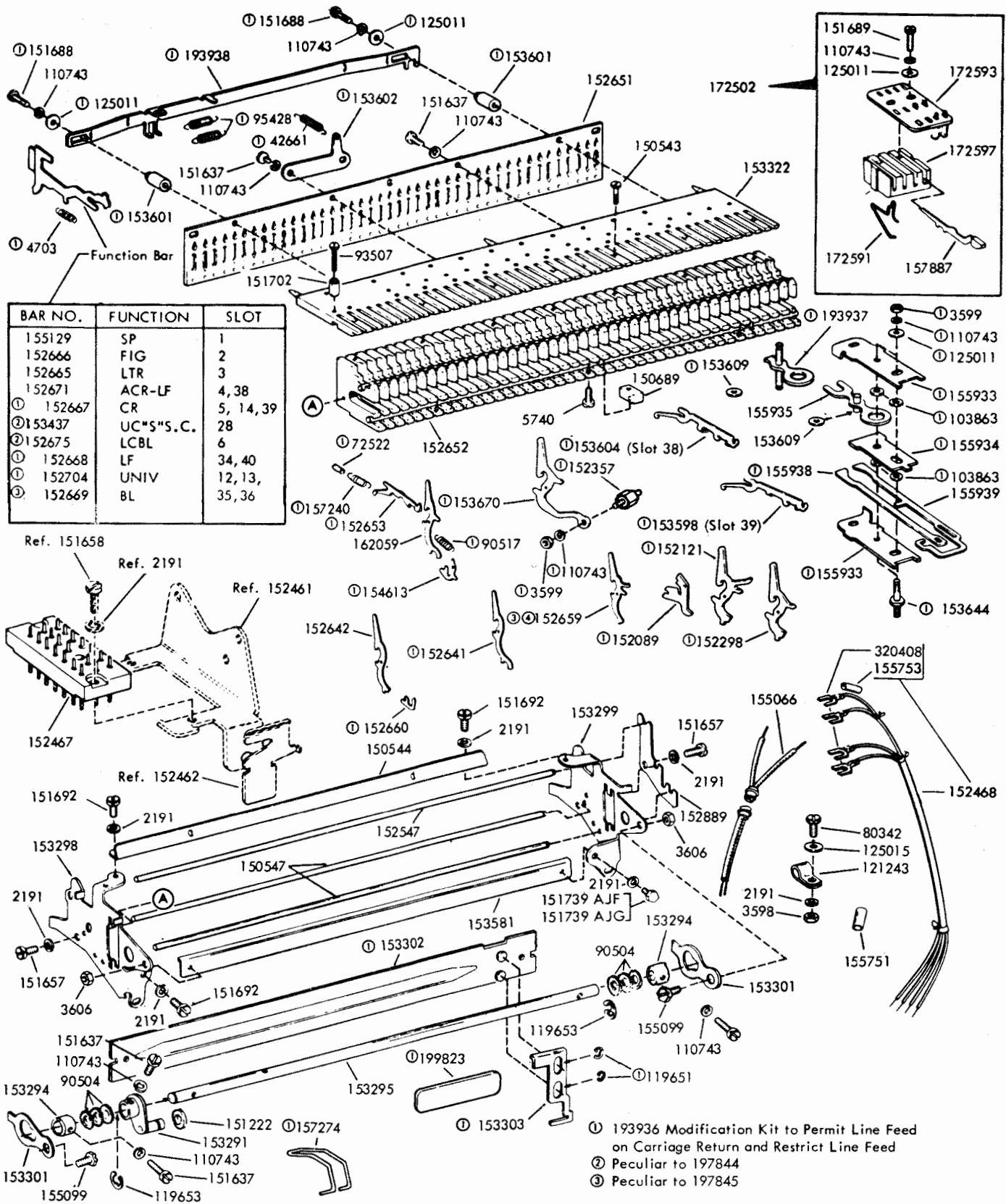
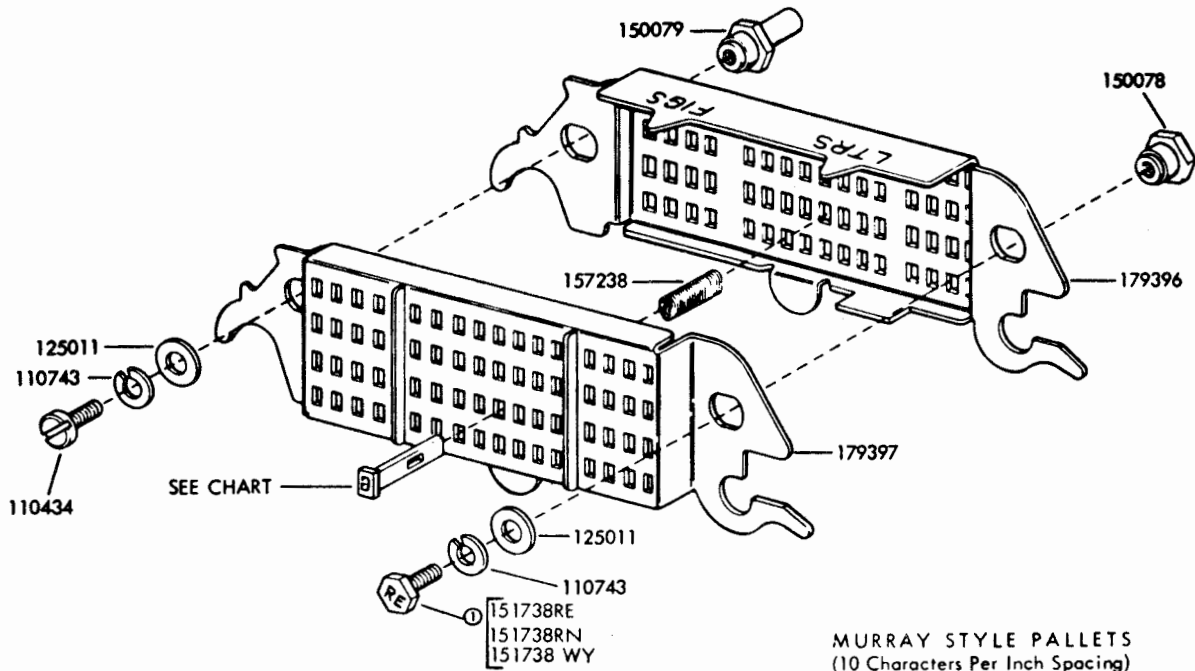
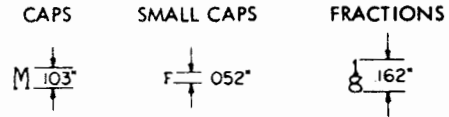


Figure 7-32. 197844 "AJF" and 197845 "AJG" Stunt Box Assemblies



① The two letter suffix indicates a specific type pallet arrangement.

MURRAY STYLE PALLETS  
(10 Characters Per Inch Spacing)



MURRAY STYLE PALLETS

PALLET	NUMBER	PALLET	NUMBER
A	157600	S	157618
B	157601	T	157619
C	157602	U	157620
D	157603	V	157621
E	157604	W	157622
F	157605	X	157623
G	157606	Y	157624
H	157607	Z	157625
I	157608	1	157626
J	157609	2	157627
K	157610	3	157628
L	157611	4	157629
M	157612	5	157630
N	157613	6	157631
O	157614	7	157632
P	157615	8	157633
Q	157616	9	157634
R	157617	-	157642

The Above Pallets are Common to all Murray Style Arrangements

TYPEBOX ARRANGEMENTS  
(Murray Style Pallets)

PALLET	NUMBER	151683 "RE"	151938 "RN"	155701 "WY"
∅	157635	X	X	X
.	157636	X	X	X
,	157637		X	X
"	157638		X	X
'	157639		X	X
;	157640		X	X
:	157641		X	X
/	157643	X	X	X
?	157644		X	X
)	157645		X	X
(	157646		X	X
!	157647		X	X
\$	157648		X	X
&	157649		X	X

PALLET	NUMBER	151683 "RE"	155701 "WY"
#	157659		X
←	157663	X	
→	157664	X	
↓	157665	X	
↑	157666	X	
↘	157667	X	
↙	157668	X	
↗	157669	X	
↖	157670	X	
+	157671	X	
○	157672	X	
⊕	157673	X	
⊗	157674	X	
⊕	157675	X	

Figure 7-33. Type Box and Pallets



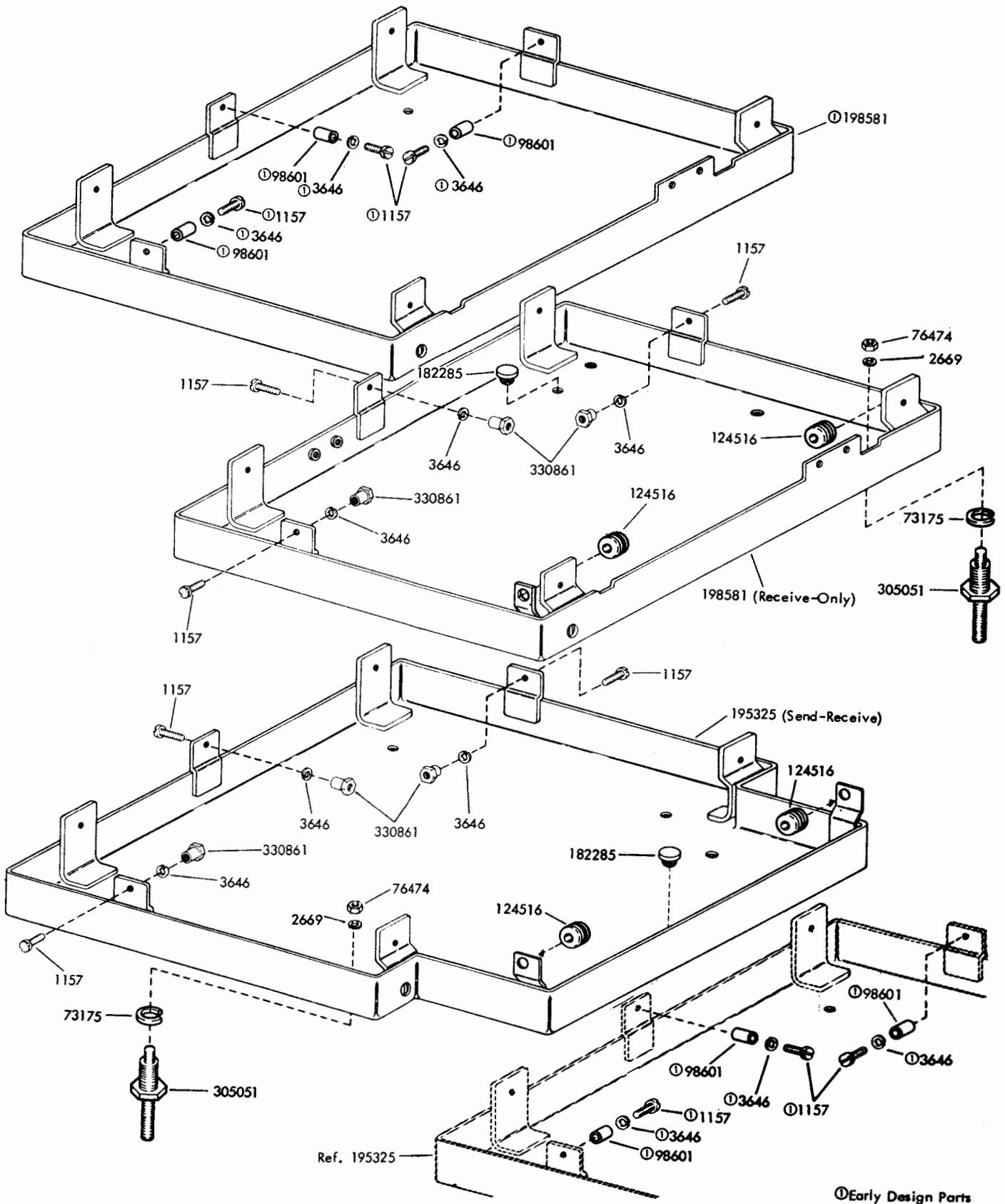


Figure 7-34. Mounting Pans

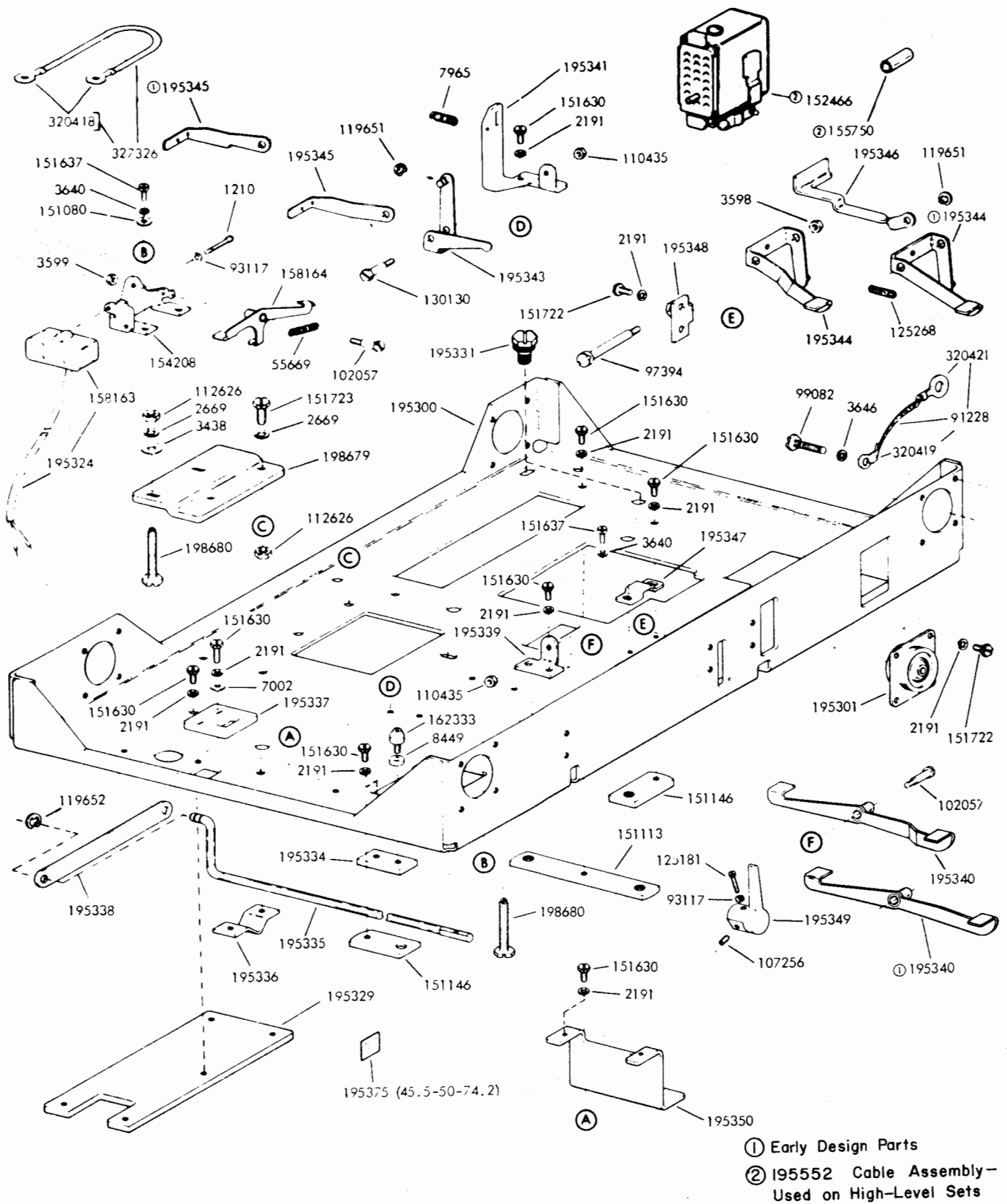


Figure 7-35. Send-Receive Mounting Base and Components



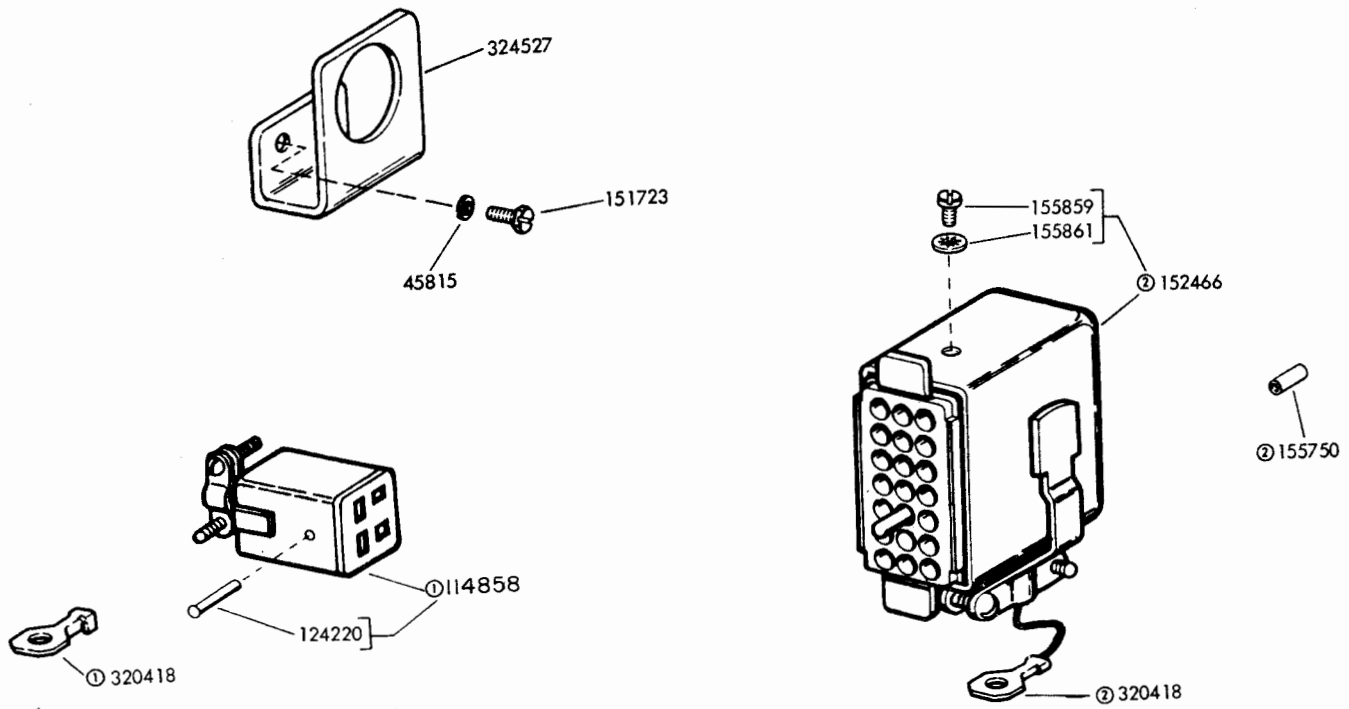


Figure 7-37. Cables for Receive-Only Base -  
Modification Parts for Low-Level Sets

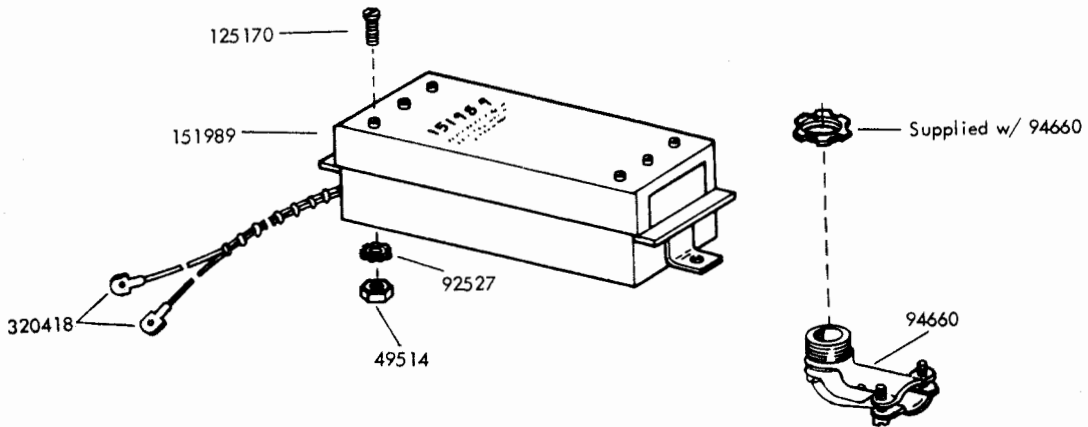


Figure 7-38. 151988 Modification Kit to Add  
Power Line Electrical Noise Suppressor

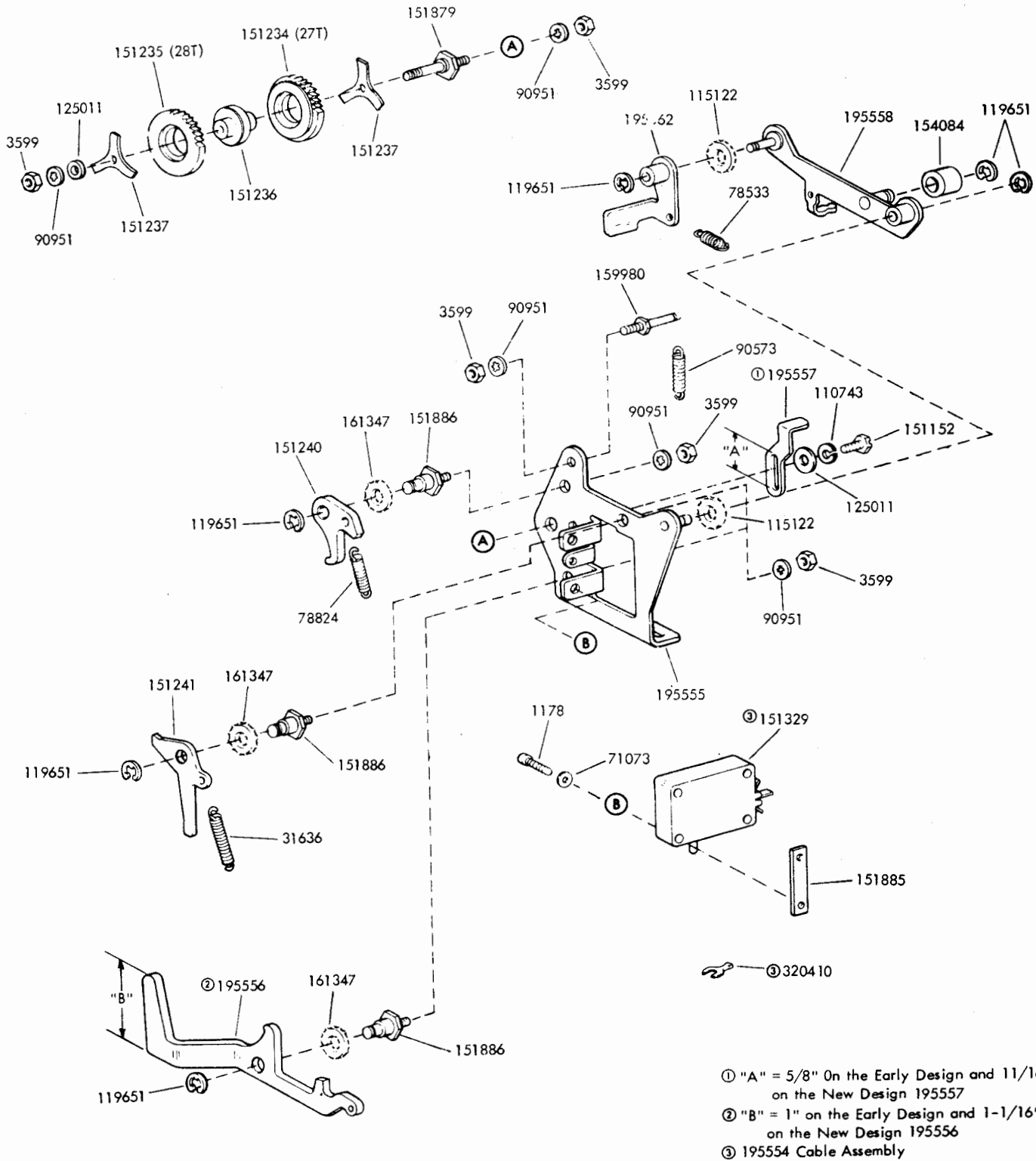


Figure 7-39. 19553 Time Delay Motor Stop Assembly - Used on High-Level Sets

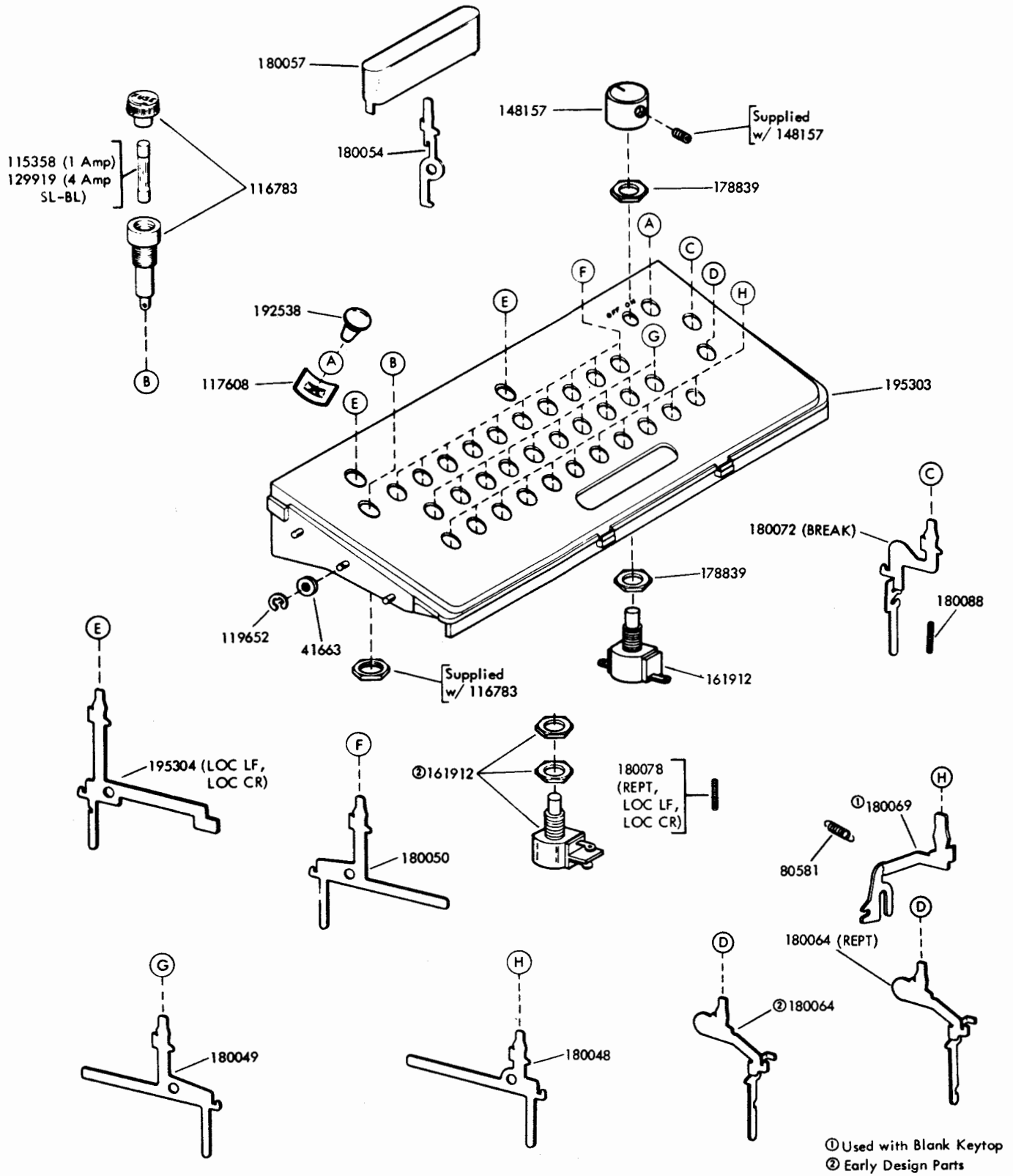


Figure 7-40. Keyboard Cover and Keylever Arrangements



Keytop Description		Part Number	Keytop Description		Part Number	Keytop Description		Part Number
Lower Case	Upper Case		Lower Case	Upper Case		Lower Case	Upper Case	
	LOC LF	① 151249	G	&L	180227	T	5	180217
	LOC CR	① 151250	G	\	185233	U		180177
1	!	180160	H		180186	U	7	180219
2	"	180161	H	#L	180228	V		180193
3	#	180162	H	†	185234	V	=	180276
4	\$	180163	I	8	180220	V	;L	180235
5	%	180164	I	TAB	180178	V	3/8	180248
6	&	180165	J		180187	V	;	180342
7	'	180166	J	BELL	180229	V	⊕	185239
8	(	180167	J	,	180243	W		180172
9	)	180168	J	.	180390	W	2	180214
0		180169	J	/	185235	X		180191
A		180181	K	VT	180188	X	/	180233
A	-	180223	K	1/2	180244	Y		180176
A	†	185230	K	(	180230	Y	6	180218
B		180194	K	←	185236	Z		180190
B	5, 8	180249	L	FORM	180189	Z	+	180275
B	?	180236	L	3/4	180245	Z	"L	180232
B	⊕	185240	L	)	180231	Z	"	180246
C		180192	L	\	185237			180061
C	WRU	180247	M		180196	SHIFT		180201
C	:	180234	M		180238	RUB OUT		180202
C	O	185238	N		180250	RETURN		180203
D	EOT	180183	N	,	180237	LINE FEED		180206
D	+	180225	N	†	180195	HERE IS		180207
D	\$	180240	N	⊕	185241	BREAK		180208
D	WRU	180277	O	←	180179	REPT		180210
D	/	185231	O	9	180221	FIGS		180211
E	WRU	180173	P	@	180180	LTRS		180257
E	3	180215	P	0	180222	ALT MODE		180299
F		180273	P	∅	180389	(No Symbol)		181253
F	RU	180184	Q		180171	CTRL		180170
F	1, 4	180241	Q	1	180213	-	=	180197
F	SL	180226	R	TAPE	180174	,	<	180198
F	→	185232	R	4	180216	.	>	180199
F	!	180343	S	BELL	180239	;	+	180200
G		180274	S	X OFF	180182	/	?	180205
G	BELL	180185	S	'	180224	:	*	185229
G	&	180242	T	TAPE	180175		-	

① Red Keytops with white characters

Figure 7-41. Keytops

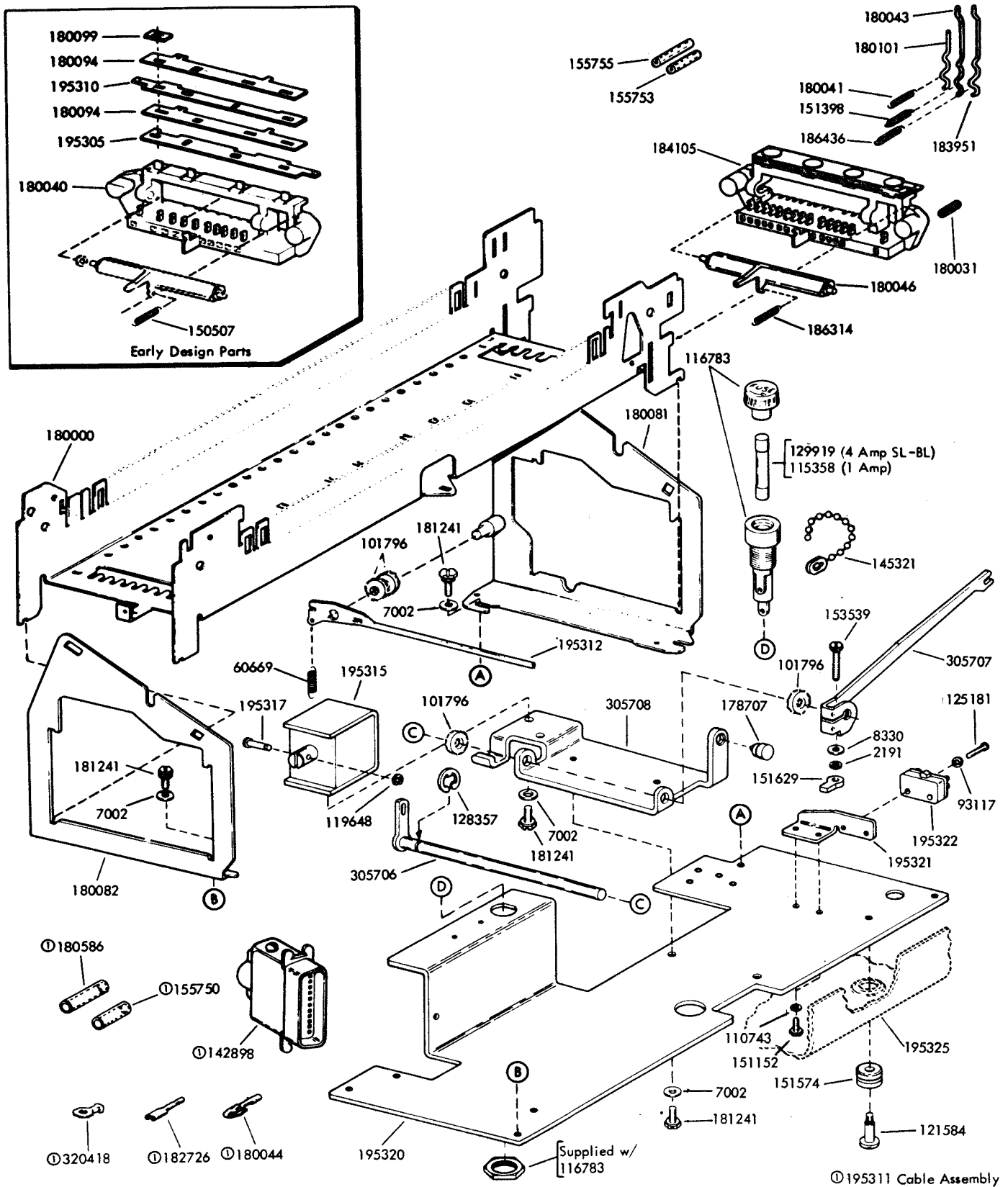


Figure 7-42. Keyboard Frame and Reset Mechanism Used on High-Level Sets



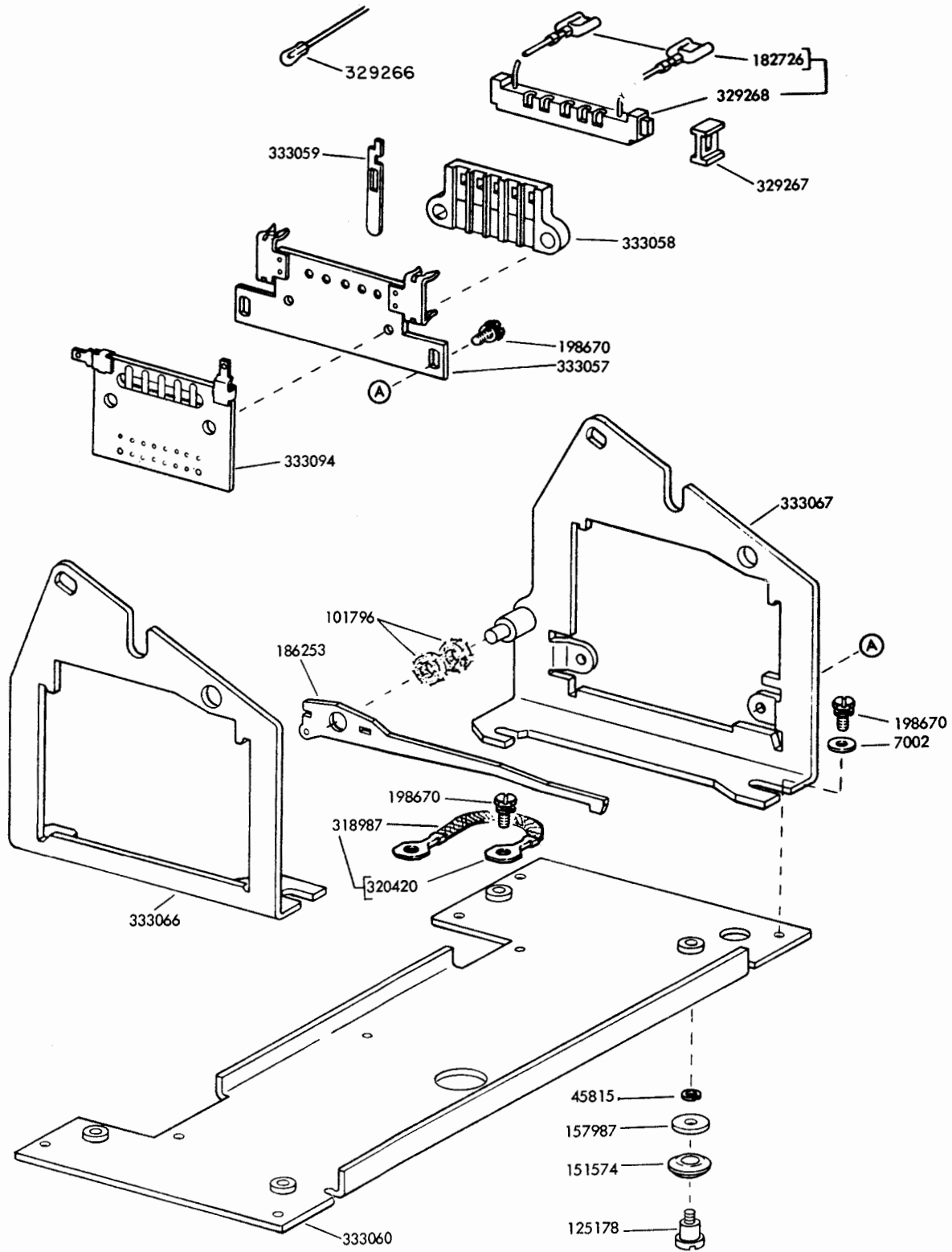
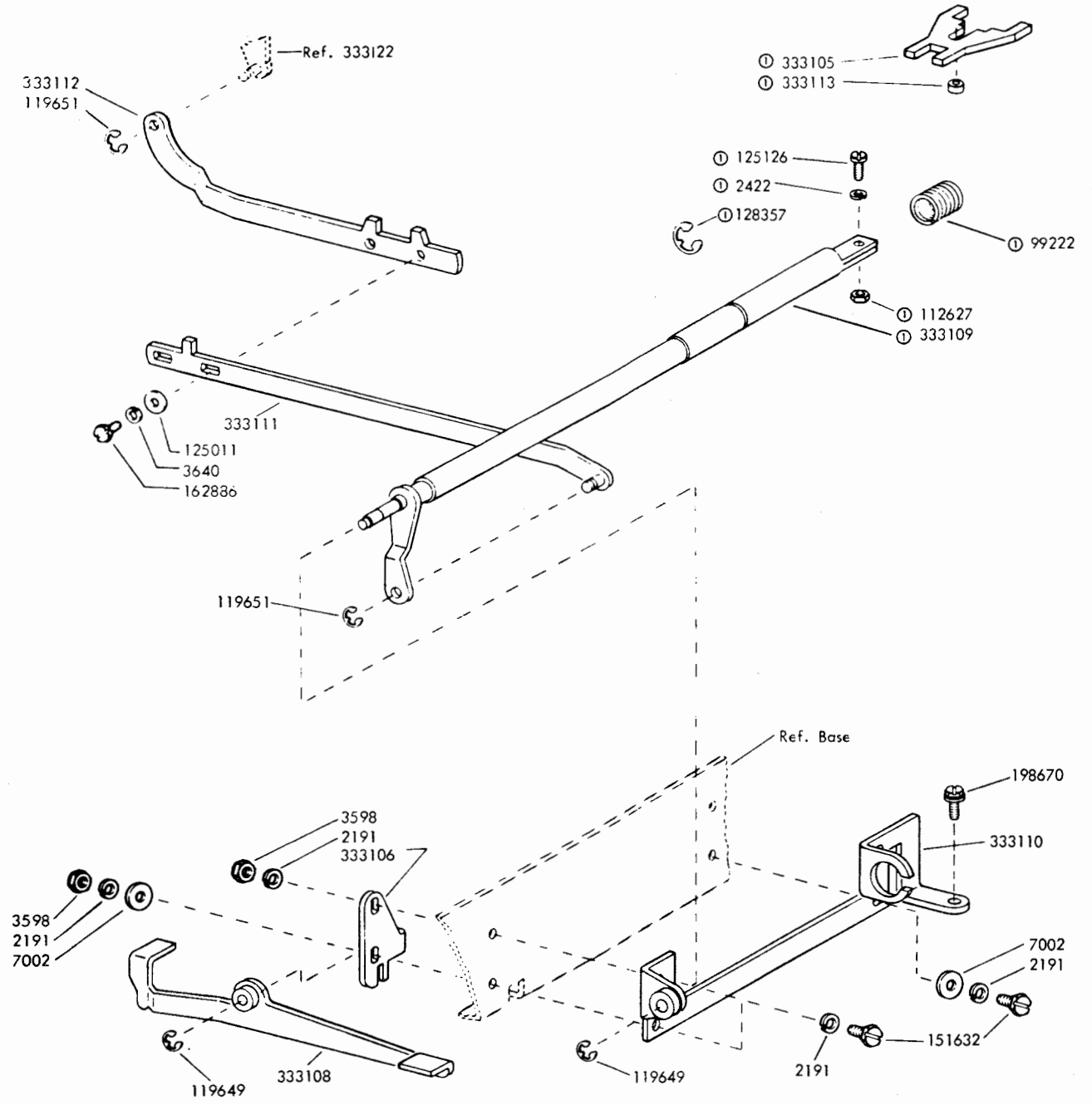


Figure 7-43. Keyboard Assembly - Used on Low-Level Sets



① 329271 Trip Shaft Assembly

Figure 7-44. Trip Shaft Mechanism - Used on Low-Level Sets

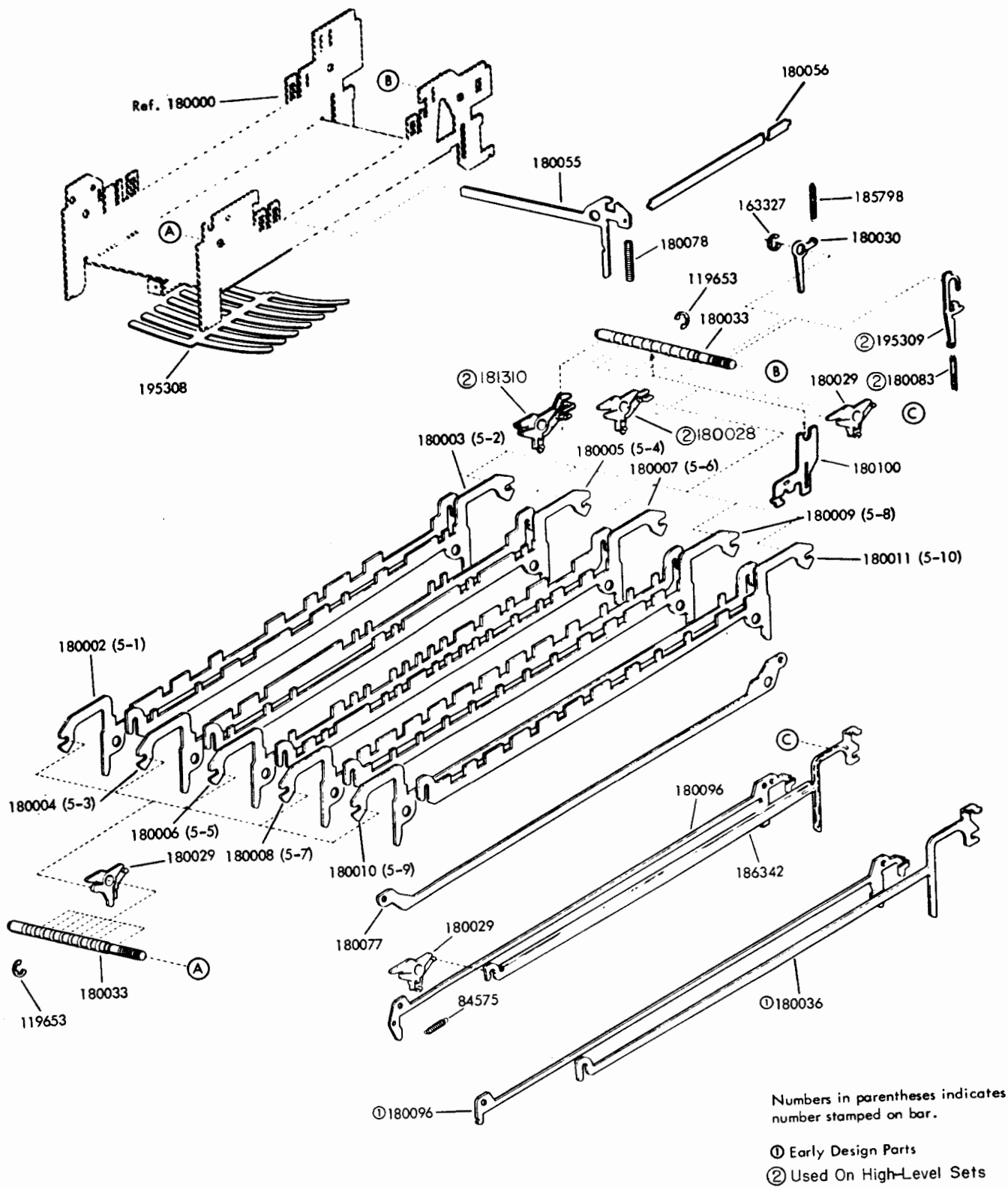


Figure 7-45. Keyboard Code Bar Mechanism

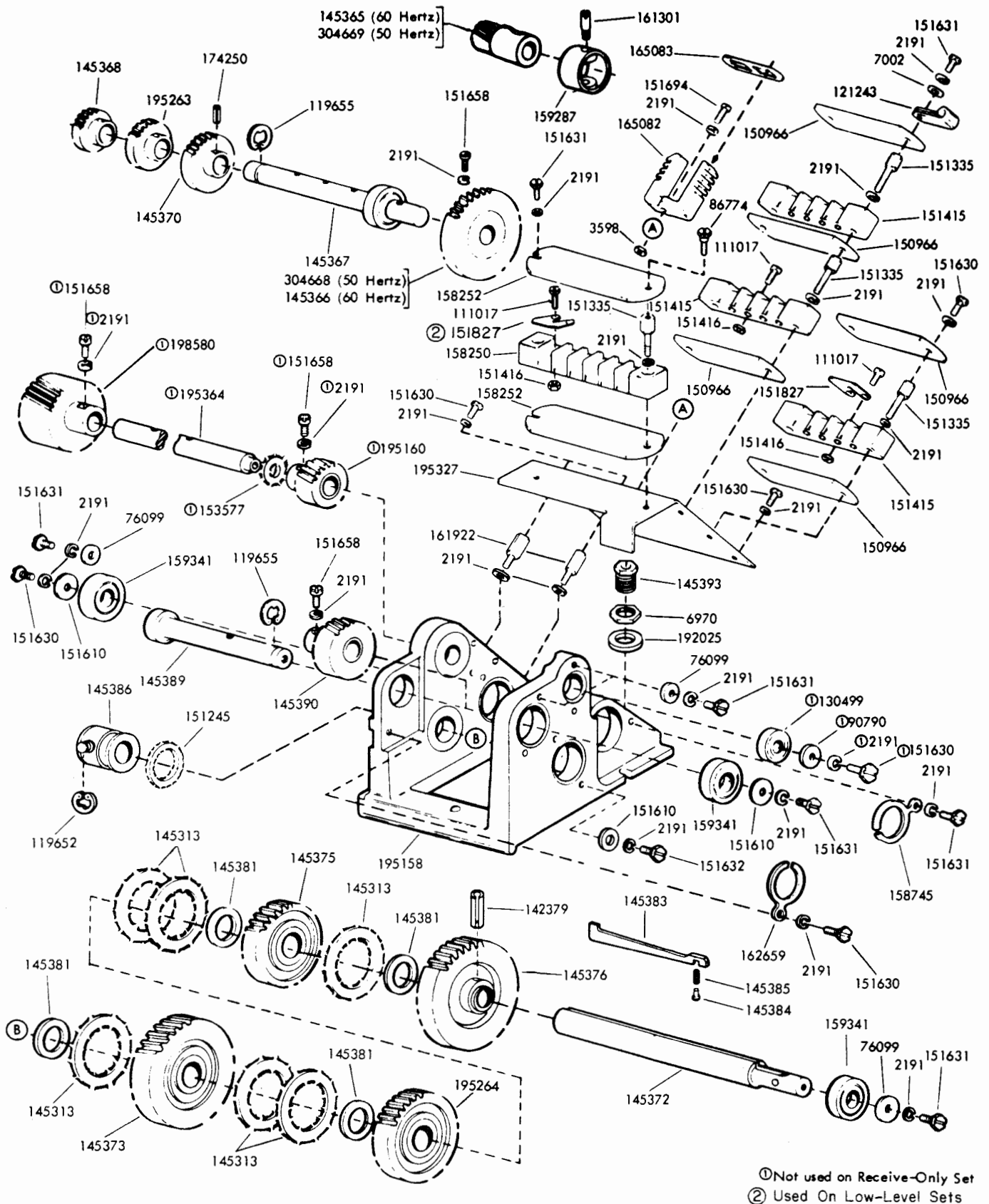


Figure 7-46. Gear Shift Mechanism (Send-Receive and Receive-Only)

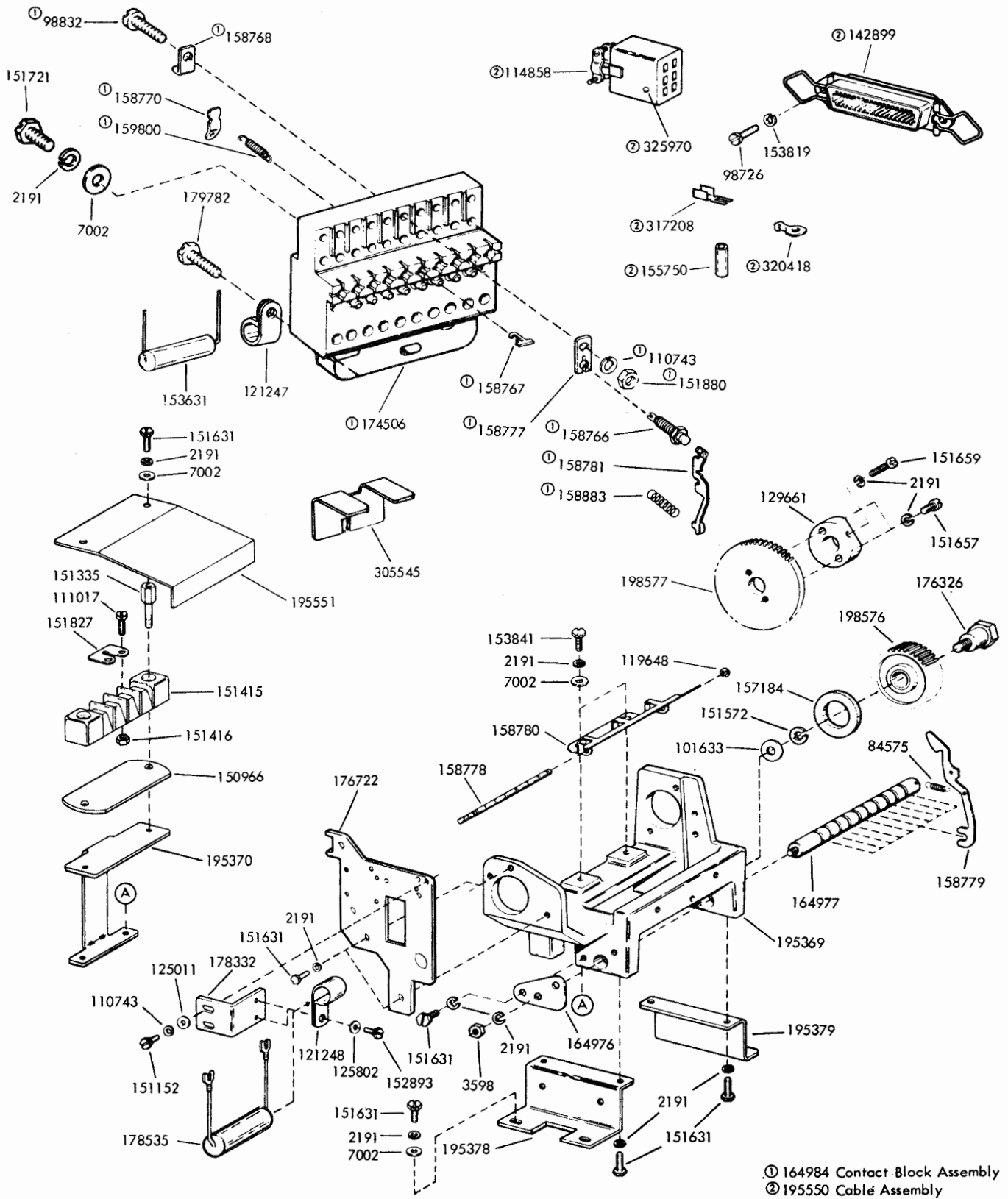


Figure 7-47. Distributor Components - Used on High-Level Sets

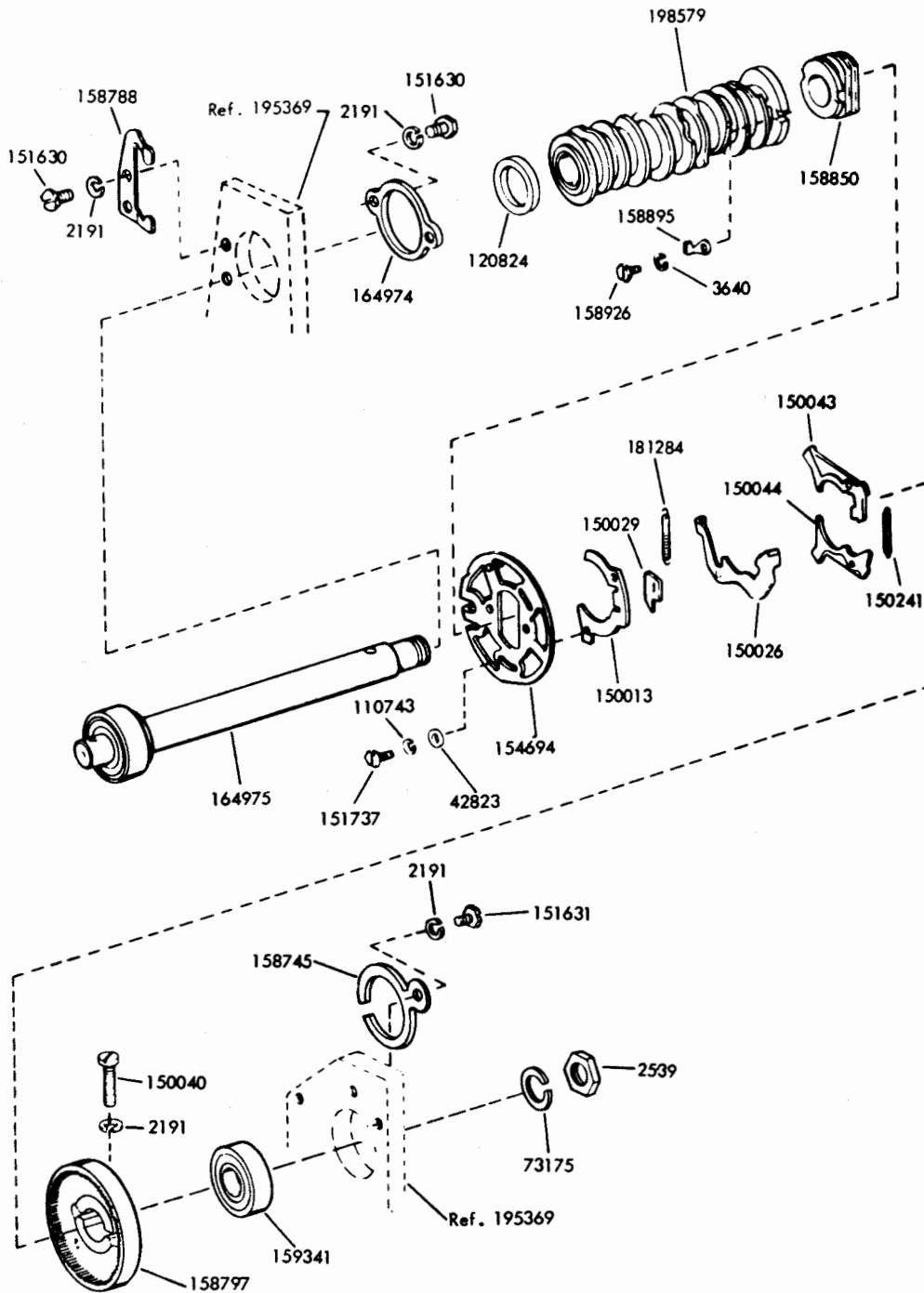


Figure 7-48. Distributor Clutch Mechanism -  
Used on High-Level Sets

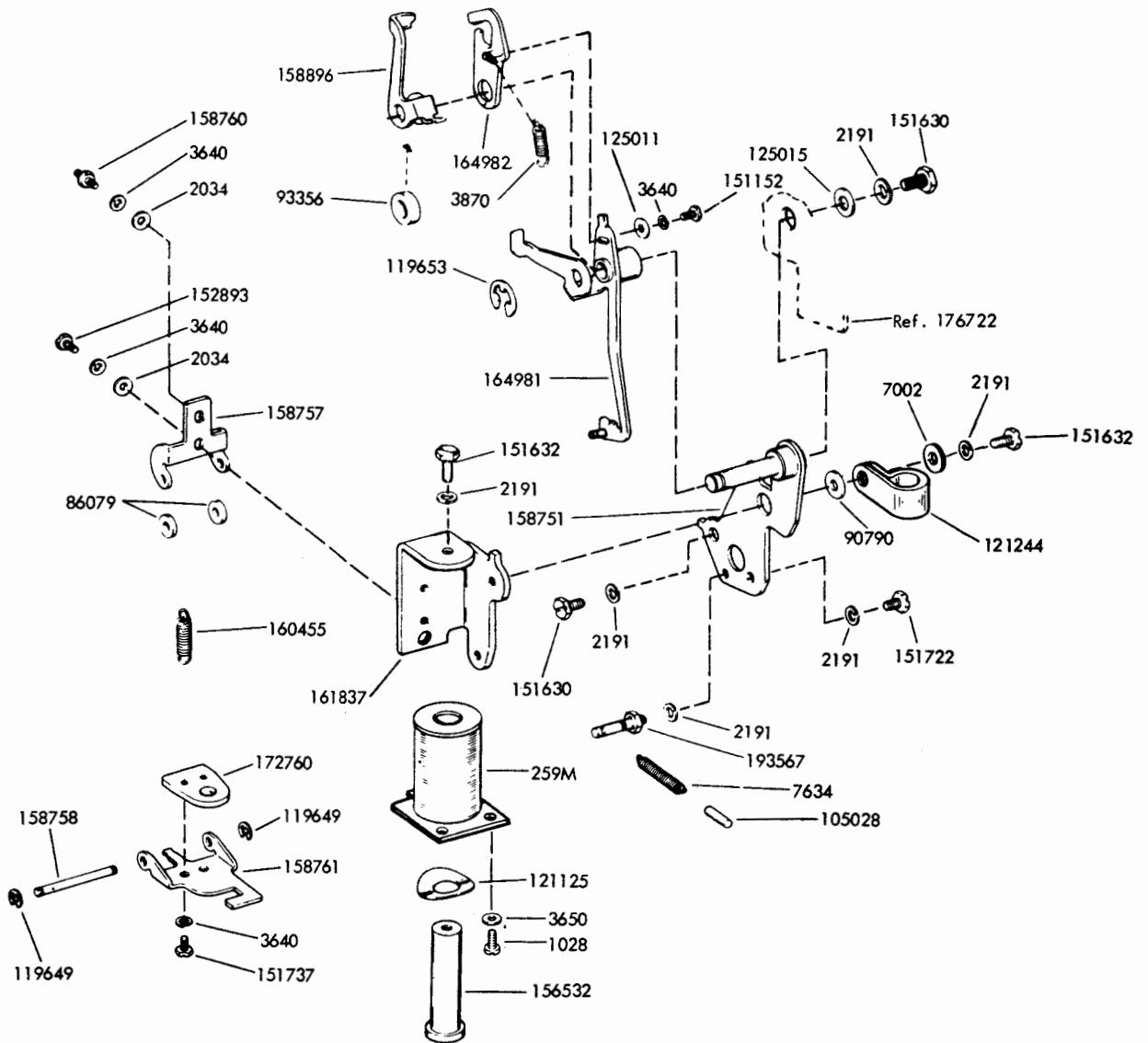


Figure 7-49. Distributor Clutch Trip Mechanism - Used on High-Level Sets

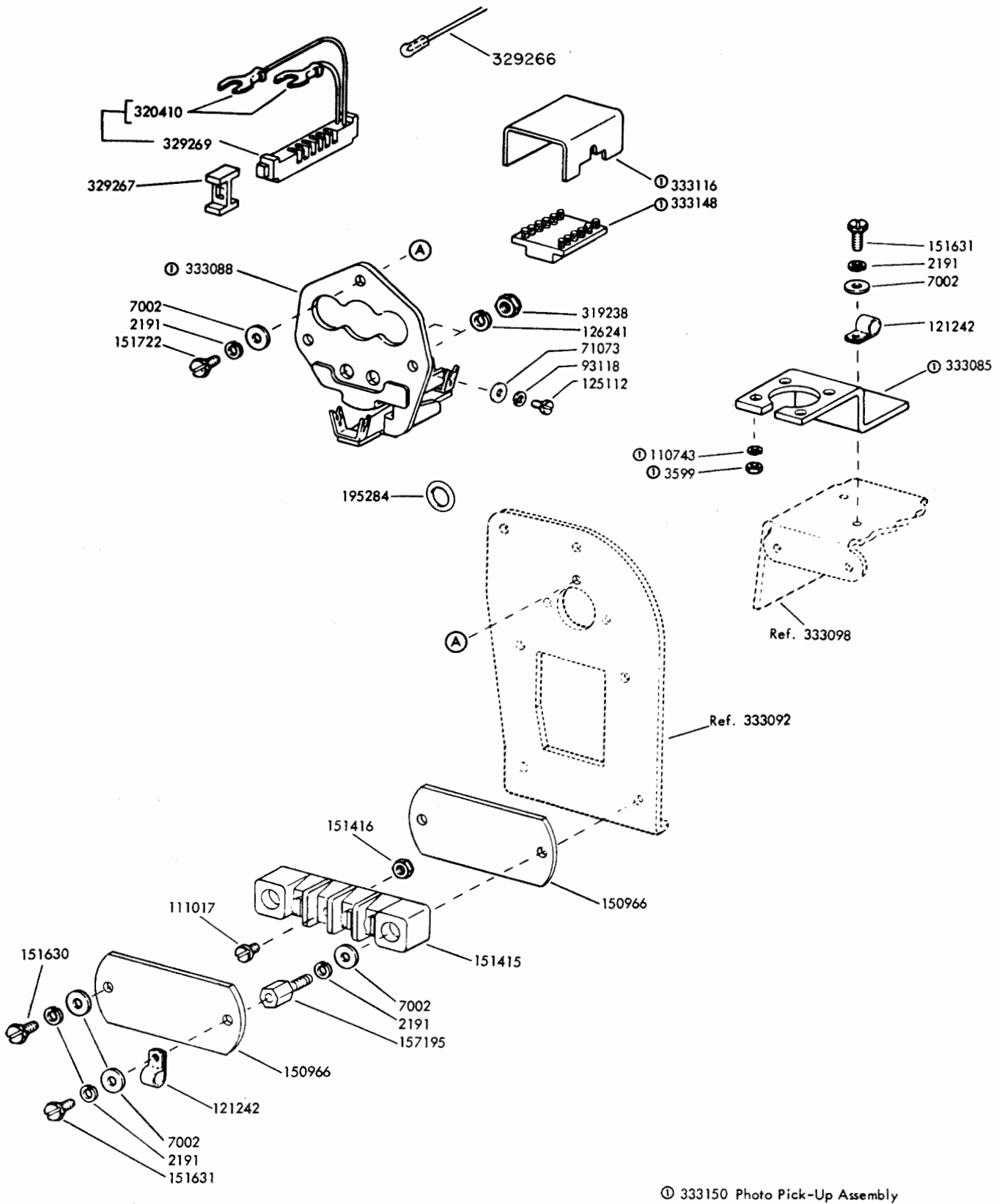


Figure 7-50. 323118 Distributor Mechanism - Used on Low-Level Sets (Sheet 1 of 2)



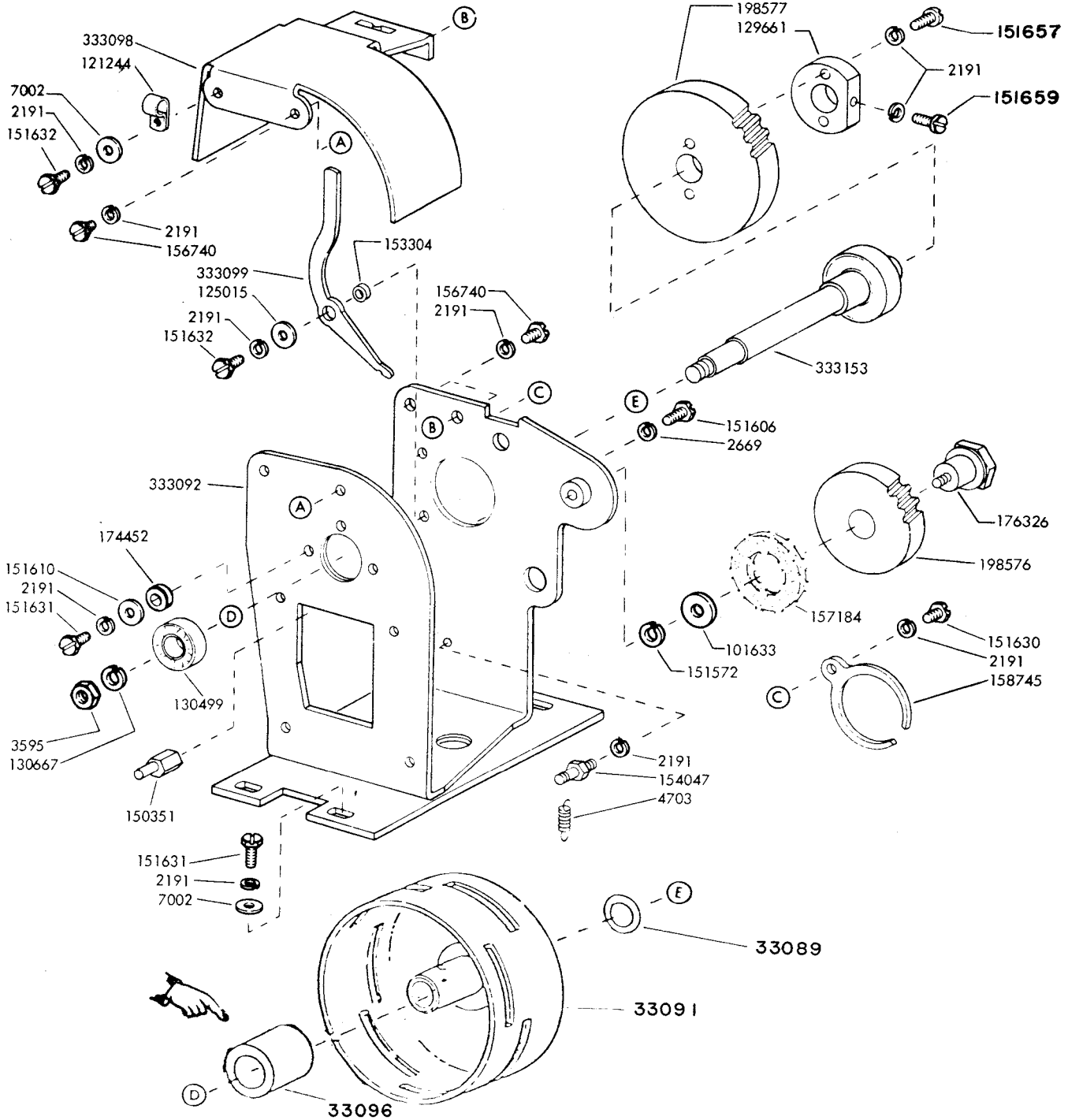


Figure 7-51. 323118 Distributor Mechanism - Used on Low-Level Sets (Sheet 2 of 2)

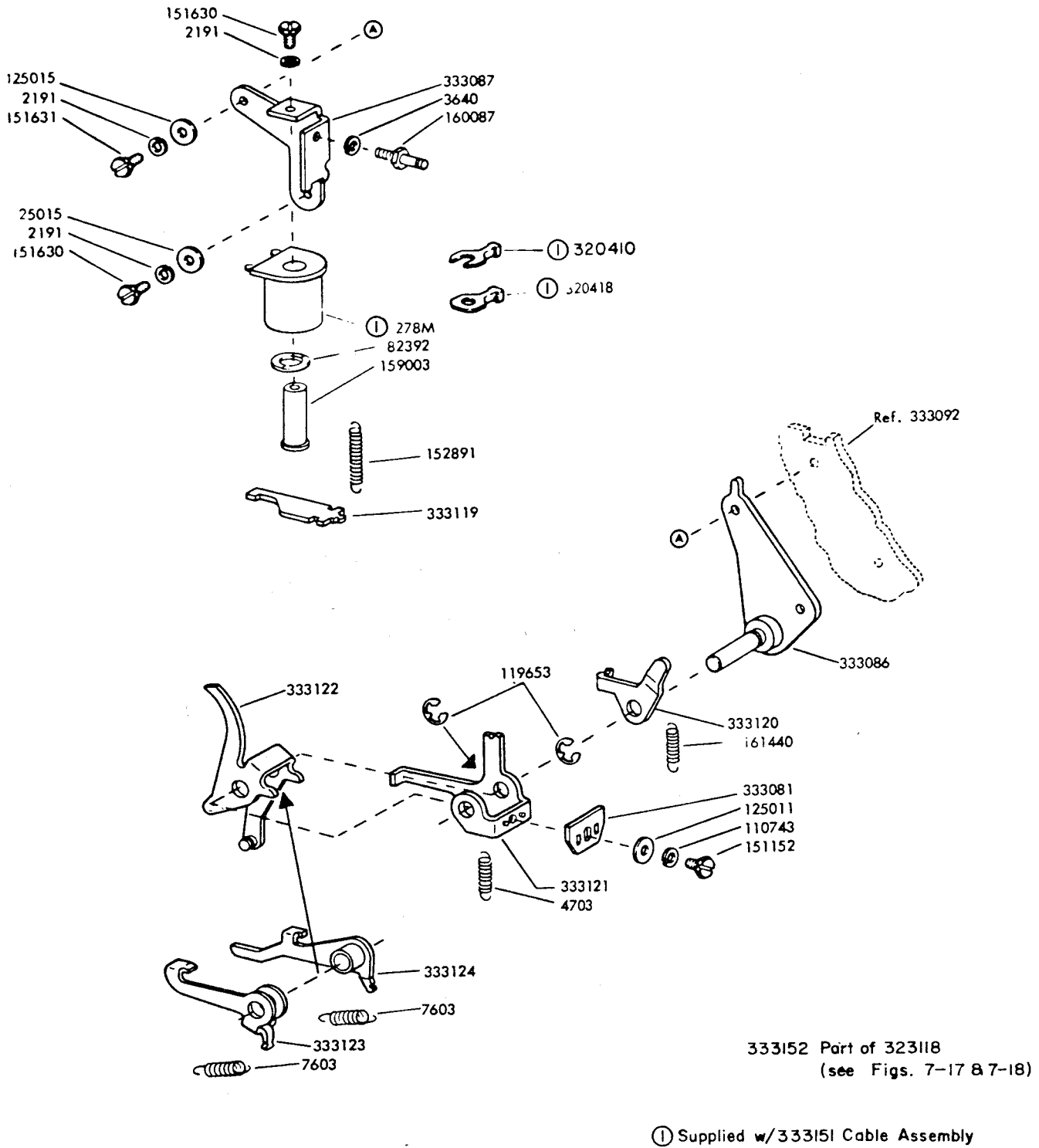


Figure 7-52. 333152 Distributor Clutch Trip Assembly - Used on Low-Level Sets

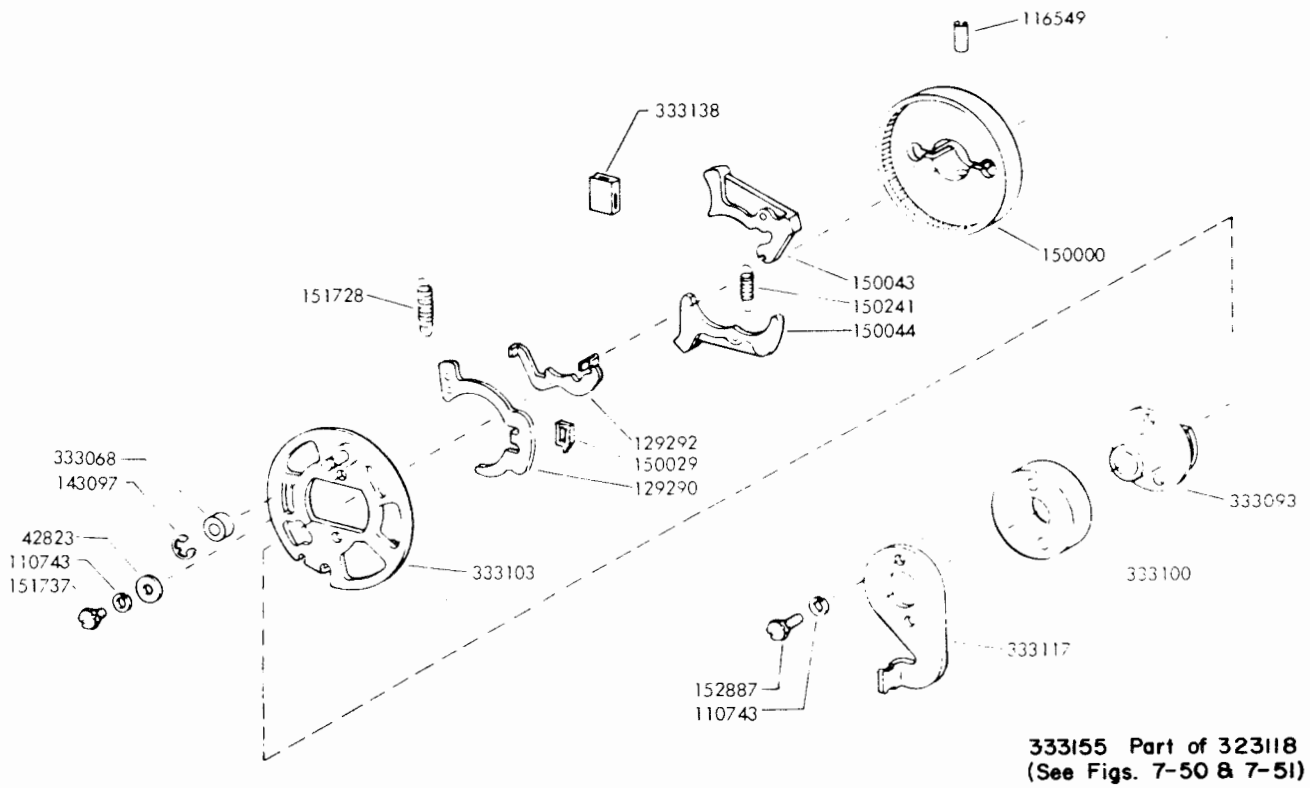


Figure 7-53. 333155 Distributor Clutch Assembly -  
Used on Low-Level Sets

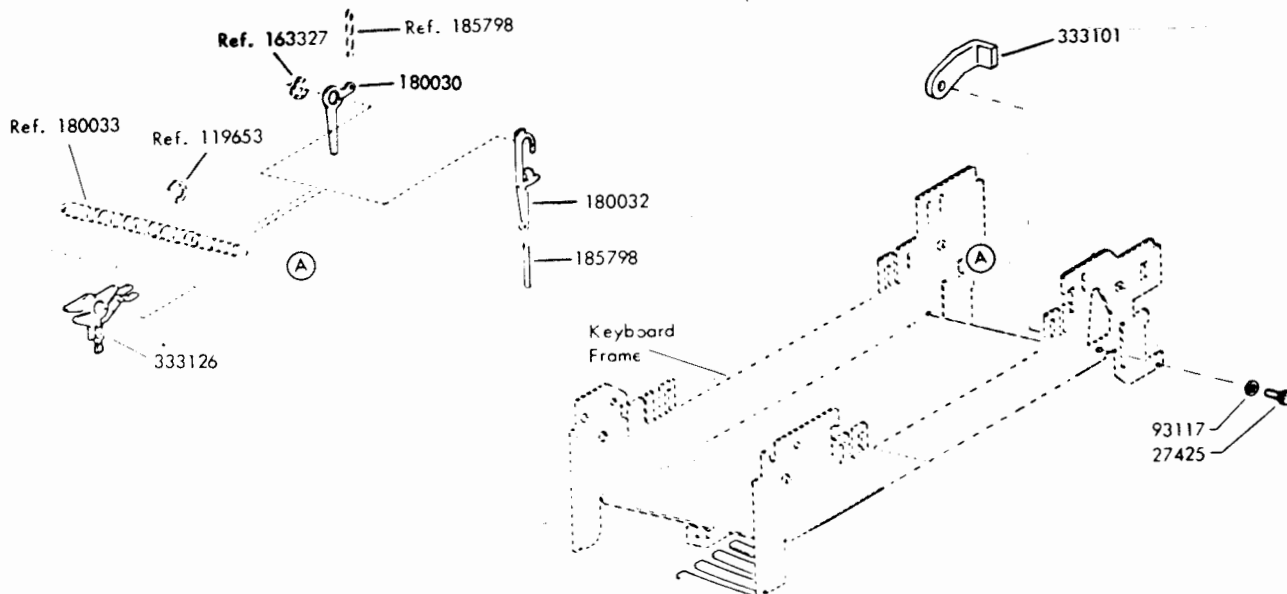
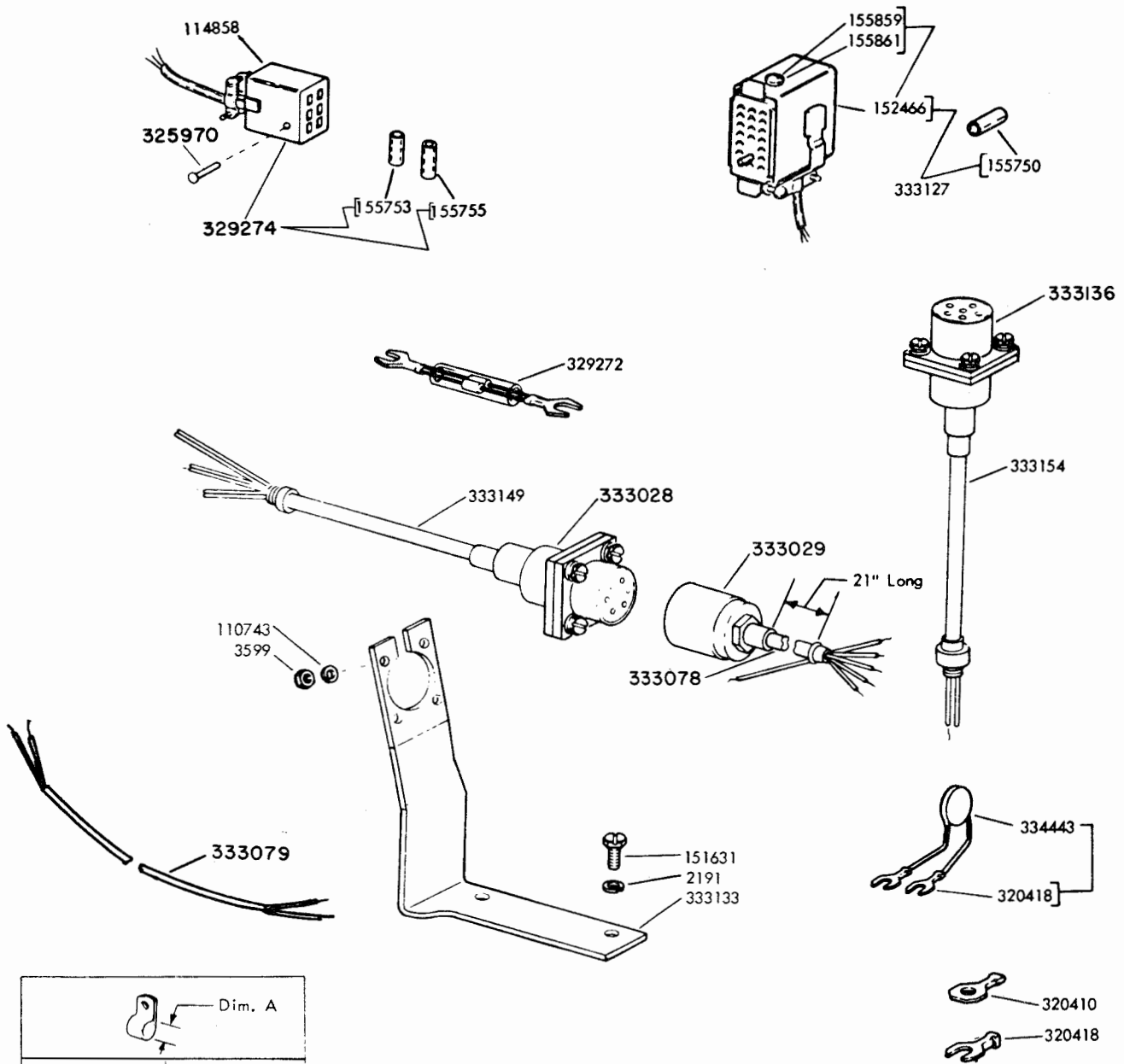
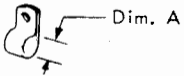


Figure 7-54. Code Bar Mechanism Modification Parts -  
Used on Low-Level Sets



	Dim. A
Cable Clamp	Dim. A
121242	5/16"
121244	13/32"

Jumper	Length	Color	Terminal
135563	2-3/4"	Green	320410 (One)
307544	6"	Green	320410 (Two)
307545	2"	Green	320410 (Two)

Figure 7-55. Cabling - Used on Send-Receive Low-Level Sets

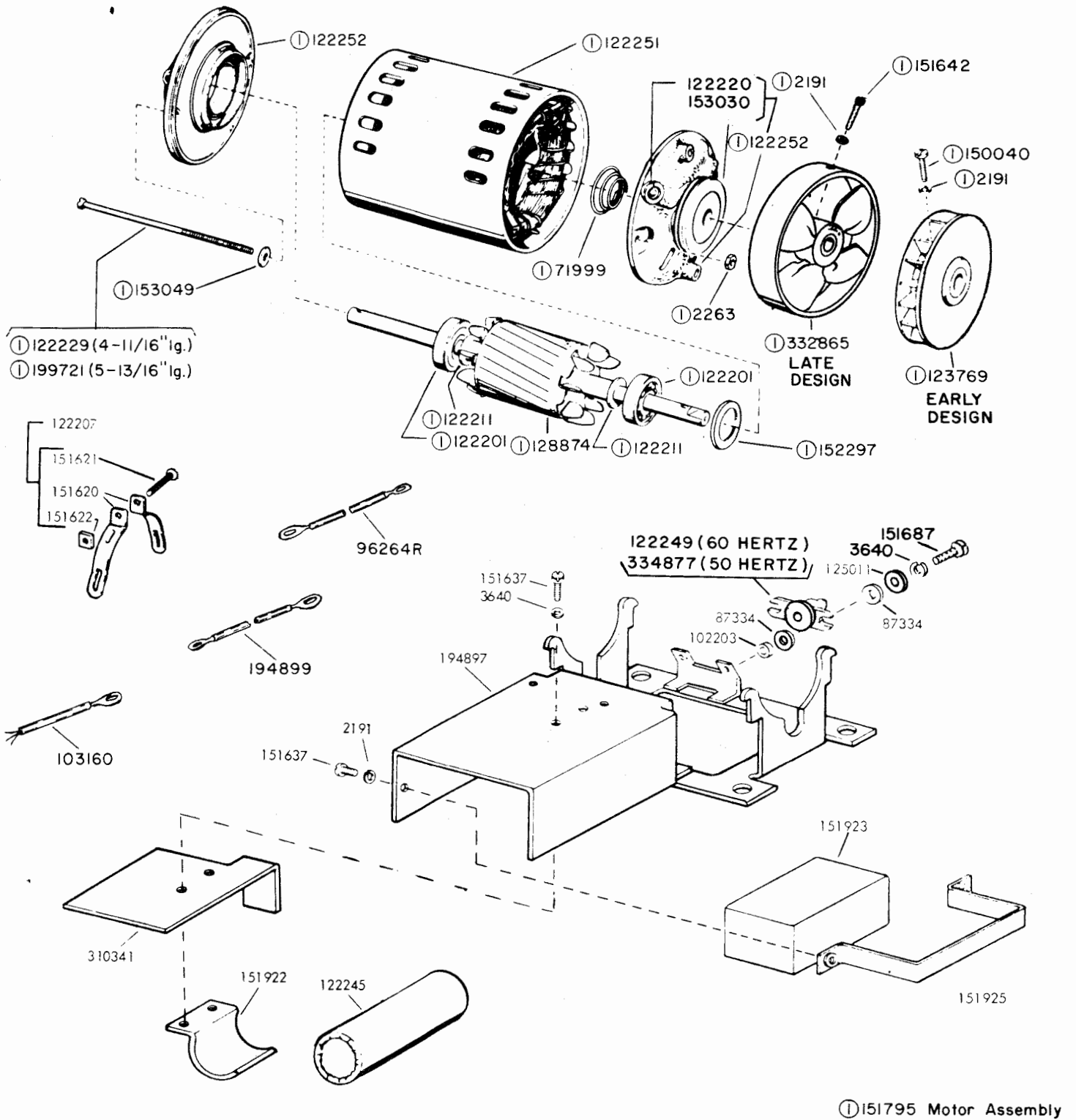


Figure 7-56. Motor Assembly and Relay/Capacitor Mounting



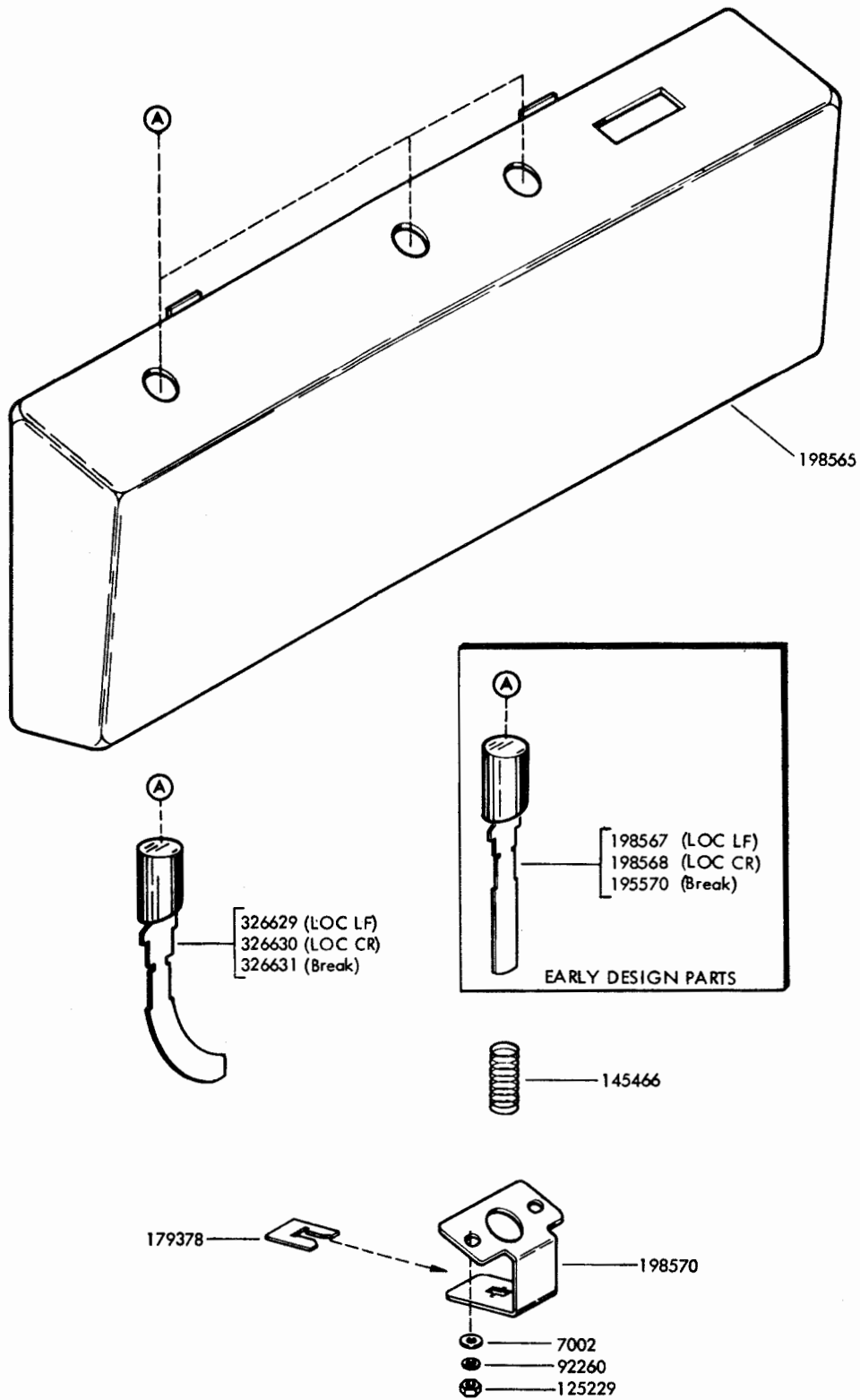


Figure 7-58. 198569 Keyboard Hood Assembly - Receive-Only

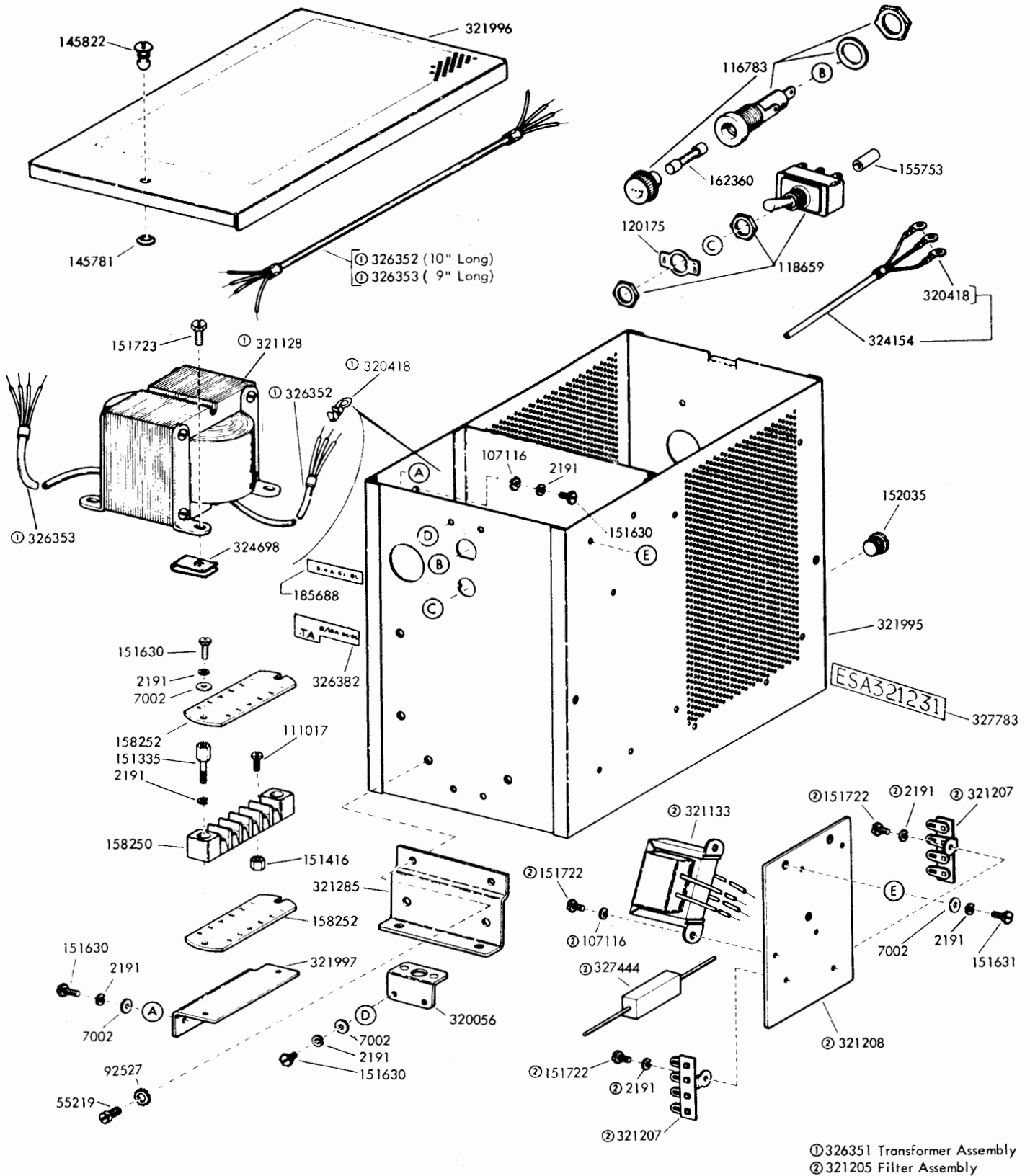


Figure 7-59. 321231 Electrical Service Assembly - Used with RO Sets (Sheet 1 of 2)





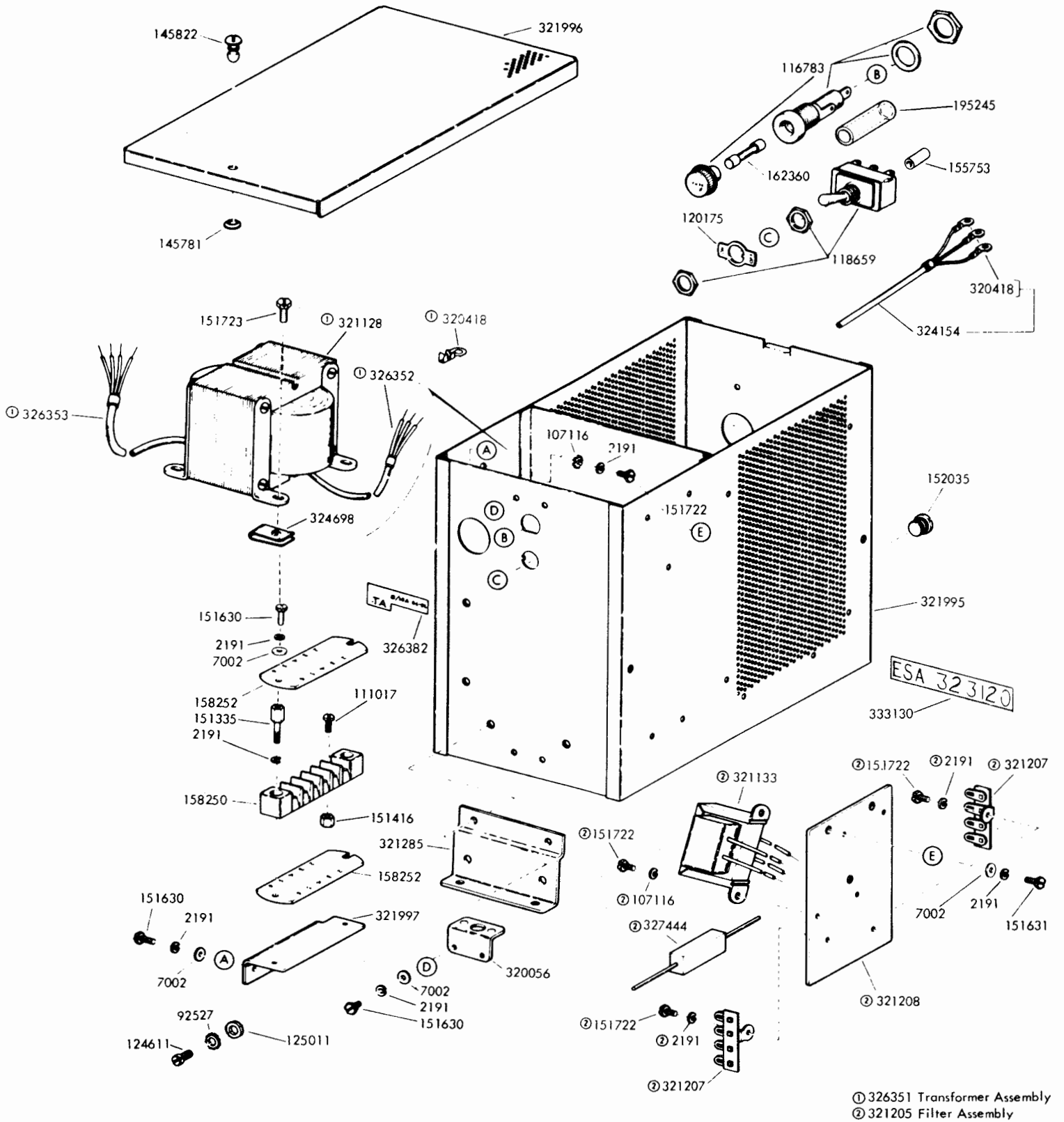


Figure 7-61. 323120 Electrical Service Assembly - Used with KSR Sets (Sheet 1 of 2)

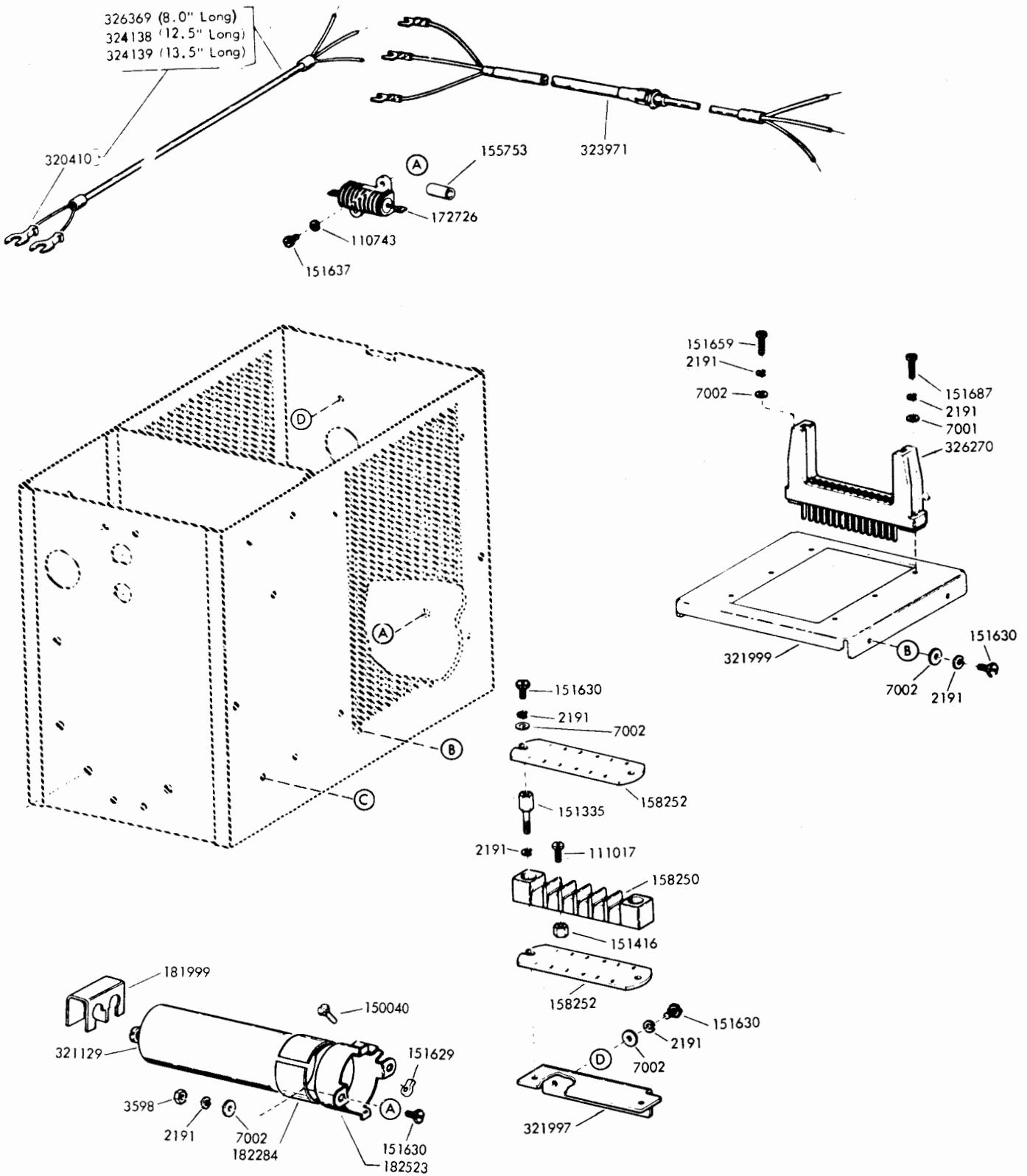


Figure 7-62. 323120 Electrical Service Assembly - Used with KSR Sets (Sheet 2 of 2)

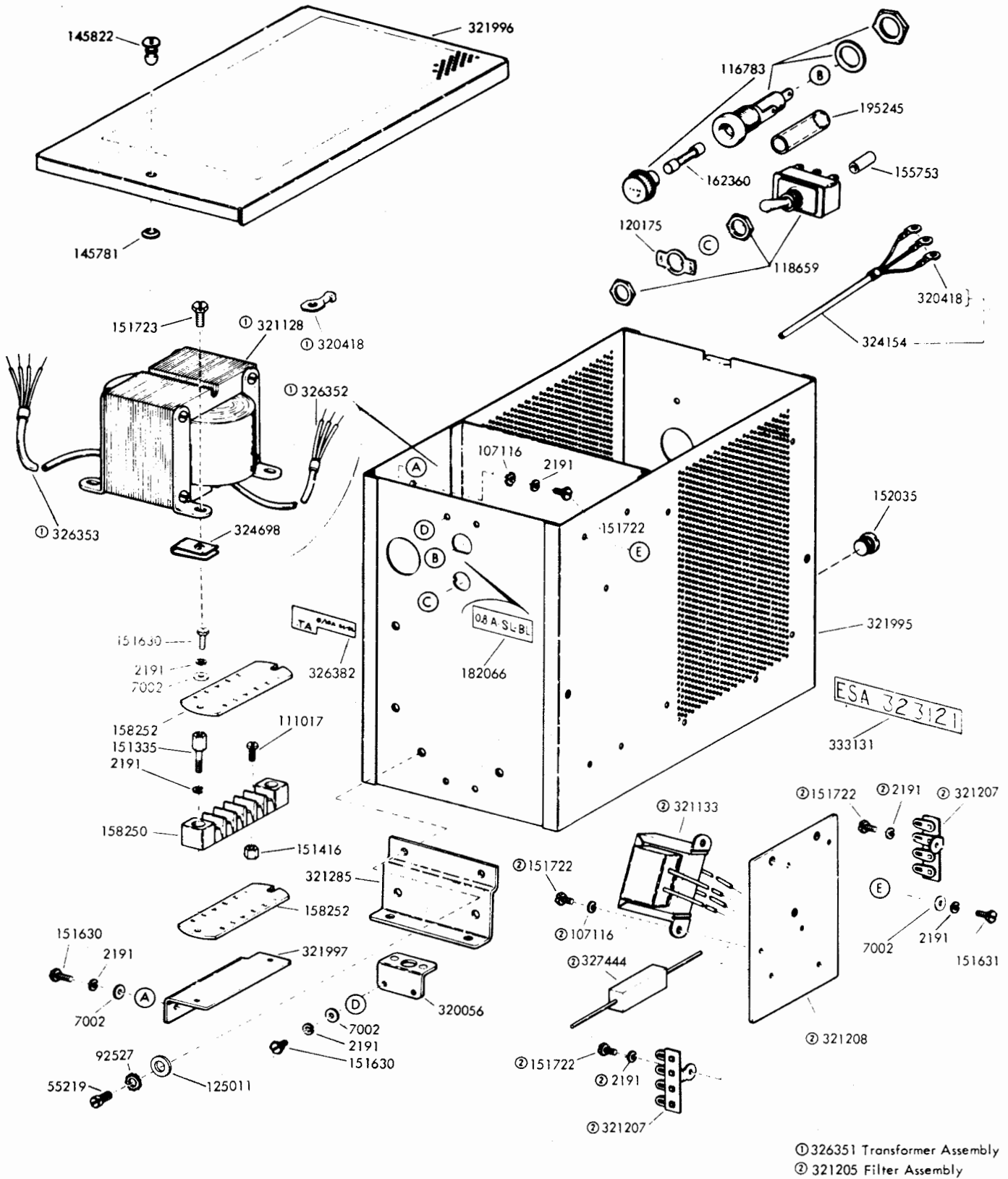


Figure 7-63. 323121 Electrical Service Assembly - Used with KSR Sets (Sheet 1 of 2)

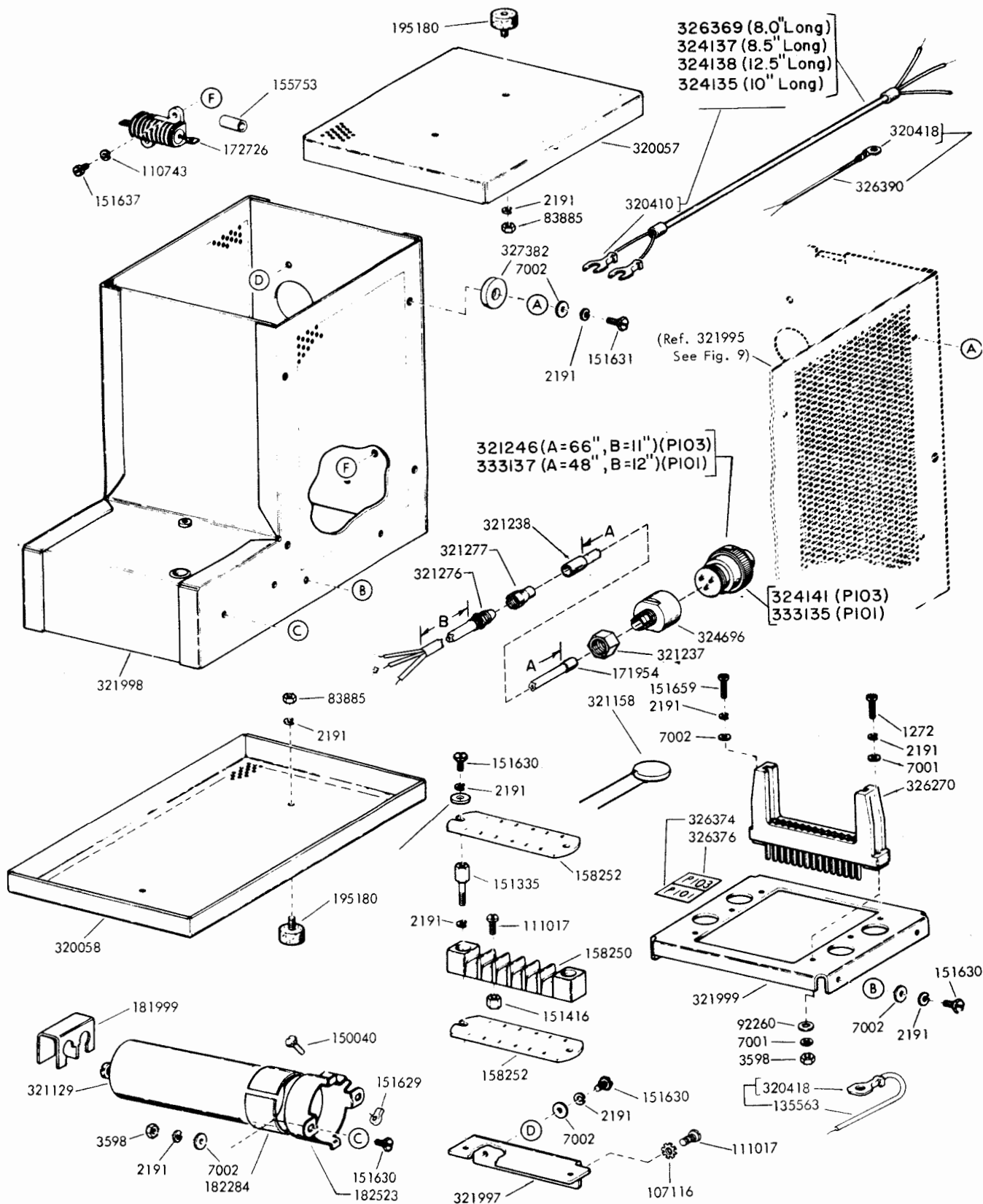
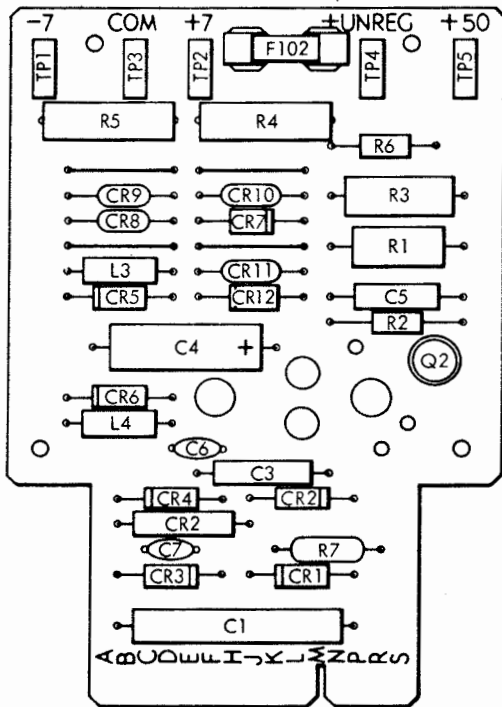
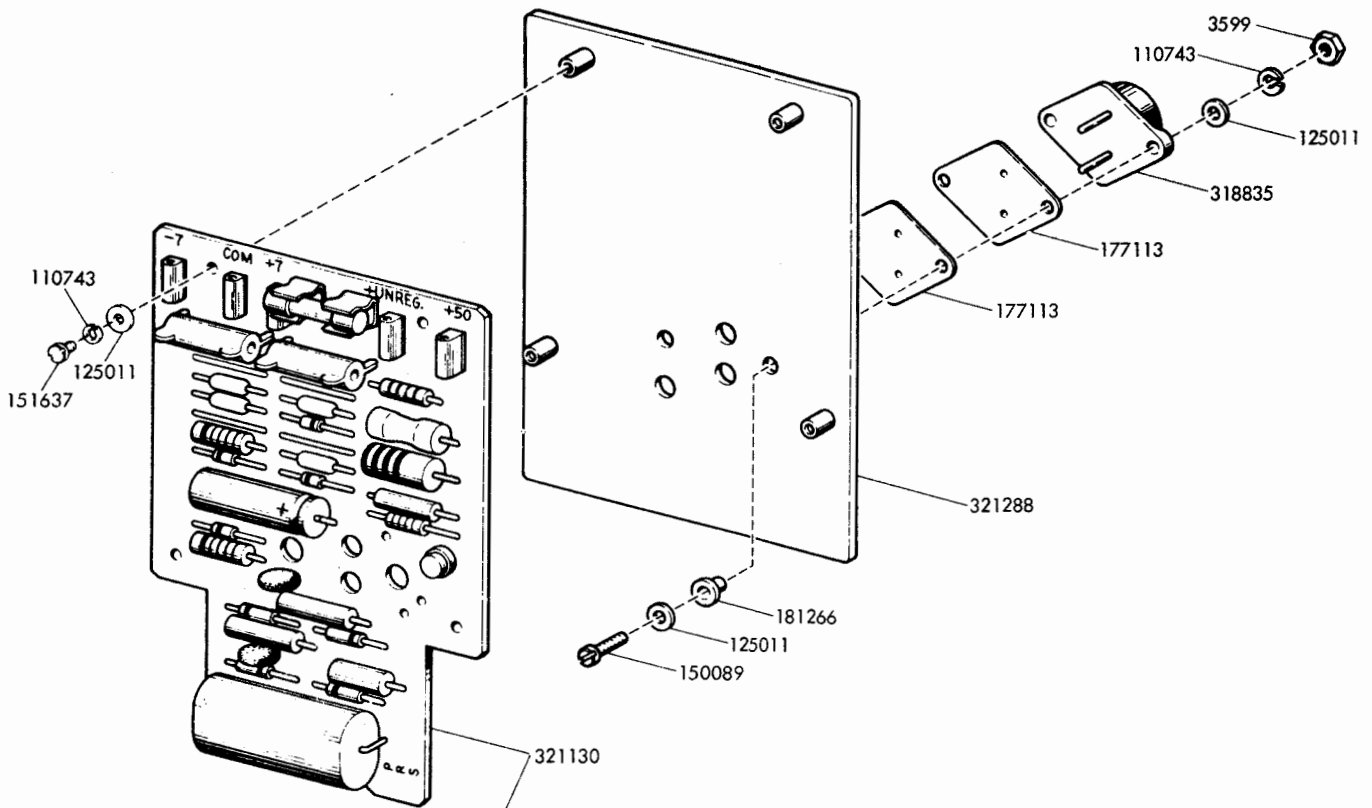
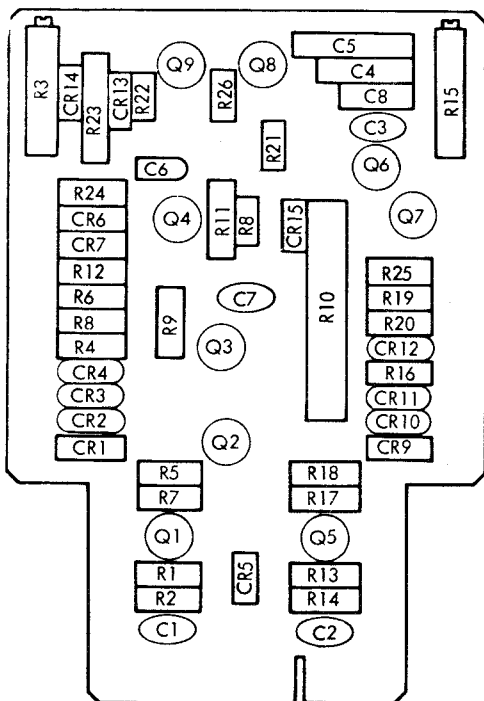
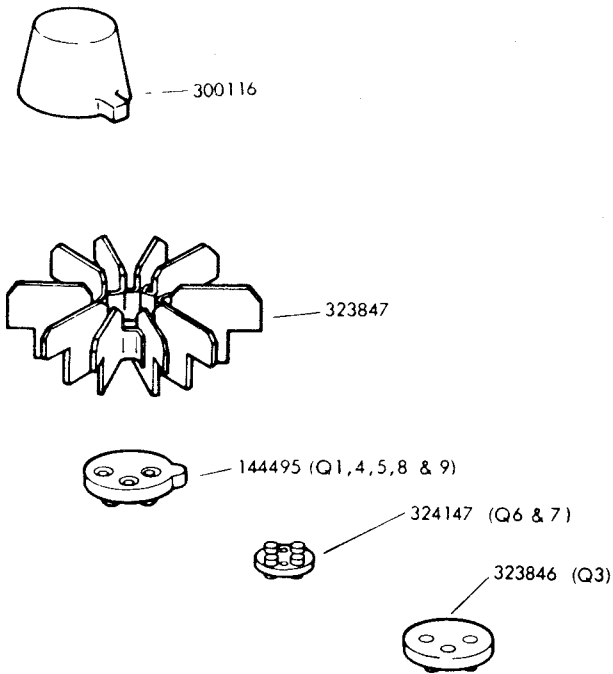


Figure 7-64. 323121 Electrical Service Assembly - Used with KSR Sets (Sheet 2 of 2)



Reference Designation	Part No.	Description
C1	312284	Capacitor, 1.5 MFD
C2, 3	171585	Capacitor, .22 MFD
C4	171831	Capacitor, 10 MFD
C5	178860	Capacitor, .022 MFD
C6, 7	312385	Capacitor, .1 MFD
R1	198937	Resistor, 2700 Ohm
R2, 6	182180	Resistor, 200 Ohm
R3	171533	Resistor, 4 Ohm
R4, 5	311664	Resistor, 2500 Ohm
R7	305298	Resistor, 3300 Ohm
CR1, 2, 3, 4	182520	Diode, IN4383
CR5, 6	327794	Diode, Zener (7.2V)
CR7, 12	321286	Diode, IN4749A
CR8, 9, 10, 11	178844	Varistor, 100A
L3, 4	321159	Choke
Q2	321145	Transistor, 2N2270
TP1	320042	Jack, Test (Slate)
TP2	320041	Jack, Test (Green)
TP3	320039	Jack, Test (Black)
TP4	320040	Jack, Test (Orange)
TP5	320038	Jack, Test (Red)
F102	131807	Fuse, .5 Amp

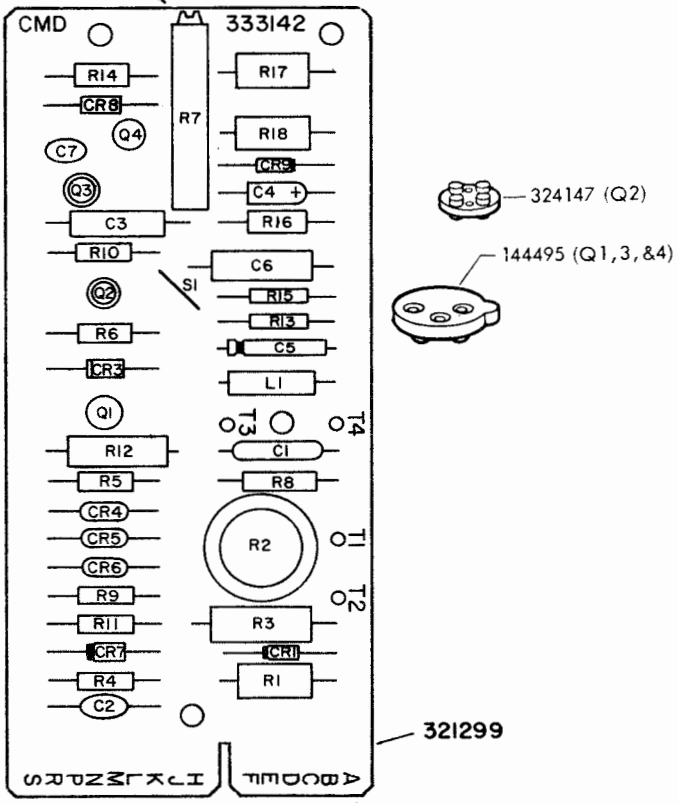
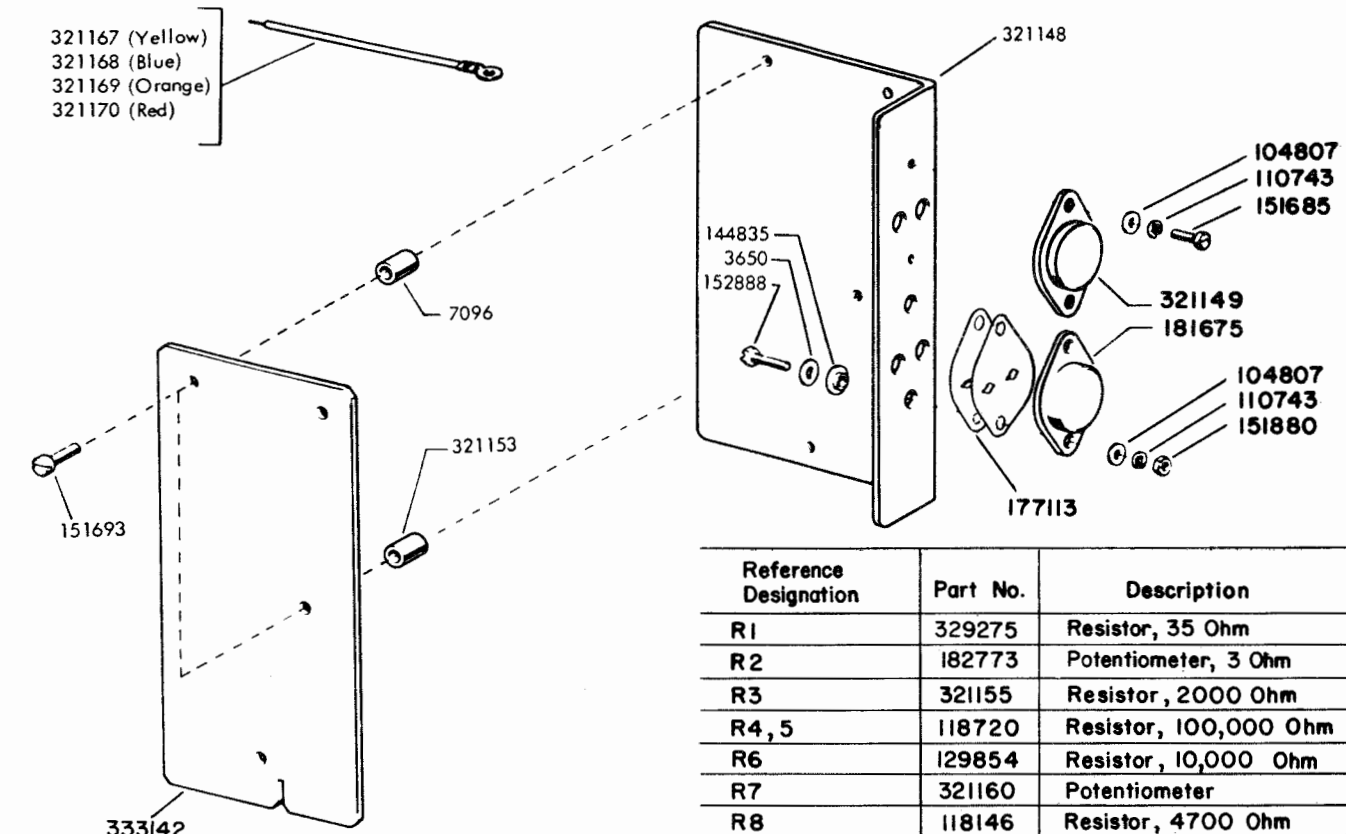
Figure 7-65. 321290 Power Supply Circuit Card - Used with RO and KSR Sets



Reference Designation	Part No.	Description
C1, C2, C3, C7	321157	Capacitor, 500 PF
C4	171829	Capacitor, .15 MFD
C5	326776	Capacitor, .47 MFD
C6	321260	Capacitor, 1 MFD
C8	178860	Capacitor, .022 MFD
R1, R2, R13, R14	118720	Resistor, 100,000 Ohm
R3, R15	323964	Potentiometer, 500,000 Ohm
R4, R16	129854	Resistor, 10,000 Ohm
R5, R17, R22	118177	Resistor, 22,000 Ohm
R6, R19	137604	Resistor, 620 Ohm
R7, R18	118146	Resistor, 4,700 Ohm
R8, R20	129850	Resistor, 680 Ohm
R9	309868	Resistor, 1,300 Ohm
R10	323841	Resistor, 300 Ohm
R11	323842	Resistor, 21 Ohm
R12	178864	Resistor, 3,900 Ohm
R21	321975	Resistor, 33 Ohm
R23	323843	Resistor, 590 Ohm
R24	137442	Resistor, 1,500 Ohm
R25	118154	Resistor, 47,000 Ohm
R26	120424	Resistor, 4,300 Ohm
CR1, CR9, CR14	321154	Diode, 1N457A
CR2, CR3, CR4,		
CR10, CR11, CR12	178844	Varistor, 100A
CR5	181667	Diode, 1N750A
CR6, CR7, CR13,		
CR15	321156	Diode, 1N482A
CR8	321161	Diode, 1N748A
Q1, Q5	321166	Transistor, 2N1893
Q2	323844	Transistor, 2N3053
Q3, Q9	321261	Transistor, 2N4036
Q4	323845	Transistor, 40319
Q6, Q7	324144	Transistor, 2N4121
Q8	321165	Transistor, 2N3638A
	324147	Pad, Transistor Mounting
	144495	Pad, Transistor Mounting
	323846	Pad, Transistor Mounting
	323847	Sink, Heat
	300116	Cover, Insulating
	323835	<b>CIRCUIT CARD, ETCHED</b>

Figure 7-66. 323810 Selector Magnet Driver Circuit Card - Used with RO and KSR Sets

NAVELEX 0967-LP-613-5010

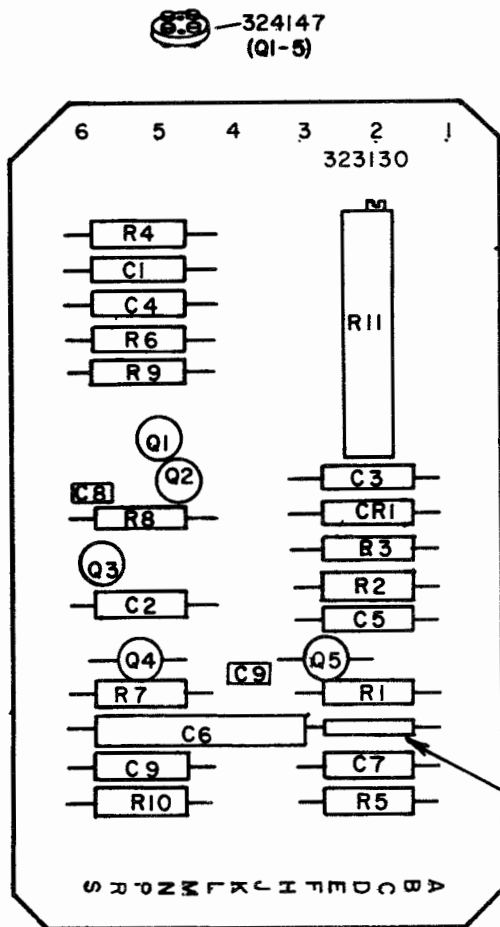


Reference Designation	Part No.	Description
R1	329275	Resistor, 35 Ohm
R2	182773	Potentiometer, 3 Ohm
R3	321155	Resistor, 2000 Ohm
R4, 5	118720	Resistor, 100,000 Ohm
R6	129854	Resistor, 10,000 Ohm
R7	321160	Potentiometer
R8	118146	Resistor, 4700 Ohm
R9	129850	Resistor, 680 Ohm
R10, 18	321258	Resistor, 20,000 Ohm
R11	137604	Resistor, 620 Ohm
R12	321292	Resistor, 1300 Ohm
R13	139143	Resistor, 43,000 Ohm
R14	321259	Resistor, 15 Ohm
R15	165178	Resistor, 3600 Ohm
R16	137442	Resistor, 1500 Ohm
R17	329273	Resistor, 470 Ohm
C1	321158	Capacitor, .1MFD
C2	321157	Capacitor, 500 PF
C3	171829	Capacitor, .15MFD
C4	321264	Capacitor, 2.7 MFD
C5	178860	Capacitor, .022MFD
C6	171587	Capacitor, .25MFD
C7	171583	Capacitor, .003 MFD
L1	321159	Choke
CR1	321161	Diode, IN748A
CR3, 9	197464	Diode, IN914
CR4, 5, 6	178844	Varistor, 100A
CR7	181667	Diode, IN750A
CR8	312341	Diode
Q1	321166	Transistor, 2N1893
Q2	324144	Transistor, 2N4121
Q3	321165	Transistor, 2N3638A
Q4	321261	Transistor, 2N4036
SI	39603RM	Strap, 5/8" Long
T1, 2, 3, 4	137471	Terminal, Lug

Figure 7-67. 333069 Clutch Magnet Driver Circuit Card - Used with KSR Sets



REF. DESIGN.	PART NO.	NAME AND DESCRIPTION
C1,2	320048	CAPACITOR, .5 MFD
C 8,9	315976	CAPACITOR, 470PF
C 3	320049	CAPACITOR, .15 MFD
C 4	181618	CAPACITOR, .01 MFD
C 6,7	321262	CAPACITOR, 1.0 MFD
R 1	323147	RESISTOR, 3600 OHM
R 2,3	118146	RESISTOR, 4700 OHM
R 4,5	118149	RESISTOR, 12,000 OHM
R 6,7,8	118147	RESISTOR, 6800 OHM
R 9	118179	RESISTOR, 330,000 OHM
R 10	137438	RESISTOR, 100 OHM
R 11	321160	POTENTIOMETER, 5 MEGOHM
Q 1,3,5	323934	TRANSISTOR, 2N 3565
Q 2,4	324144	TRANSISTOR, 2N 4121
CRI	177108	DIODE, D2
C 5	305821	CAPACITOR, .1 MFD
L 1	343619	CHOKE, FERRITE BEAD



NOTE:

1. DUE TO VARIATIONS OF TRANSISTOR CHARACTERISTICS, "L1" WAS ADDED TO PROVIDE AN ACCEPTABLE RESPONSE TIME. "L1" SHOULD BE ADDED IF Q2 IS REPLACED.

Figure 7-68. 323130 Low-Level Keyer Circuit Card - Used with KSR Sets

Table 7-6. List of Abbreviations

"	Inch	MFD	microfarad
&	and	Mtg	mounting
x	by	No.	Number
A	ampere (comb form)	PF	picofarad
AC	alternating current	PS	Power Supply
Amp	ampere	Pt	point
CCW	counterclockwise	Rcpt	receptacle
CMD	Clutch Magnet Driver	Rd	round
comb	combination	RPM	revolutions per minute
Dim	dimension	SL-BL	slow-blow
Distr	distributor	SMD	Selector Magnet Driver
Elec	electrical	SP-ST	Single-pole single-throw
Fig.	figure	Spl	special
Fil	fillister	Sq	square
Hex	Hexagon	Std	standard
HP	horsepower	T	teeth
Hz	hertz	Thk	thick
ID	inside diameter	Thru	through
Lq	length, long	V	voltage
LLK	Low-Level Keyer	w/	with (comb form)